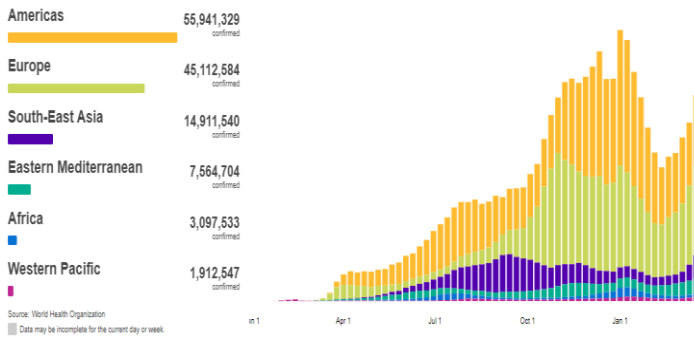
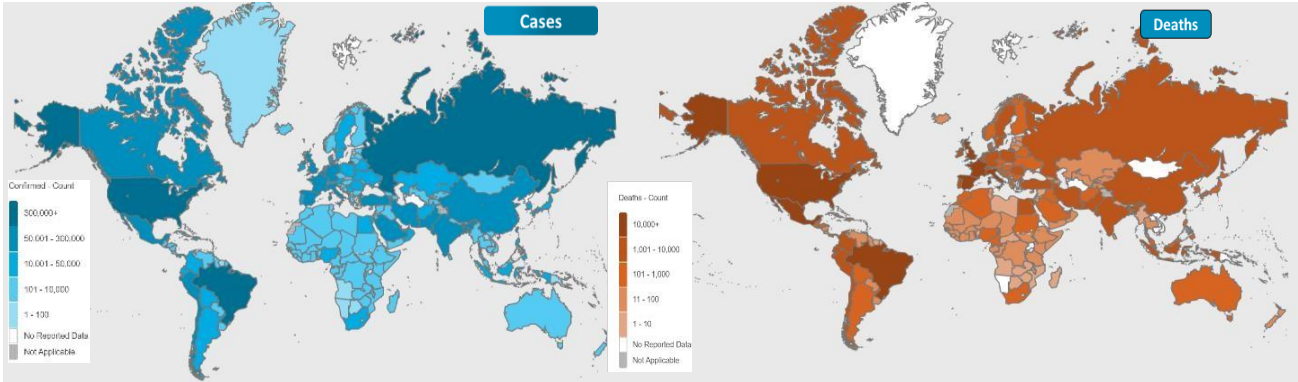




NATIONAL COMMAND AND OPERATIONS CENTRE SITUATION REPORT PART – I

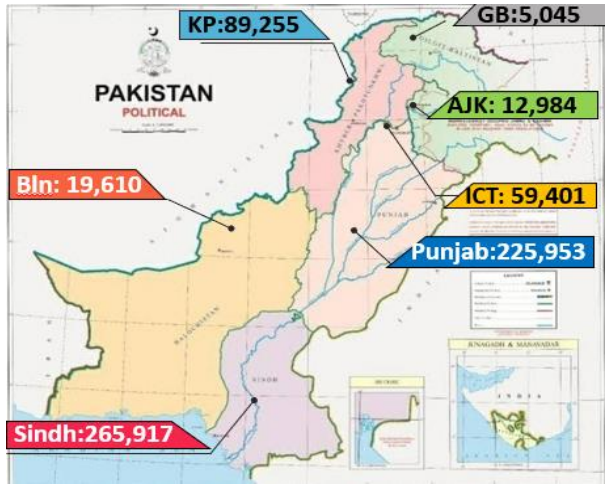
Issued: 2:00 PM
2 Apr 2021

Global Update



	Ranking	Countries	Cases	Cases Last 24 Hrs.	Deaths	Deaths Last 24 Hrs.	Ranking Change
Global		World	130,164,498	700,678	2,839,674	11,688	
	1	USA	31,244,639	76,786	566,611	952	↔
	2	Brazil	12,842,717	89,459	325,559	3,673	↔
	4	France	4,695,082	50,659	95,976	314	↔
	5	Russia	4,554,264	9,169	99,233	383	↔
	6	UK	4,350,266	4,478	126,764	51	↔
Regional	9	Spain	3,291,394	7,041	75,541	82	↔
	3	India	12,302,110	81,441	163,428	468	↔
	15	Iran	1,897,314	11,750	62,759	94	↔
	31	Pakistan	678,165	5,234	14,613	83	↔
	34	Bangladesh	617,764	6,469	9,105	59	↔
103	Afghanistan	56,572	55	2,495	6	↓	

Pakistan COVID Update



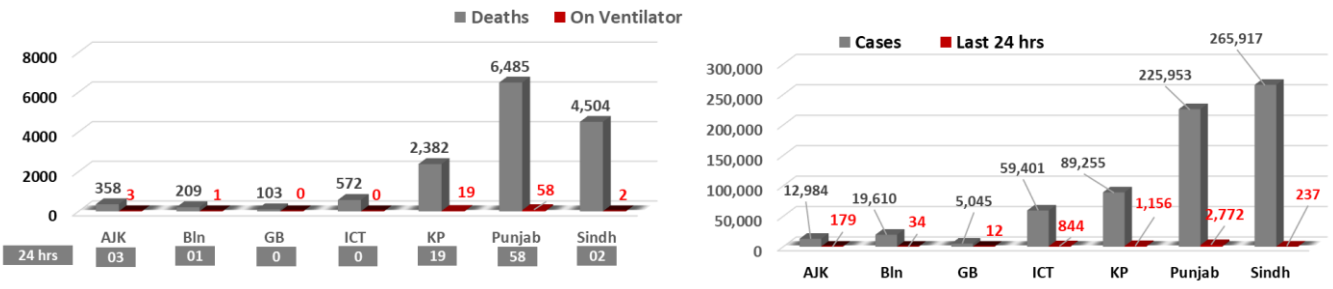
Province-Wise COVID Cases

Provinces	Lab Tests		Lab Confirmed Cases		
	Total Tests Conducted In Last 24 Hours	Total Tests Conducted till date	Previous	Last 24 hours	Cumulative
AJK	910	148,909	12,805	179	12,984
Balochistan	590	207,751	19,576	34	19,610
Gilgit Baltistan	272	98,269	5,033	12	5,045
ICT	7,872	1,310,185	58,557	844	59,401
KP	8,574	1,364,080	88,099	1,156	89,255
Punjab	23,039	3,861,172	223,181	2,772	225,953
Sindh	8,913	3,307,178	265,680	237	265,917
Total	50,170	10,297,544	672,931	5,234	678,165

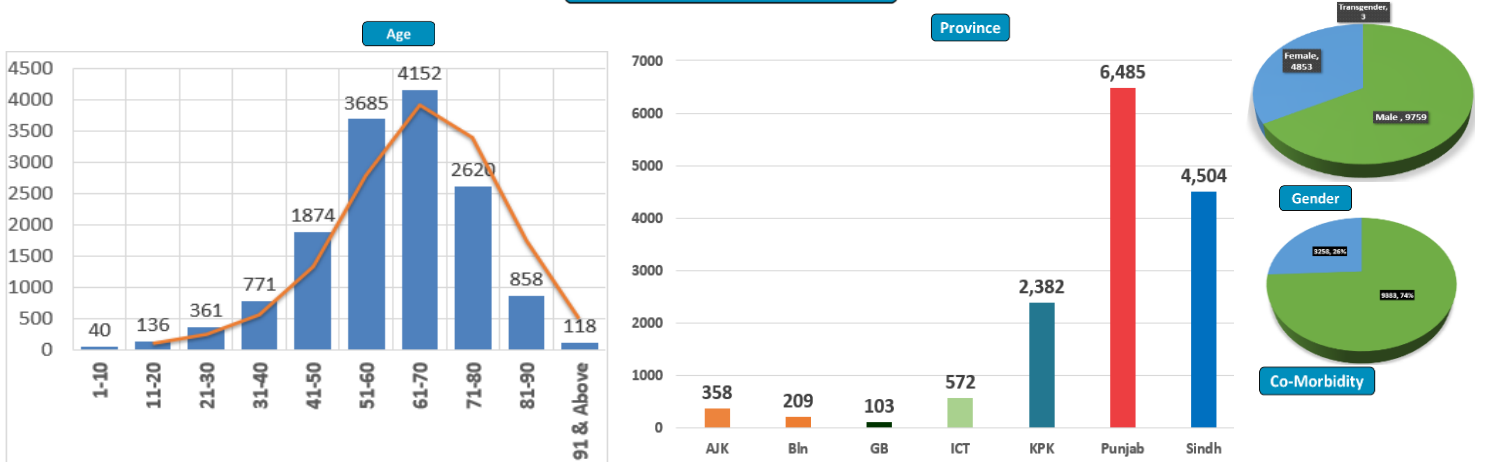
Cases Vs Recovery



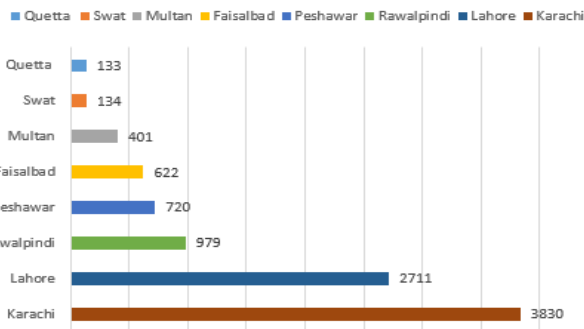
Clinical Status of COVID



Death Analysis

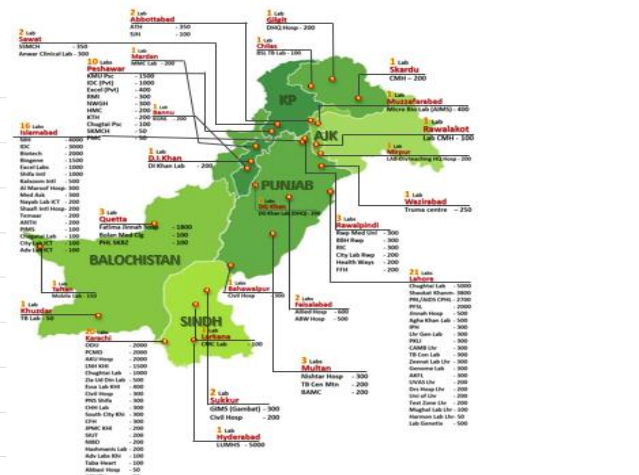
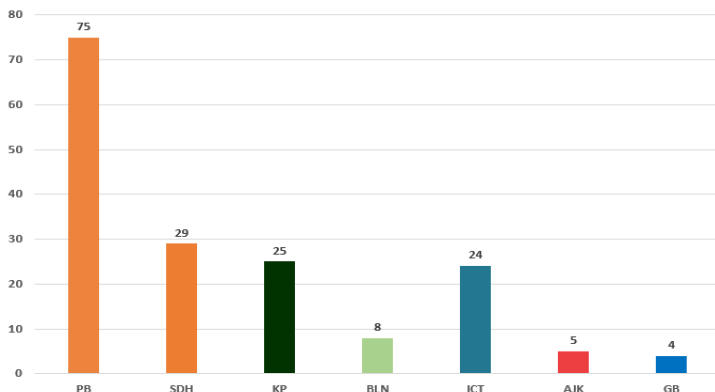


Deaths



Testing Facility

- Total Functioning Labs in Pakistan - 170
- Total Testing Capacity - 61,577
- Testing Conducted Last 24 hrs - 50,170



1. International

a. COVID Status

- (1) 130,164,492 COVID cases & 2,839,674 deaths have been reported across the globe.
- (2) Turkey recorded 40,806 new Covid cases in the last 24 hours, highest since start of the pandemic.
- (3) More than 65,000 people in Brazil have died of COVID in March, more than double the previous monthly record.
- (4) WHO has said that Europe's virus situation was "more worrying than we have seen in several months".

b. COVID Vaccine

- (1) Vietnam has received 811,000 doses of AstraZeneca's COVID-19 vaccines, under the global COVAX scheme.
- (2) British regulators have said that they have identified 30 cases of rare blood clot events after the use of the AstraZeneca Covid-19 vaccine

c. COVID Status

- (1) National positivity ratio was recorded at 10.43 %.
- (2) Pakistan has reported 1,931 COVID recoveries during last 24 hours

d. Vent Status

- (1) 419 patients are on ventilators.
- (2) **67% vents allocated for COVID patients in Multan have been occupied.** (67% day before yesterday)
- (3) **Vent occupancy in Lahore has been reported at 67%.** (67% day before yesterday)
- (4) **64% vents allocated for COVID patients in ICT have been occupied.** (64% day before yesterday)
- (5) **60% vents allocated for COVID patients in Gujranwala have been occupied** (60% day before yesterday)
- (6) Vent occupancy in Peshawar has been reported at 38%. (38% day before yesterday)

e. Oxygen Status

- (1) **100% beds allocated for COVID patients in Swat have been occupied** (84% day before yesterday)
- (2) **85% beds allocated for COVID patients in Gujranwala have been occupied** (85% day before yesterday)

- (3) **84% beds allocated for COVID patients in Peshawar have been occupied** (82% day before yesterday)
- (4) **74% beds allocated for COVID patients in Gujrat have been occupied.** (74% day before yesterday)
- (5) **52% beds allocated for COVID patients in ICT have been occupied** (47% day before yesterday)
- (6) **47% beds allocated for COVID patients in Lahore have been occupied** (47% day before yesterday)
- (7) **42% beds allocated for COVID patients in Rawalpindi have been occupied** (41% day before yesterday)
- (8) **41% beds allocated for COVID patients in Multan have been occupied** (41% day before yesterday)

f. **HCW (Health Care Workers) Status**

- (1) **41** new cases have been reported in HCWs, increasing the total to **15,141** while **14,515** have recovered (481 active cases)
- (2) Most cases in HCWs have been reported by Sindh **5,524**
- (3) 145 deaths have been reported amongst HCWs. (92 doctors, 1 Medical Student, 3 nurses, 49 paramedic staff)

g. **COVID Mortality (98 x Deaths)**

- (1) 88 (90%) deaths have occurred in hospitals.
- (2) **64 deaths have been reported by Punjab.**
- (3) **30 deaths have been reported in District Lahore. Most by any district**
- (4) National CFR was reported at 1.97 %.
- (5) 67% deceased suffered from co-morbidities