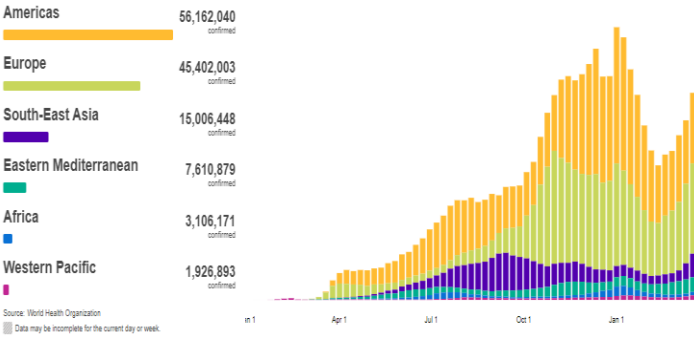
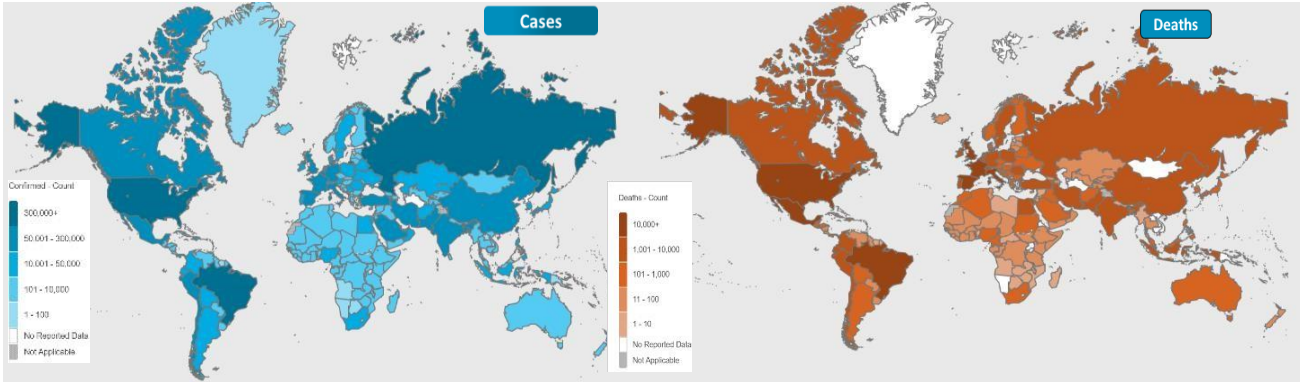




NATIONAL COMMAND AND OPERATIONS CENTRE SITUATION REPORT PART – I

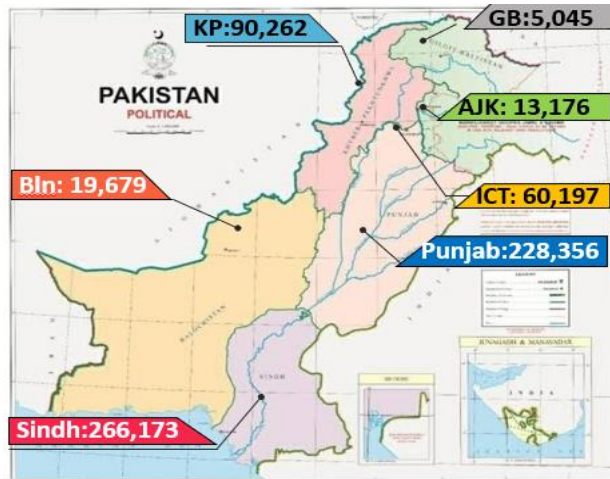
Issued: 2:00 PM
3 Apr 2021

Global Update



	Ranking	Countries	Cases	Cases Last 24 Hrs	Deaths	Deaths Last 24 Hrs	Ranking Change
Global	1	USA	31,314,625	69,986	567,610	1,001	↔
	2	Brazil	12,912,379	69,662	328,366	2,807	↔
	4	France	4,741,759	46,677	96,280	304	↔
	5	Russia	4,563,056	8,792	99,633	400	↔
	6	UK	4,353,668	3,402	126,816	52	↔
	9	Spain	3,291,394		75,541		↔
Regional	3	India	12,391,129	89,019	164,141	713	↔
	15	Iran	1,908,974	11,660	62,876	117	↔
	31	Pakistan	682,888	4,723	14,697	84	↔
	33	Bangladesh	624,594	6,830	9,155	50	↑
	103	Afghanistan	56,595	23	2,496	1	↔

Pakistan COVID Update



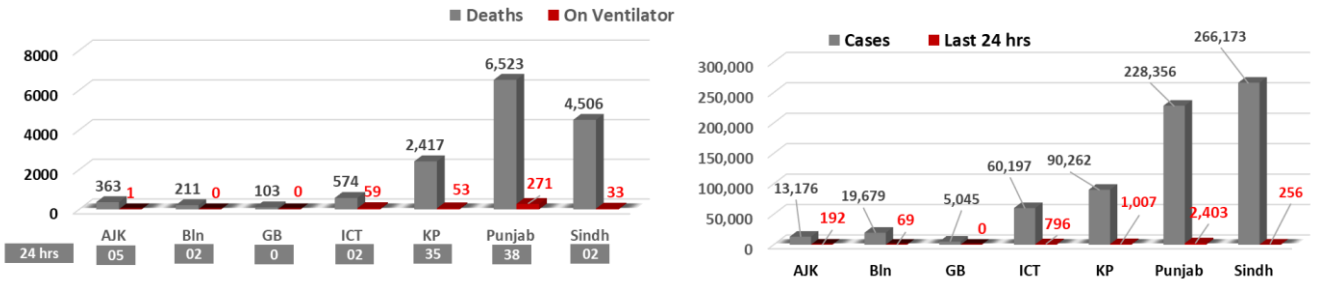
Province-Wise COVID Cases

Provinces	Lab Tests		Lab Confirmed Cases		
	Total Tests Conducted In Last 24 Hours	Total Tests Conducted till date	Previous	Last 24 hours	Cumulative
AJK	875	149,784	12,984	192	13,176
Balochistan	1,156	208,907	19,610	69	19,679
Gilgit Baltistan	346	98,615	5,045	00	5,045
ICT	7,491	1,317,676	59,401	796	60,197
KP	8,239	1,372,319	89,255	1,007	90,262
Punjab	23,029	3,884,201	225,953	2,403	228,356
Sindh	9,050	3,316,228	265,917	256	266,173
Total	50,186	10,347,730	678,165	4,723	682,888

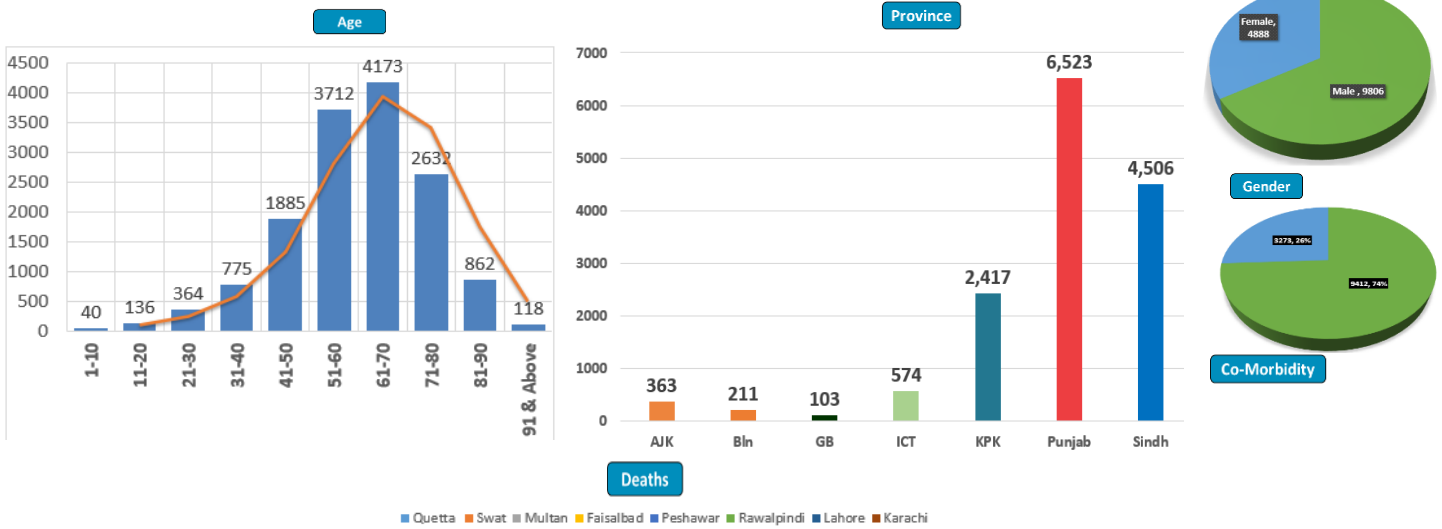
Cases Vs Recovery



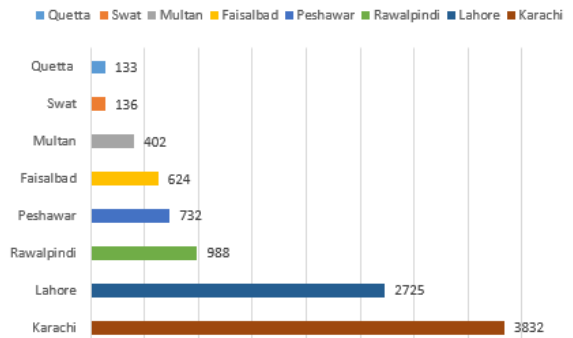
Clinical Status of COVID



Death Analysis

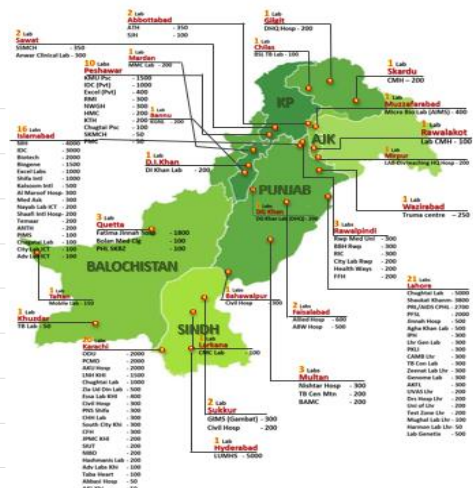
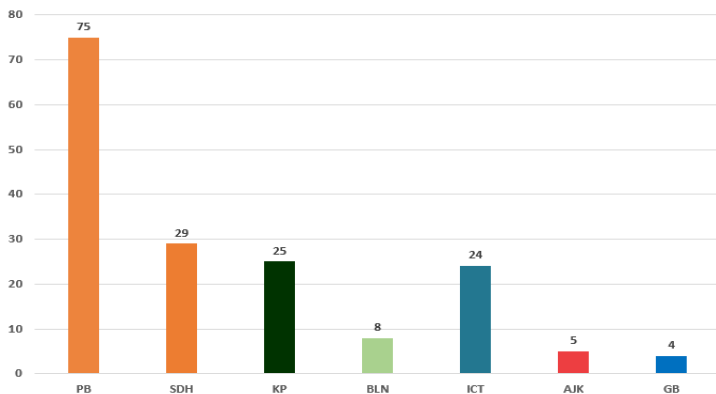


Deaths



Testing Facility

- Total Functioning Labs in Pakistan - 170
- Total Testing Capacity - 61,577
- Testing Conducted Last 24 hrs - 50,186



1. International

a. COVID Status

- (1) 130,802,905 COVID cases & 2,850,167 deaths have been reported across the globe.
- (2) India has reported 81,466 new Covid-19 infections, highest daily number in six months.

b. COVID Vaccine

- (1) Netherlands has halted use of AstraZeneca COVID vaccine for under 60s.
- (2) China's Sinovac Biotech has said that its third vaccine production plant for its COVID-19 vaccine has enhanced its capacity to 2 bn doses per year.

c. COVID Status

- (1) National positivity ratio was recorded at 9.41 %.
- (2) Pakistan has reported 2,486 COVID recoveries during last 24 hours

d. Vent Status

- (1) 421 patients are on ventilators.
- (2) **70% vents allocated for COVID patients in Multan have been occupied.**
(67% day before yesterday)
- (3) **Vent occupancy in Lahore has been reported at 67%.** (67% day before yesterday)
- (4) **60% vents allocated for COVID patients in Gujranwala have been occupied** (60% day before yesterday)
- (5) **50% vents allocated for COVID patients in ICT have been occupied.**
(64% day before yesterday)
- (6) **Vent occupancy in Peshawar has been reported at 44%.** (38% day before yesterday)

e. Oxygen Status

- (1) **100% beds allocated for COVID patients in Swat have been occupied**
(100% day before yesterday)
- (2) **87% beds allocated for COVID patients in Peshawar have been occupied** (84% day before yesterday)
- (3) **85% beds allocated for COVID patients in Gujranwala have been occupied** (85% day before yesterday)
- (4) **73% beds allocated for COVID patients in Gujrat have been occupied.**
(74% day before yesterday)

- (5) **51% beds allocated for COVID patients in ICT have been occupied**
(52% day before yesterday)
- (6) **49% beds allocated for COVID patients in Lahore have been occupied**
(47% day before yesterday)
- (7) **48% beds allocated for COVID patients in Multan have been occupied**
(41% day before yesterday)
- (8) **43% beds allocated for COVID patients in Rawalpindi have been occupied** (42% day before yesterday)

f. **HCW (Health Care Workers) Status**

- (1) **41** new cases have been reported in HCWs, increasing the total to **15,182** while **14,548** have recovered (489 active cases)
- (2) Most cases in HCWs have been reported by Sindh **5,525**
- (3) 145 deaths have been reported amongst HCWs. (92 doctors, 1 Medical Student, 3 nurses, 49 paramedic staff)

g. **COVID Mortality (83 x Deaths)**

- (1) 76 (92%) deaths have occurred in hospitals.
- (2) **58 deaths have been reported by Punjab.**
- (3) **27 deaths have been reported in District Lahore. Most by any district**
- (4) National CFR was reported at 1.58 %.
- (5) 75% deceased suffered from co-morbidities