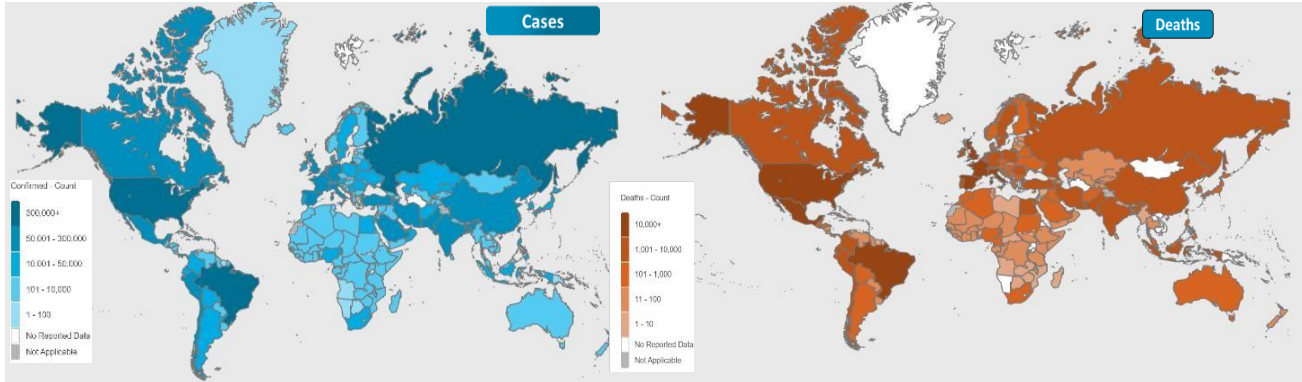




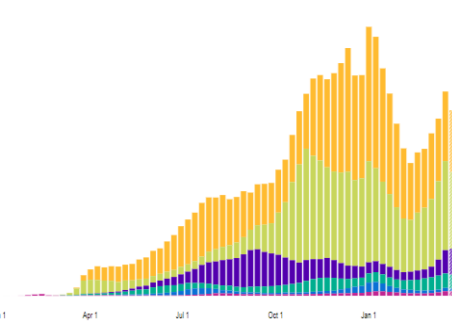
NATIONAL COMMAND AND OPERATIONS CENTRE SITUATION REPORT PART – I

Issued: 2:00 PM
4 Apr 2021

Global Update

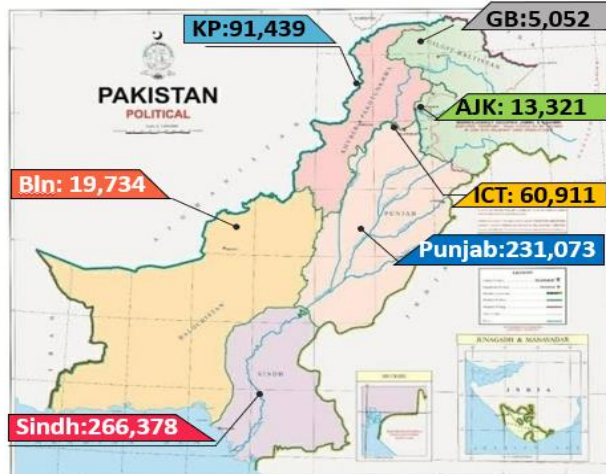


Americas	56,403,124 confirmed
Europe	45,677,590 confirmed
South-East Asia	15,108,425 confirmed
Eastern Mediterranean	7,654,232 confirmed
Africa	3,113,450 confirmed
Western Pacific	1,944,836 confirmed



	Ranking	Countries	Cases	Cases Last 24 Hrs	Deaths	Deaths Last 24 Hrs	Ranking Change
Global	1	USA	31,383,126	66,154	568,513	807	↔
	2	Brazil	12,953,597	41,218	330,297	1,931	↔
	4	France	4,741,759	96,493	213	213	↔
	5	Russia	4,572,077	9,021	100,017	384	↔
	6	UK	4,357,091	3,423	126,826	10	↔
	9	Spain	3,300,965	9,571	75,698	157	↔
Regional	3	India	12,484,127	92,998	164,655	514	↔
	15	Iran	1,920,394	11,420	62,999	123	↔
	31	Pakistan	687,908	5,020	14,778	81	↔
	33	Bangladesh	630,277	5,683	9,213	58	↔
	103	Afghanistan	56,676	81	2,497	1	↔

Pakistan COVID Update



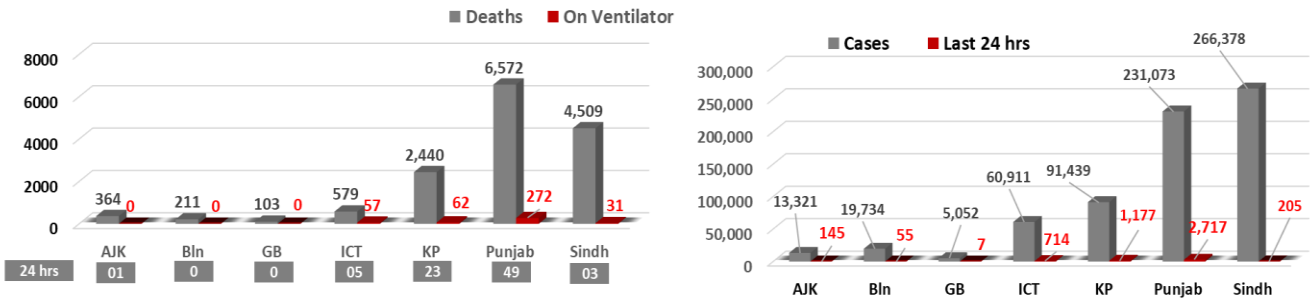
Province-Wise COVID Cases

Provinces	Lab Tests		Lab Confirmed Cases		
	Total Tests Conducted In Last 24 Hours	Total Tests Conducted till date	Previous	Last 24 hours	Cumulative
AJK	838	150,622	13,176	145	13,321
Balochistan	938	209,845	19,679	55	19,734
Gilgit Baltistan	389	99,004	5,045	07	5,052
ICT	7,498	1,325,174	60,197	714	60,911
KP	8,681	1,381,000	90,262	1,177	91,439
Punjab	27,914	3,912,115	228,356	2,717	231,073
Sindh	9,347	3,325,575	266,173	205	266,378
Total	55,605	10,403,335	682,888	5,020	687,908

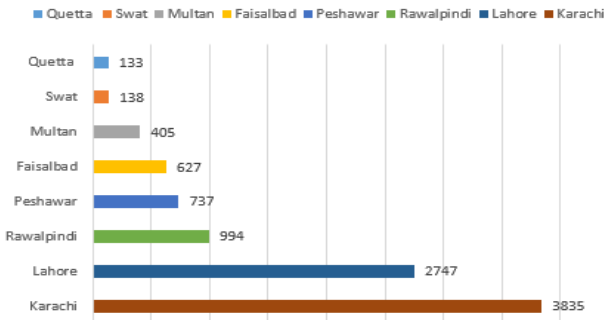
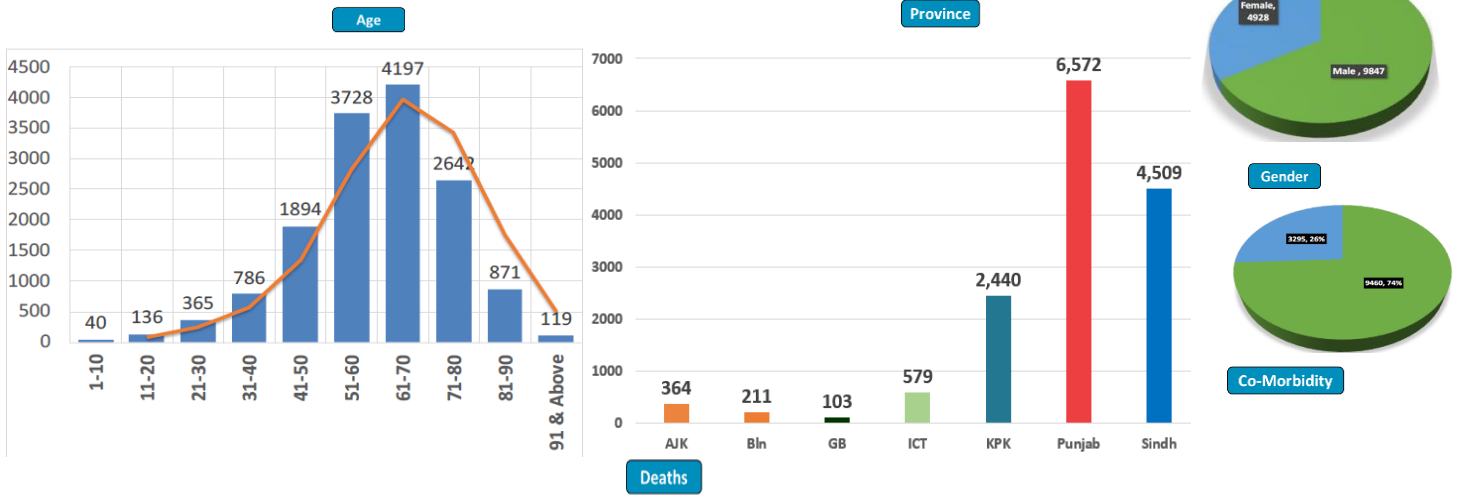
Cases Vs Recovery



Clinical Status of COVID

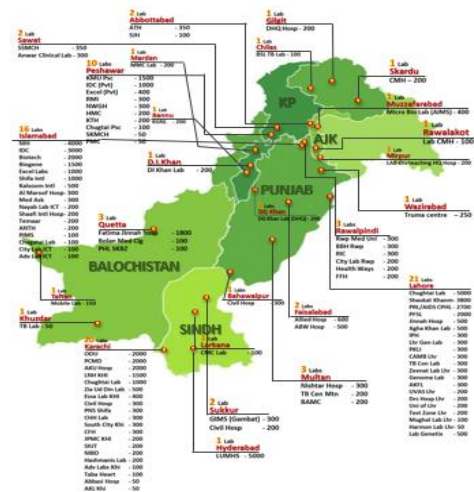
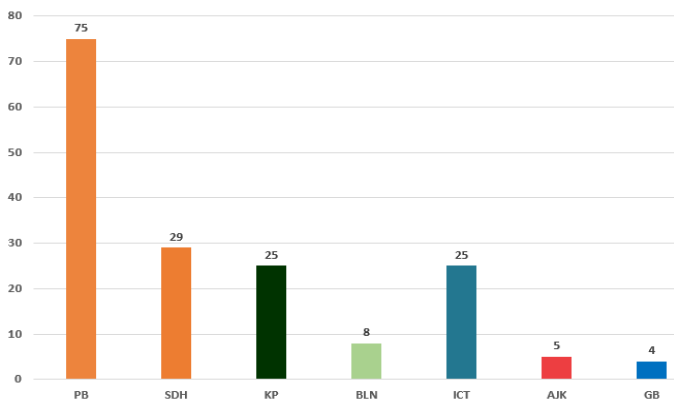


Death Analysis



Testing Facility

- Total Functioning Labs in Pakistan - 171
- Total Testing Capacity - 65,117
- Testing Conducted Last 24 hrs - 55,605



1. International

a. COVID Status

- (1) 131,350,827 COVID cases & 2,859,029 deaths have been reported across the globe.

b. COVID Vaccine

- (1) US has administered more than 4 Mn doses of COVID vaccine over the past day.
- (2) Australian health officials have said that they will continue AstraZeneca vaccination despite blood clotting case.
- (3) UK medical regulator has reported 7 deaths out of 30 people who suffered rare blood clots after receiving the Oxford-AstraZeneca vaccine.
- (4) Ukraine has approved China's Sinovac vaccine to fight COVID.

c. COVID Status

- (1) National positivity ratio was recorded at 8.86 %.
- (2) Pakistan has reported 3,367 COVID recoveries during last 24 hours

d. Vent Status

- (1) 417 patients are on ventilators.
- (2) **70% vents allocated for COVID patients in Multan have been occupied.** (70% day before yesterday)
- (3) **Vent occupancy in Lahore has been reported at 65%.** (67% day before yesterday)
- (4) **60% vents allocated for COVID patients in Gujranwala have been occupied** (60% day before yesterday)
- (5) **56% vents allocated for COVID patients in ICT have been occupied.** (50% day before yesterday)
- (6) **Vent occupancy in Peshawar has been reported at 41%.** (44% day before yesterday)

e. Oxygen Status

- (1) **85% beds allocated for COVID patients in Gujranwala have been occupied** (85% day before yesterday)
- (2) **77% beds allocated for COVID patients in Gujrat have been occupied.** (73% day before yesterday)
- (3) **74% beds allocated for COVID patients in Peshawar have been occupied** (87% day before yesterday)

- (4) **71% beds allocated for COVID patients in Swat have been occupied**
(100% day before yesterday)
- (5) **54% beds allocated for COVID patients in ICT have been occupied**
(51% day before yesterday)
- (6) **50% beds allocated for COVID patients in Lahore have been occupied**
(49% day before yesterday)
- (7) **48% beds allocated for COVID patients in Multan have been occupied**
(48% day before yesterday)
- (8) **44% beds allocated for COVID patients in Rawalpindi have been occupied** (43% day before yesterday)

f. **HCW (Health Care Workers) Status**

- (1) **14** new cases have been reported in HCWs, increasing the total to **15,196** while **14,552** have recovered (499 active cases)
- (2) Most cases in HCWs have been reported by Sindh **5,527**
- (3) 145 deaths have been reported amongst HCWs. (92 doctors, 1 Medical Student, 3 nurses, 49 paramedic staff)

g. **COVID Mortality (84 x Deaths)**

- (1) 80 (95%) deaths have occurred in hospitals.
- (2) **38 deaths have been reported by Punjab.**
- (3) **16 deaths have been reported in District Lahore. Most by any district**
- (4) National CFR was reported at 1.77 %.
- (5) 66% deceased suffered from co-morbidities