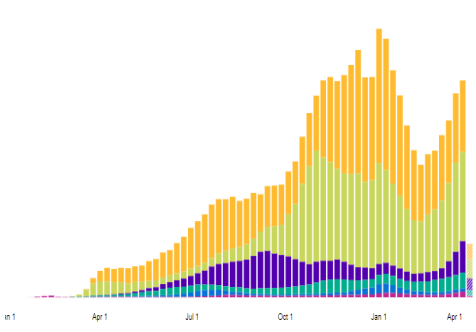
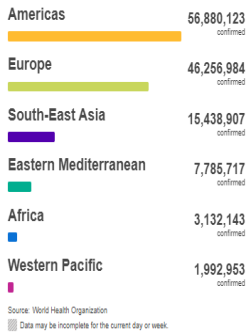
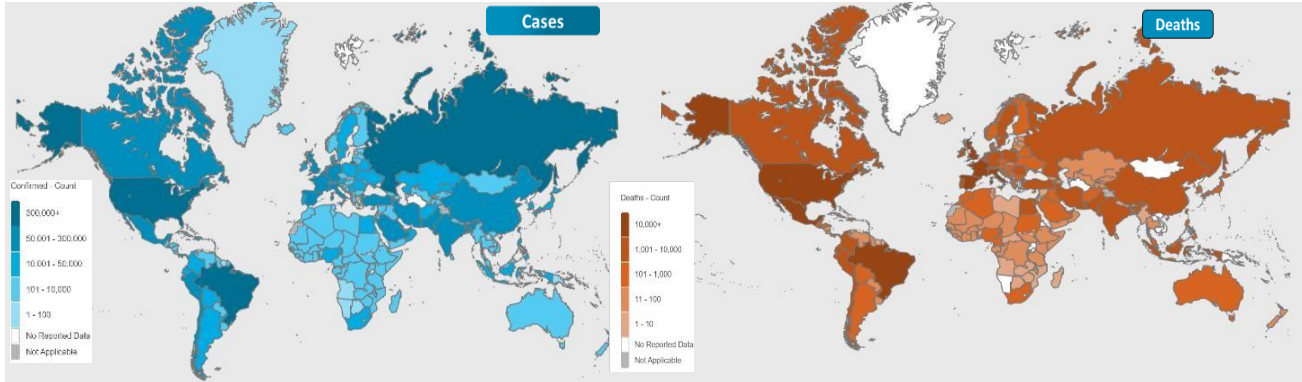




# NATIONAL COMMAND AND OPERATIONS CENTRE SITUATION REPORT PART – I

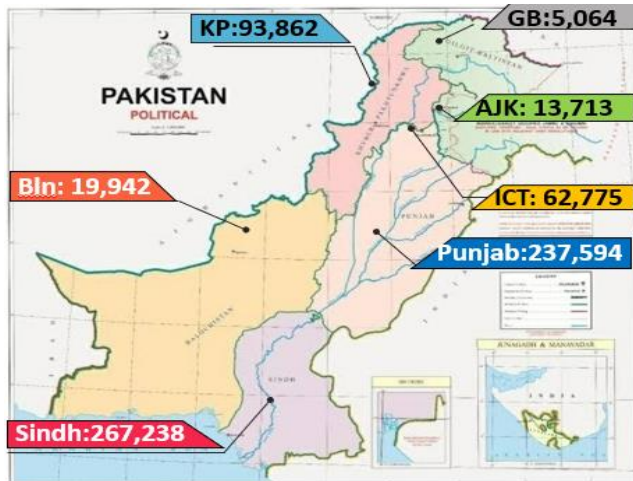
Issued: 2:00 PM  
7 Apr 2021

## Global Update



|        | Ranking  | Countries   | Cases       | Cases Last 24 Hrs | Deaths    | Deaths Last 24 Hrs | Ranking Change |  |
|--------|----------|-------------|-------------|-------------------|-----------|--------------------|----------------|--|
| Global |          | World       | 133,015,438 | 580,640           | 2,885,434 | 11,934             |                |  |
|        | 1        | USA         | 31,560,438  | 62,283            | 570,260   | 906                |                |  |
|        | 2        | Brazil      | 13,106,058  | 82,869            | 337,364   | 4,211              |                |  |
|        | 4        | France      | 4,841,308   | 8,045             | 97,273    | 398                |                |  |
|        | 5        | Russia      | 4,597,868   | 8,328             | 101,106   | 389                |                |  |
|        | 6        | UK          | 4,364,529   | 2,379             | 126,882   | 20                 |                |  |
|        | 9        | Spain       | 3,317,948   | 6,623             | 75,911    | 128                |                |  |
|        | Regional | 3           | India       | 12,799,746        | 115,269   | 166,208            | 631            |  |
|        |          | 15          | Iran        | 1,963,394         | 17,430    | 63,506             | 174            |  |
| 31     |          | Pakistan    | 700,188     | 4,004             | 15,026    | 102                |                |  |
| 33     |          | Bangladesh  | 651,652     | 7,213             | 9,384     | 66                 |                |  |
| 103    |          | Afghanistan | 56,873      | 94                | 2,512     |                    |                |  |

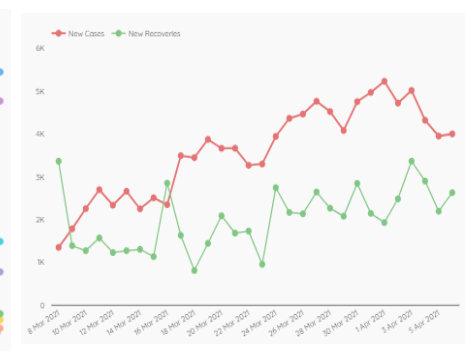
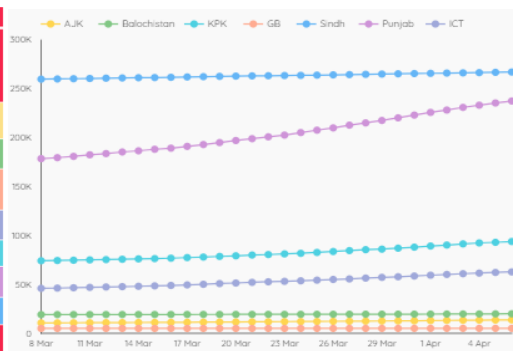
## Pakistan COVID Update



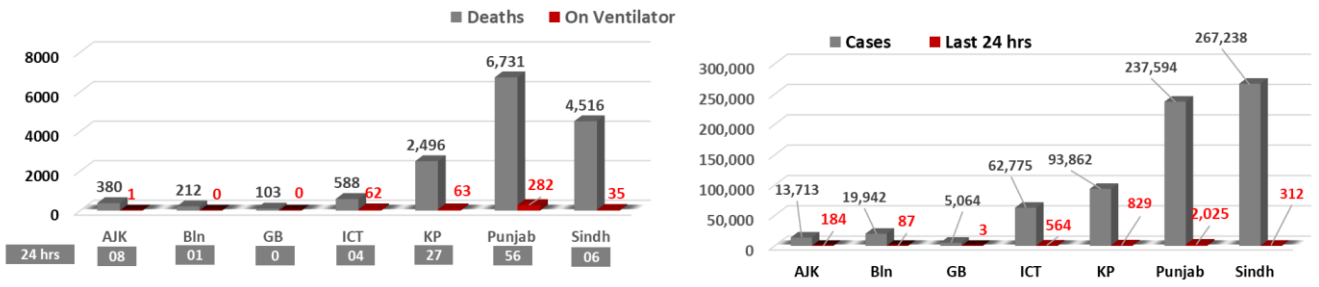
## Province-Wise COVID Cases

| Provinces        | Lab Tests                              |                                 | Lab Confirmed Cases |               |                |
|------------------|--|---------------------------------|---------------------|---------------|----------------|
|                  | Total Tests Conducted In Last 24 Hours | Total Tests Conducted till date | Previous            | Last 24 hours | Cumulative     |
| AJK              | 1,178                                  | 153,609                         | 13,529              | 184           | 13,713         |
| Balochistan      | 1,301                                  | 213,179                         | 19,855              | 87            | 19,942         |
| Gilgit Baltistan | 411                                    | 100,166                         | 5,061               | 03            | 5,064          |
| ICT              | 6,722                                  | 1,345,050                       | 62,211              | 564           | 62,775         |
| KP               | 8,019                                  | 1,404,904                       | 93,033              | 829           | 93,862         |
| Punjab           | 17,290                                 | 3,966,703                       | 235,569             | 2,025         | 237,594        |
| Sindh            | 6,778                                  | 3,351,450                       | 266,926             | 312           | 267,238        |
| <b>Total</b>     | <b>41,699</b>                          | <b>10,535,061</b>               | <b>696,184</b>      | <b>4,004</b>  | <b>700,188</b> |

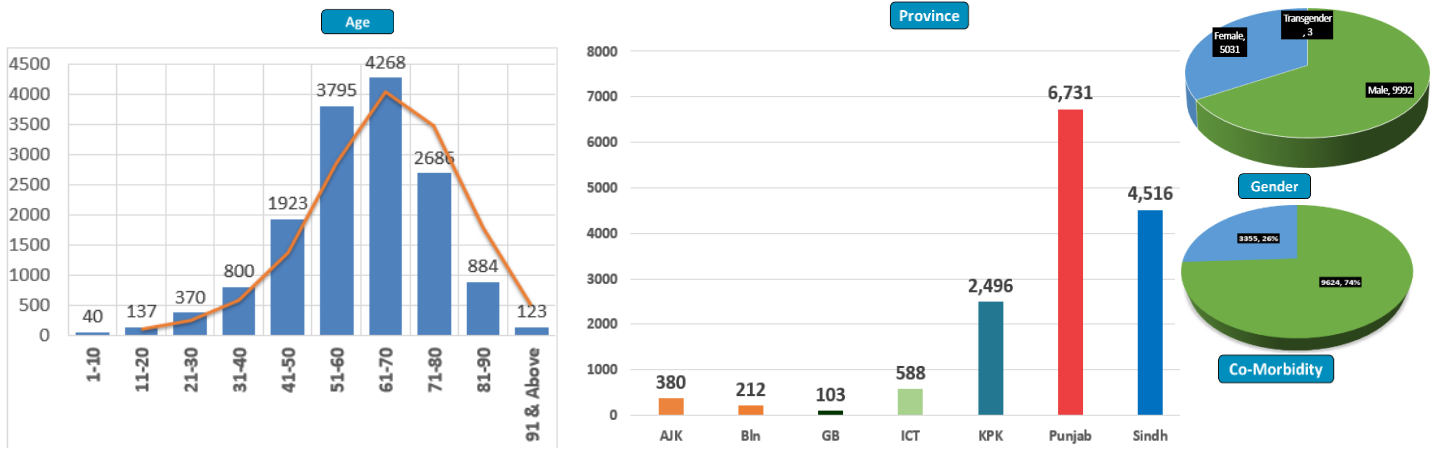
## Cases Vs Recovery



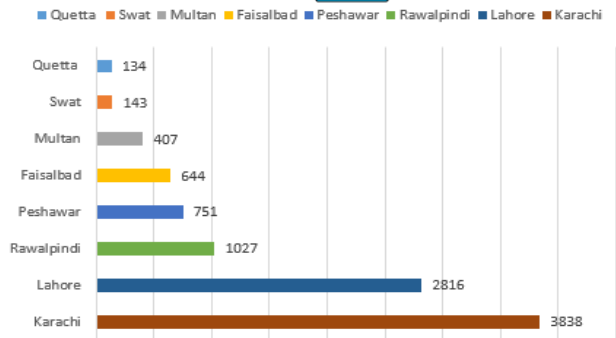
### Clinical Status of COVID



### Death Analysis

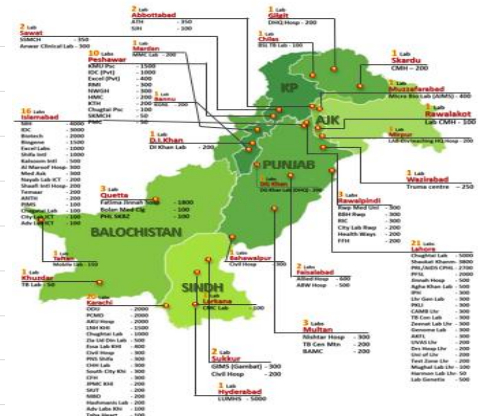
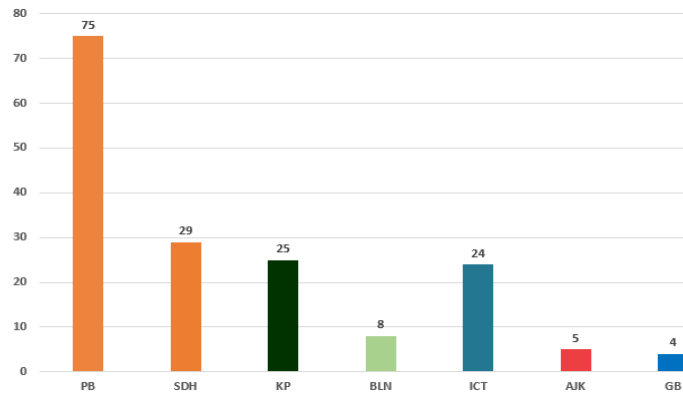


### Deaths



### Testing Facility

- Total Functioning Labs in Pakistan - 170
- Total Testing Capacity - 61,577
- Testing Conducted Last 24 hrs - 41,699



## 1. International

### a. COVID Status

(1) 133,011,434 COVID cases & 2,885,302 deaths have been reported across the globe.

### b. COVID Vaccine

(1) WHO has said that for time being there is reason to change assessment that the benefits of AstraZeneca vaccine against COVID-19 outweigh any risks.

(2) Ukraine has signed a contract with Pfizer for the supply of 10 million doses of its coronavirus vaccine.

## 2. National

### a. COVID Status

(1) National positivity ratio was recorded at 9.60 %.

(2) Pakistan has reported 2,631 COVID recoveries during last 24 hours

### b. Vent Status

(1) 432 patients are on ventilators.

(2) **70% vents allocated for COVID patients in Multan have been occupied.**  
(70% day before yesterday)

(3) **Vent occupancy in Lahore has been reported at 67%.** (67% day before yesterday)

(4) **60% vents allocated for COVID patients in Gujranwala have been occupied** (60% day before yesterday)

(5) **57% vents allocated for COVID patients in ICT have been occupied.**  
(57% day before yesterday)

(6) **Vent occupancy in Peshawar has been reported at 45%.** (44% day before yesterday)

### c. Oxygen Status

(1) **85% beds allocated for COVID patients in Gujranwala have been occupied** (85% day before yesterday)

(2) **78% beds allocated for COVID patients in Gujrat have been occupied.**  
(78% day before yesterday)

(3) **77% beds allocated for COVID patients in Peshawar have been occupied** (75% day before yesterday)

(4) **64% beds allocated for COVID patients in Swat have been occupied**  
(64% day before yesterday)

- (5) **54% beds allocated for COVID patients in ICT have been occupied**  
(52% day before yesterday)
- (6) **50% beds allocated for COVID patients in Lahore have been occupied**  
(49% day before yesterday)
- (7) **47% beds allocated for COVID patients in Multan have been occupied**  
(48% day before yesterday)
- (8) **44% beds allocated for COVID patients in Rawalpindi have been occupied** (44% day before yesterday)

d. **HCW (Health Care Workers) Status**

- (1) **42** new cases have been reported in HCWs, increasing the total to **15,282** while **14,605** have recovered (532 active cases)
- (2) Most cases in HCWs have been reported by Sindh **5,533**
- (3) 145 deaths have been reported amongst HCWs. (92 doctors, 1 Medical Student, 3 nurses, 49 paramedic staff)

e. **COVID Mortality (103 x Deaths)**

- (1) 93 (90%) deaths have occurred in hospitals.
- (2) **88 deaths have been reported by Punjab.**
- (3) **42 deaths have been reported in District Lahore. Most by any district**
- (4) National CFR was reported at 2.60 %.
- (5) 78 % deceased suffered from co-morbidities