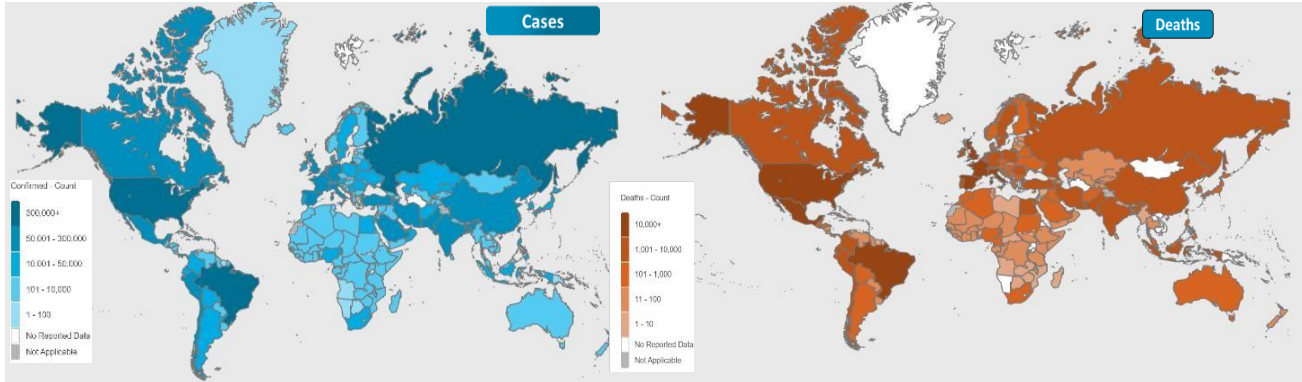




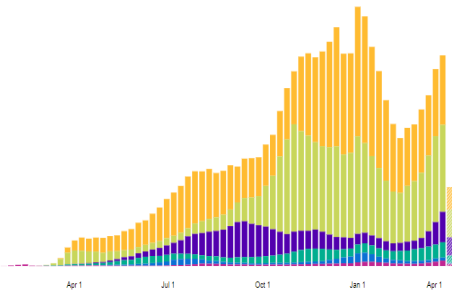
# NATIONAL COMMAND AND OPERATIONS CENTRE SITUATION REPORT PART – I

Issued: 2:00 PM  
8 Apr 2021

## Global Update

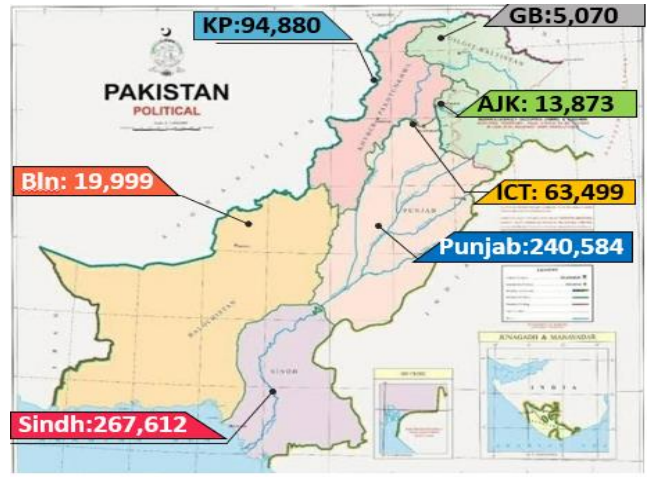


Americas	57,035,136 confirmed
Europe	46,460,190 confirmed
South-East Asia	15,567,369 confirmed
Eastern Mediterranean	7,837,399 confirmed
Africa	3,137,631 confirmed
Western Pacific	2,007,736 confirmed



	Ranking	Countries	Cases	Cases Last 24 Hrs	Deaths	Deaths Last 24 Hrs	Ranking Change
Global		World	133,675,676	652,085	2,900,325	12,971	
	1	USA	31,637,243	75,183	572,849	873	↔
	2	Brazil	13,197,031	90,973	341,097	3,733	↔
	4	France	4,841,308	97,722	97,722	433	↔
	5	Russia	4,606,162	8,294	101,480	374	↔
	6	UK	4,367,291	2,763	126,927	45	↔
Regional	9	Spain	3,326,736	8,788	76,037	126	↔
	3	India	12,926,061	126,315	166,892	684	↔
	15	Iran	1,984,348	20,954	63,699	193	↔
	31	Pakistan	705,517	5,329	15,124	98	↔
	33	Bangladesh	659,278	7,626	9,447	63	↔
103	Afghanistan	56,943	70	2,516	4	↔	

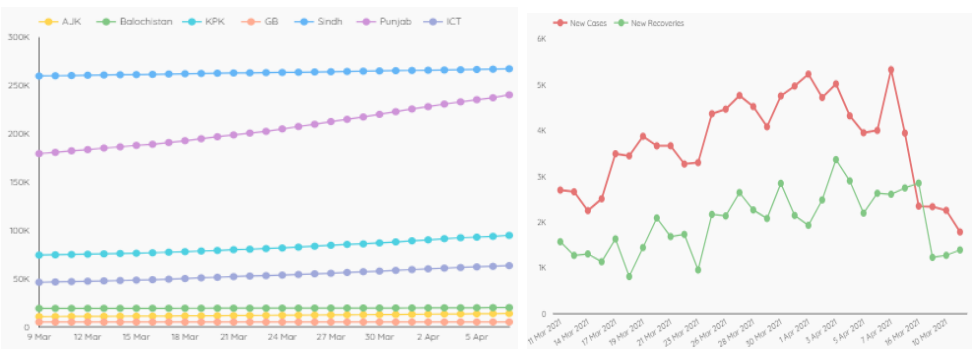
## Pakistan COVID Update



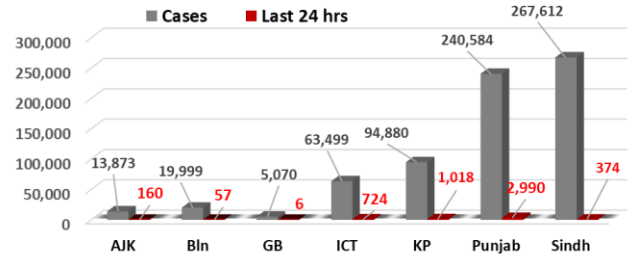
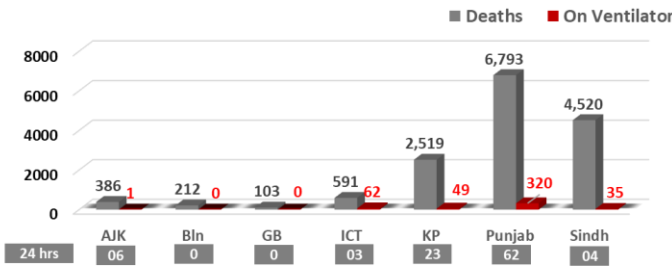
## Province-Wise COVID Cases

Provinces	Lab Tests		Lab Confirmed Cases		
	Total Tests Conducted in Last 24 Hours	Total Tests Conducted till date	Previous	Last 24 hours	Cumulative
AJK	1,065	154,674	13,713	160	13,873
Balochistan	816	213,995	19,942	57	19,999
Gilgit Baltistan	474	100,640	5,064	06	5,070
ICT	8,483	1,353,483	62,775	724	63,499
KP	8,292	1,413,196	93,862	1,018	94,880
Punjab	21,325	3,988,028	237,594	2,990	240,584
Sindh	9,411	3,360,861	267,238	374	267,612
Total	49,816	10,584,877	700,188	5,329	705,517

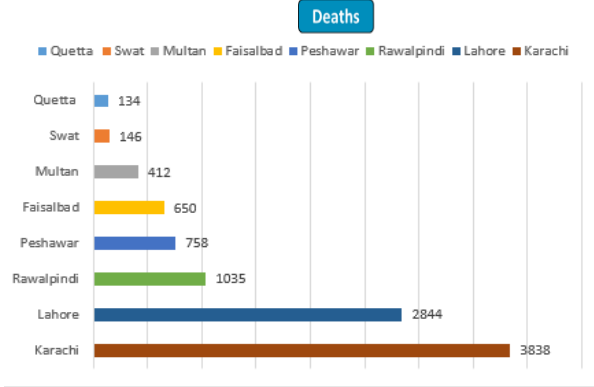
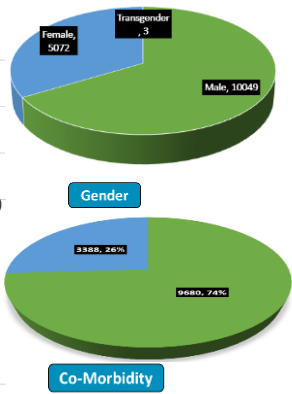
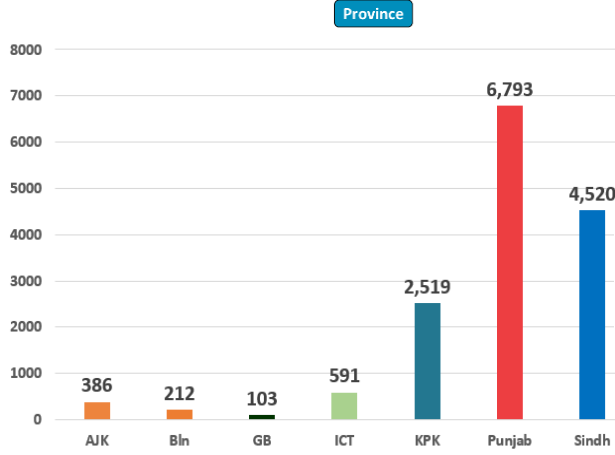
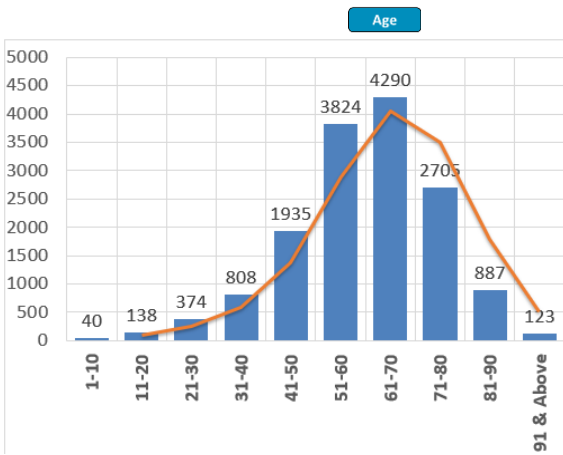
## Cases Vs Recovery



### Clinical Status of COVID

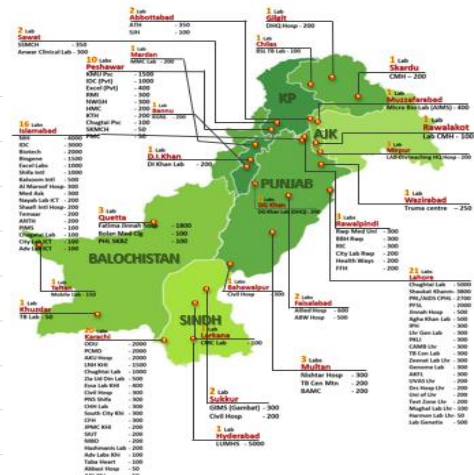
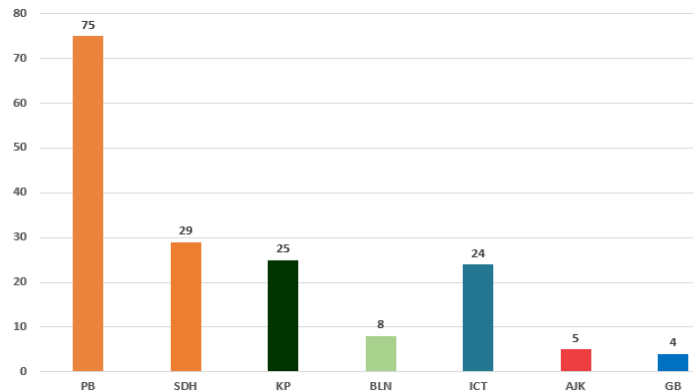


### Death Analysis



### Testing Facility

- Total Functioning Labs in Pakistan - 170
- Total Testing Capacity - 61,577
- Testing Conducted Last 24 hrs - 49,816



## 1. International

### a. COVID Status

(1) 133,675,469 COVID cases & 2,900,323 deaths have been reported across the globe.

### b. COVID Vaccine

(1) EU drug regulator have found a possible link between AstraZeneca's COVID-19 vaccine and rare blood clotting issues in adults who had received the shot.

(2) Several European countries are considering mixing up COVID-19 vaccines for citizens who received a first dose of AstraZeneca's shot.

(3) Mexico's health regulator Cofepris has authorised the emergency use of India's Covid-19 vaccine COVAXIN.

## 2. National

### a. COVID Status

(1) National positivity ratio was recorded at 10.69 %.

(2) Pakistan has reported 2,610 COVID recoveries during last 24 hours

### b. Vent Status

(1) 432 patients are on ventilators.

(2) **70% vents allocated for COVID patients in Multan have been occupied.** (70% day before yesterday)

(3) **Vent occupancy in Lahore has been reported at 69%.** (67% day before yesterday)

(4) **60% vents allocated for COVID patients in Gujranwala have been occupied** (60% day before yesterday)

(5) **58% vents allocated for COVID patients in ICT have been occupied.** (57% day before yesterday)

(6) **Vent occupancy in Peshawar has been reported at 40%.** (45% day before yesterday)

### c. Oxygen Status

(1) **85% beds allocated for COVID patients in Gujranwala have been occupied** (85% day before yesterday)

(2) **82% beds allocated for COVID patients in Peshawar have been occupied** (77% day before yesterday)

(3) **75% beds allocated for COVID patients in Gujrat have been occupied.** (78% day before yesterday)

- (4) **59% beds allocated for COVID patients in Swat have been occupied**  
(64% day before yesterday)
- (5) **53% beds allocated for COVID patients in ICT have been occupied**  
(54% day before yesterday)
- (6) **52% beds allocated for COVID patients in Lahore have been occupied**  
(50% day before yesterday)
- (7) **47% beds allocated for COVID patients in Multan have been occupied**  
(47% day before yesterday)
- (8) **43% beds allocated for COVID patients in Rawalpindi have been occupied** (44% day before yesterday)

d. **HCW (Health Care Workers) Status**

- (1) **22** new cases have been reported in HCWs, increasing the total to **15,304** while **14,636** have recovered (523 active cases)
- (2) Most cases in HCWs have been reported by Sindh **5,542**
- (3) 145 deaths have been reported amongst HCWs. (92 doctors, 1 Medical Student, 3 nurses, 49 paramedic staff)

e. **COVID Mortality (102 x Deaths)**

- (1) **95** (93%) deaths have occurred in hospitals.
- (2) **56 deaths have been reported by Punjab.**
- (3) **22 deaths have been reported in District Lahore. Most by any district**
- (4) National CFR was reported at 2.54 %.
- (5) 68 % deceased suffered from co-morbidities