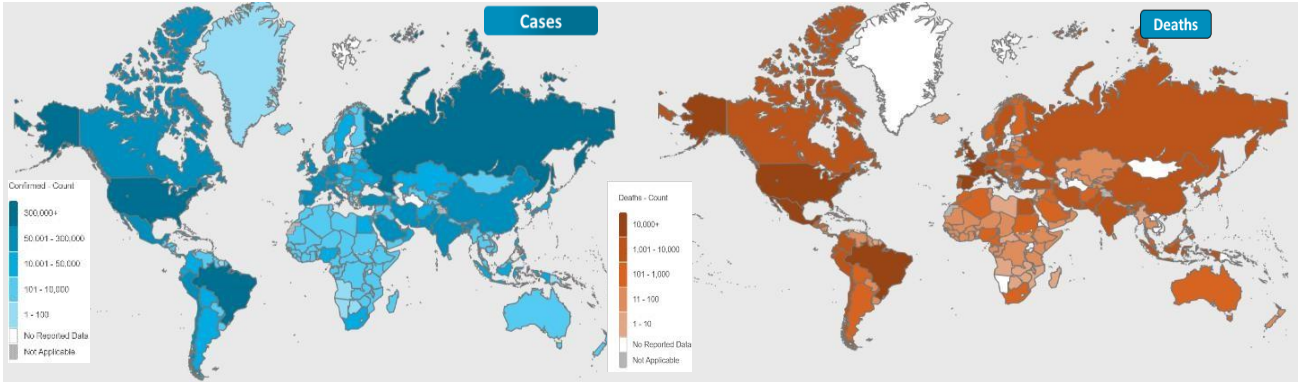




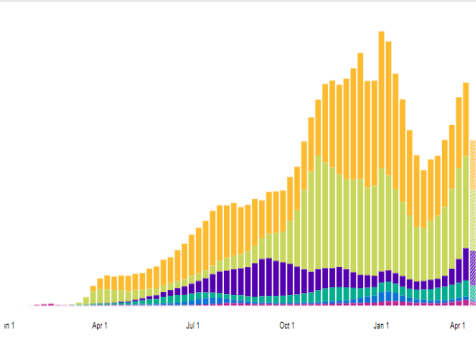
NATIONAL COMMAND AND OPERATIONS CENTRE SITUATION REPORT PART – I

Issued: 2:00 PM
10 Apr 2021

Global Update

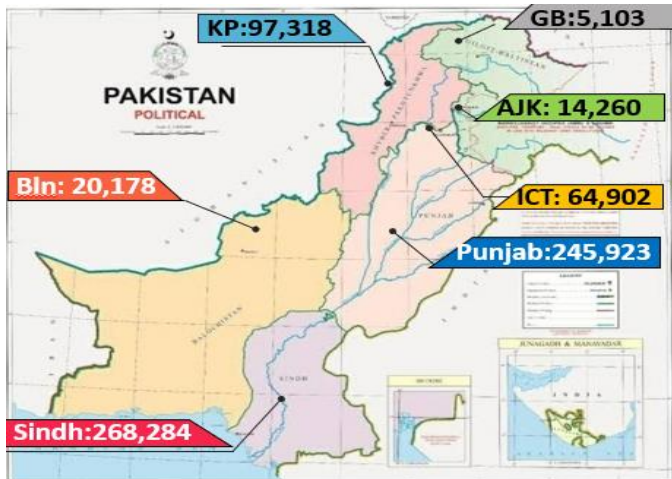


Americas	57,510,180 confirmed
Europe	47,041,257 confirmed
South-East Asia	15,853,498 confirmed
Eastern Mediterranean	7,953,666 confirmed
Africa	3,155,910 confirmed
Western Pacific	2,037,619 confirmed



	Ranking	Countries	Cases	Cases Last 24 Hrs	Deaths	Deaths Last 24 Hrs	Ranking Change
Global		World	135,289,869	785,896	2,927,684	13,268	
	1	USA	31,802,772	85,368	574,840	929	
	2	Brazil	13,375,414	89,090	348,934	3,647	
	4	France	4,980,501	41,243	98,395	301	
	5	Russia	4,623,984	9,150	102,247	402	
	6	UK	4,365,461	3,150	127,040	60	
Regional	9	Spain	3,347,512	10,875	76,328	149	
	3	India	13,202,783	144,829	168,467	773	
	15	Iran	2,029,412	22,478	64,039	155	
	31	Pakistan	715,968	5,139	15,329	100	
	33	Bangladesh	673,594	7,462	9,584	63	
103	Afghanistan	57,144	125	2,521			

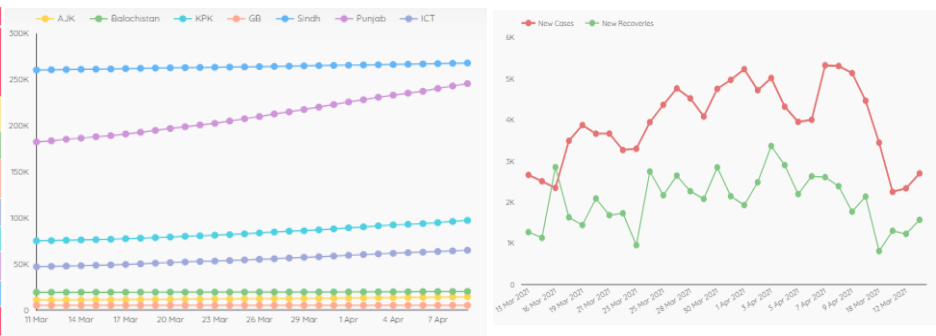
Pakistan COVID Update



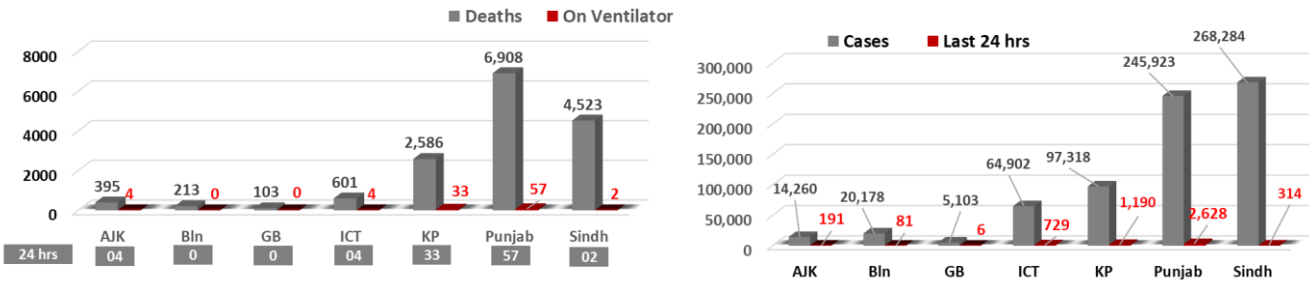
Province-Wise COVID Cases

Provinces	Lab Tests		Lab Confirmed Cases		
	Total Tests Conducted In Last 24 Hours	Total Tests Conducted till date	Previous	Last 24 hours	Cumulative
AJK	1,180	157,014	14,069	191	14,260
Balochistan	1,035	216,287	20,097	81	20,178
Gilgit Baltistan	486	101,593	5,097	06	5,103
ICT	7,888	1,370,082	64,173	729	64,902
KP	8,848	1,430,134	96,128	1,190	97,318
Punjab	21,184	4,035,083	248,295	2,628	245,923
Sindh	8,448	3,378,701	267,970	314	268,284
Total	49,069	10,688,894	710,829	5,139	715,968

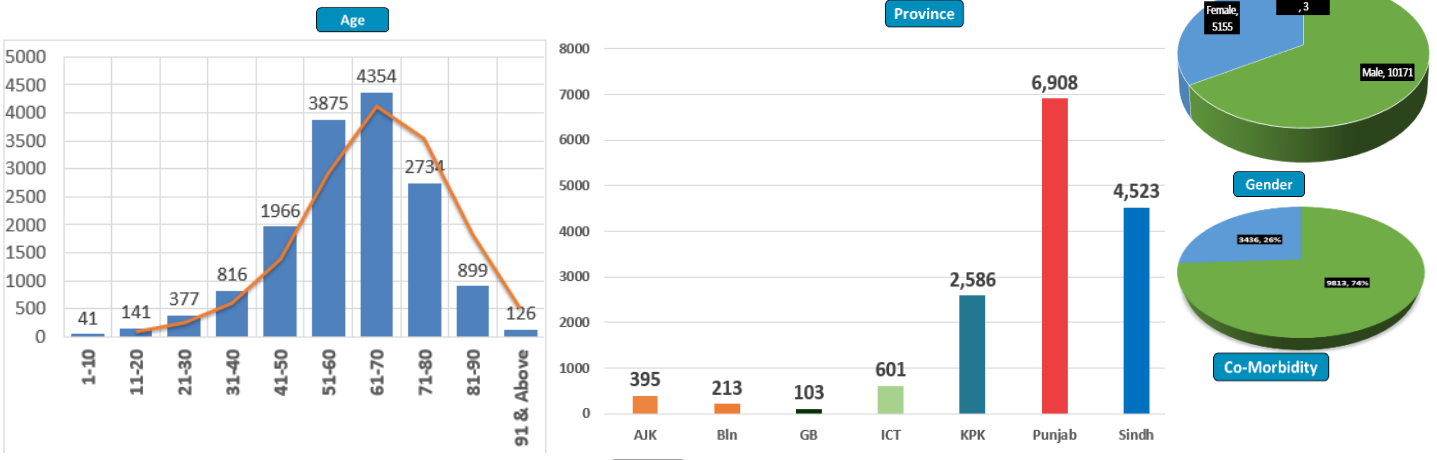
Cases Vs Recovery



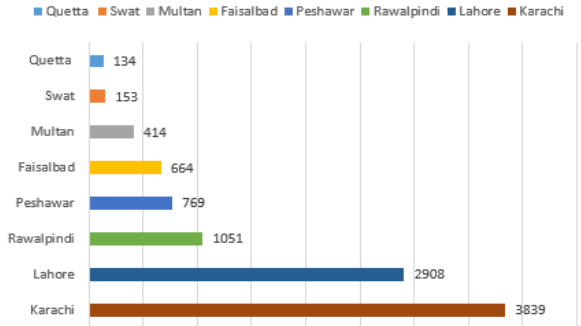
Clinical Status of COVID



Death Analysis

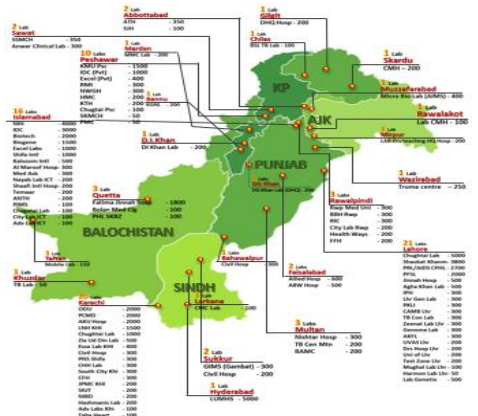
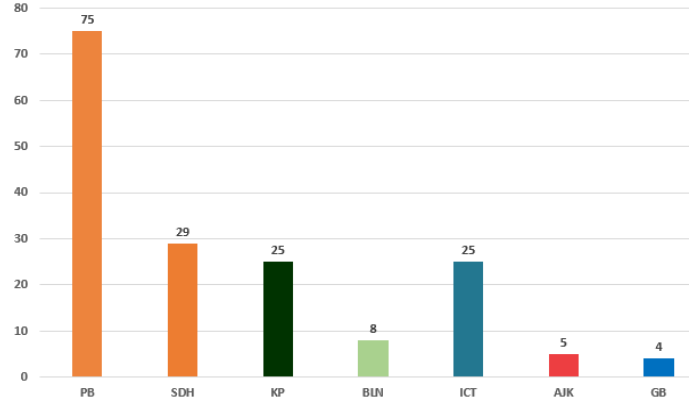


Deaths



Testing Facility

- Total Functioning Labs in Pakistan - 171
- Total Testing Capacity - 61,577
- Testing Conducted Last 24 hrs - 49,069



1. International

a. COVID Status

(1) 135,289,869 COVID cases & 2,927,684 deaths have been reported across the globe.

b. COVID Vaccine

(1) EU drugs regulator EMA has said it is reviewing reports of a bleeding condition in people after receiving AstraZeneca's COVID-19 vaccine and looking into J&J shot over reports of blood clots.

(2) Greece has decided to limit use of AstraZeneca COVID-19 vaccine to people above age 30.

2. National

a. COVID Status

(1) National positivity ratio was recorded at 10.47 %.

(2) Pakistan has reported 1,772 COVID recoveries during last 24 hours

b. Vent Status

(1) 509 patients are on ventilators.

(2) **88% vents allocated for COVID patients in Gujranwala have been occupied** (84% day before yesterday)

(3) **81% vents allocated for COVID patients in Multan have been occupied.** (81% day before yesterday)

(4) **Vent occupancy in Lahore has been reported at 79%.** (75% day before yesterday)

(5) **Vent occupancy in Bahawalpur has been reported at 68%.**

(6) **58% vents allocated for COVID patients in ICT have been occupied.** (58% day before yesterday)

c. Oxygen Status

(1) **85% beds allocated for COVID patients in Gujranwala have been occupied** (85% day before yesterday)

(2) **84% beds allocated for COVID patients in Peshawar have been occupied** (83% day before yesterday)

(3) **80% beds allocated for COVID patients in Gujrat have been occupied.** (73% day before yesterday)

(4) **64% beds allocated for COVID patients in Rawalpindi have been occupied** (48% day before yesterday)

- (5) **62% beds allocated for COVID patients in Swat have been occupied**
(63% day before yesterday)
- (6) **57% beds allocated for COVID patients in ICT have been occupied**
(55% day before yesterday)
- (7) **50% beds allocated for COVID patients in Multan have been occupied**
(50% day before yesterday)
- (8) **49% beds allocated for COVID patients in Lahore have been occupied**
(53% day before yesterday)

d. **HCW (Health Care Workers) Status**

- (1) **32** new cases have been reported in HCWs, increasing the total to **15,372** while **14,676** have recovered (547 active cases)
- (2) Most cases in HCWs have been reported by Sindh **5,549**
- (3) 149 deaths have been reported amongst HCWs.

e. **COVID Mortality (105 x Deaths)**

- (1) **98** (93%) deaths have occurred in hospitals.
- (2) **58 deaths have been reported by Punjab.**
- (3) **33 deaths have been reported in District Lahore. Most by any district**
- (4) National CFR was reported at 1.97 %.
- (5) 73 % deceased suffered from co-morbidities