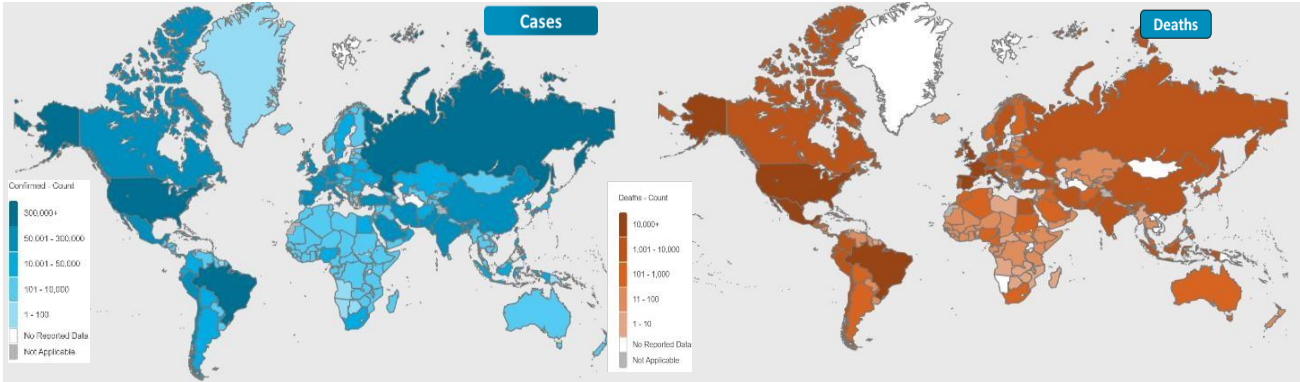




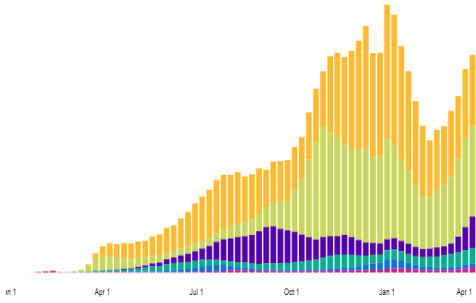
NATIONAL COMMAND AND OPERATIONS CENTRE SITUATION REPORT PART – I

**Issued: 2:00 PM
11 Apr 2021**

Global Update

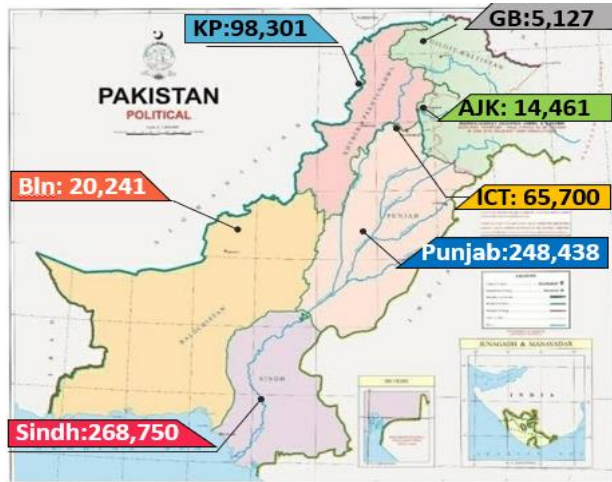


Americas	57,768,745 confirmed
Europe	47,304,460 confirmed
South-East Asia	16,013,122 confirmed
Eastern Mediterranean	8,009,110 confirmed
Africa	3,164,233 confirmed
Western Pacific	2,057,655 confirmed



	Ranking	Countries	Cases	Cases Last 24 Hrs	Deaths	Deaths Last 24 Hrs	Ranking Change
Global		World	135,994,349	703,781	2,939,037	11,274	
	1	USA	31,869,980	66,764	575,593	740	↔
	2	Brazil	13,445,006	69,592	351,469	2,535	↔
	4	France	5,023,785	43,284	98,602	207	↔
	5	Russia	4,632,688	8,704	102,649	402	↔
	6	UK	4,368,045	2,589	127,080	40	↔
Regional	9	Spain	3,347,512		76,328		↔
	3	India	13,355,465	152,682	169,305	838	↔
	15	Iran	2,049,078	19,666	64,232	193	↔
	31	Pakistan	721,018	5,050	15,443	114	↔
	33	Bangladesh	678,937	5,343	9,661	77	↔
103	Afghanistan	57,160	16	2,521		↔	

Pakistan COVID Update



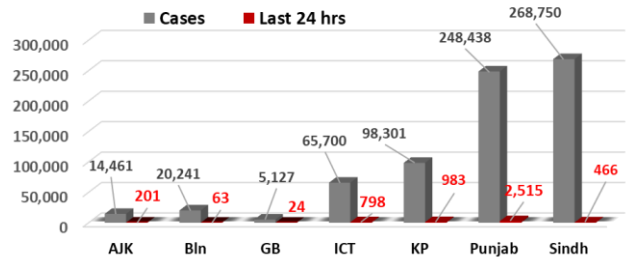
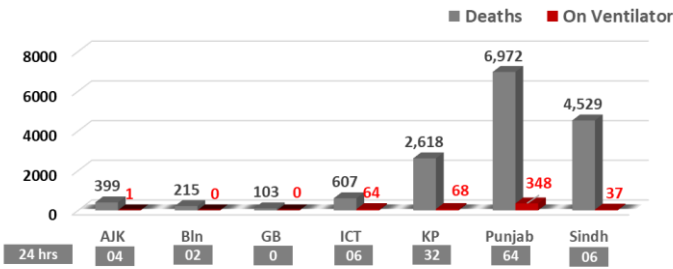
Province-Wise COVID Cases

Provinces	Lab Tests		Lab Confirmed Cases		
	Total Tests Conducted In Last 24 Hours	Total Tests Conducted till date	Previous	Last 24 hours	Cumulative
AJK	1,160	158,174	14,260	201	14,461
Balochistan	829	217,116	20,178	63	20,241
Gilgit Baltistan	739	102,332	5,103	24	5,127
ICT	7,223	1,377,305	64,902	798	65,700
KP	8,414	1,438,548	97,318	983	98,301
Punjab	19,016	4,054,099	245,923	2,515	248,438
Sindh	8,685	3,387,386	268,284	466	268,750
Total	46,066	10,734,950	715,968	5,050	721,018

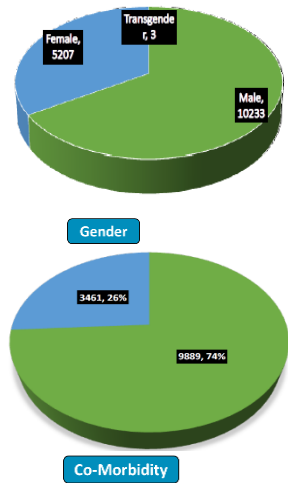
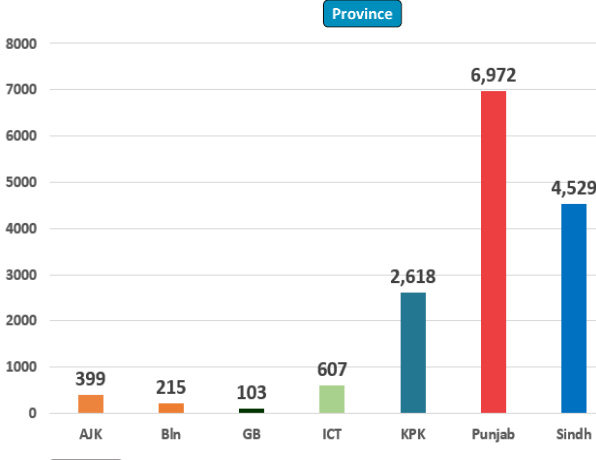
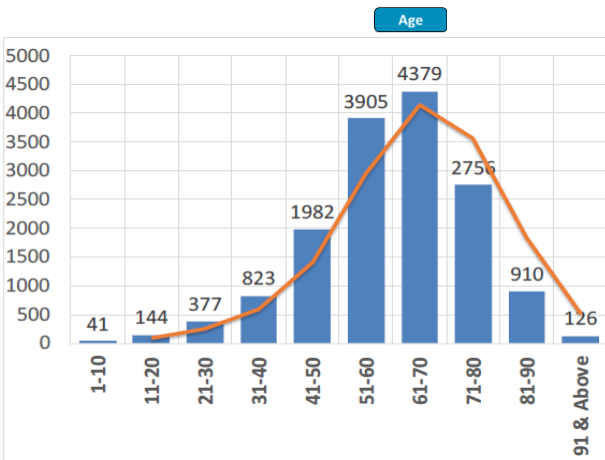
Cases Vs Recovery



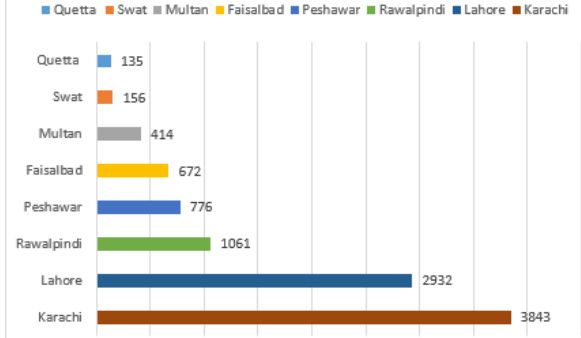
Clinical Status of COVID



Death Analysis

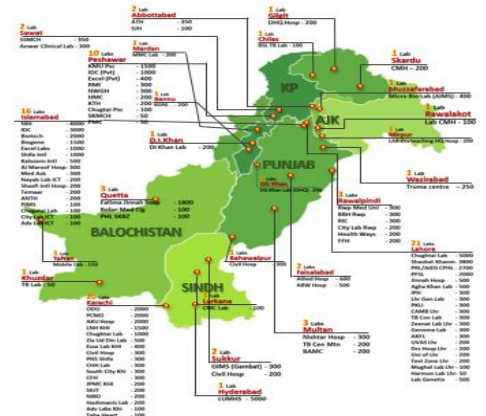
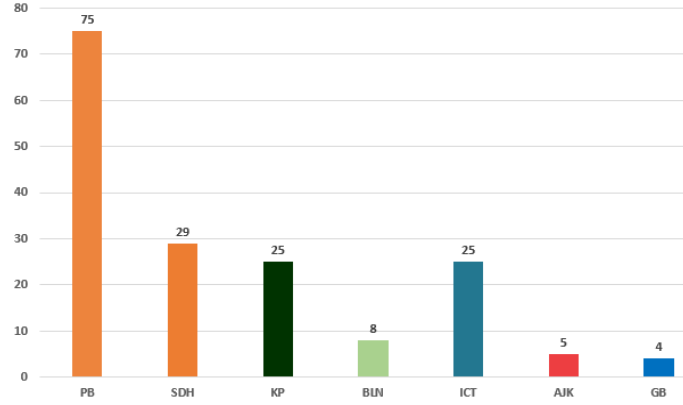


Deaths



Testing Facility

- Total Functioning Labs in Pakistan - 171
- Total Testing Capacity - 64,771
- Testing Conducted Last 24 hrs - 46,066



1. International

a. COVID Status

- (1) 135,995,243 COVID cases & 2,939,080 deaths have been reported across the globe.

b. COVID Vaccine

- (1) Europe's drug regulator said it is reviewing rare blood clots in four people in the United States who received Johnson & Johnson's COVID-19 vaccine.
- (2) Pfizer and its German partner BioNTech have asked US regulators to allow emergency use of their vaccine in adolescents aged 12 to 15.
- (3) France's health body has said that recipients of first dose of AstraZeneca's vaccine who are under 55 should get a second shot with a new messenger RNA (mRNA) vaccine.

c. Lockdown & Restrictions

- (1) Iran has imposed a 10 day lockdown across most of the country to curb spread of a fourth wave of COVID pandemic.

2. National

a. COVID Status

- (1) National positivity ratio was recorded at 10.96 %.
- (2) Pakistan has reported 4,139 COVID recoveries during last 24 hours

b. Vent Status

- (1) 501 patients are on ventilators.
- (2) **88% vents allocated for COVID patients in Gujranwala have been occupied** (88% day before yesterday)
- (3) **81% vents allocated for COVID patients in Multan have been occupied.** (81% day before yesterday)
- (4) **Vent occupancy in Lahore has been reported at 79%.** (79% day before yesterday)
- (5) **53% vents allocated for COVID patients in ICT have been occupied.** (58% day before yesterday)

c. Oxygen Status

- (1) **85% beds allocated for COVID patients in Gujranwala have been occupied** (85% day before yesterday)
- (2) **77% beds allocated for COVID patients in Peshawar have been occupied** (84% day before yesterday)

- (3) **71% beds allocated for COVID patients in Gujrat have been occupied.**
(80% day before yesterday)
- (4) **64% beds allocated for COVID patients in Swat have been occupied**
(62% day before yesterday)
- (5) **62% beds allocated for COVID patients in Rawalpindi have been occupied** (64% day before yesterday)
- (6) **59% beds allocated for COVID patients in ICT have been occupied**
(57% day before yesterday)
- (7) **50% beds allocated for COVID patients in Lahore have been occupied**
(49% day before yesterday)
- (8) **45% beds allocated for COVID patients in Faisalabad have been occupied**

d. **HCW (Health Care Workers) Status**

- (1) **41** new cases have been reported in HCWs, increasing the total to **15,413** while **14,690** have recovered (574 active cases)
- (2) Most cases in HCWs have been reported by Sindh **5,557**
- (3) 149 deaths have been reported amongst HCWs.

e. **COVID Mortality (100 x Deaths)**

- (1) **93** (93%) deaths have occurred in hospitals.
- (2) **57 deaths have been reported by Punjab.**
- (3) **31 deaths have been reported in District Lahore. Most by any district**
- (4) National CFR was reported at 1.94 %.
- (5) 73 % deceased suffered from co-morbidities