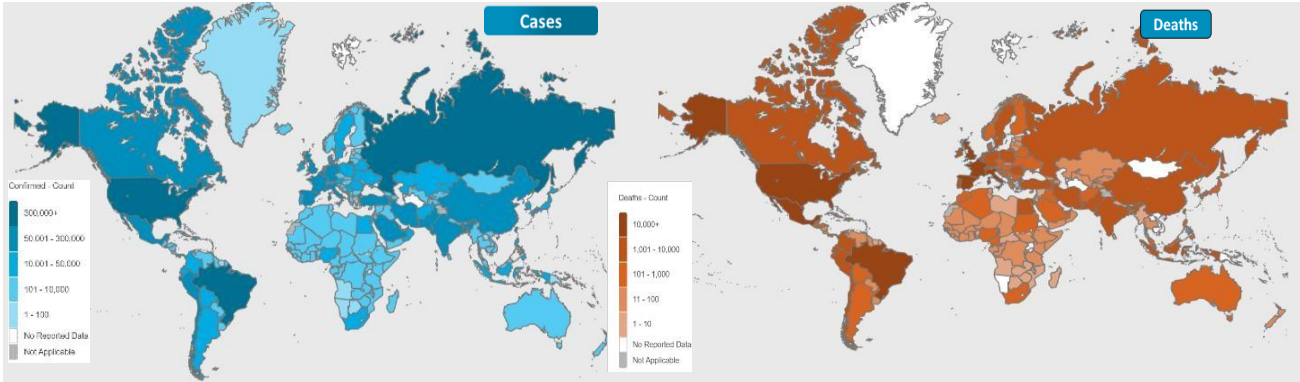




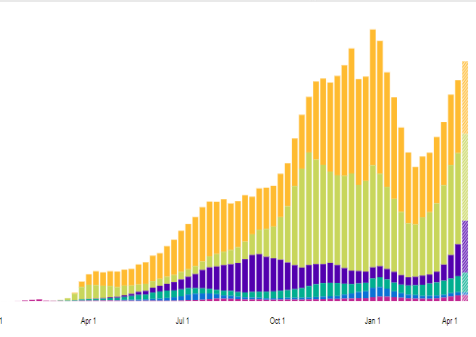
NATIONAL COMMAND AND OPERATIONS CENTRE SITUATION REPORT PART – I

**Issued: 2:00 PM
12 Apr 2021**

Global Update

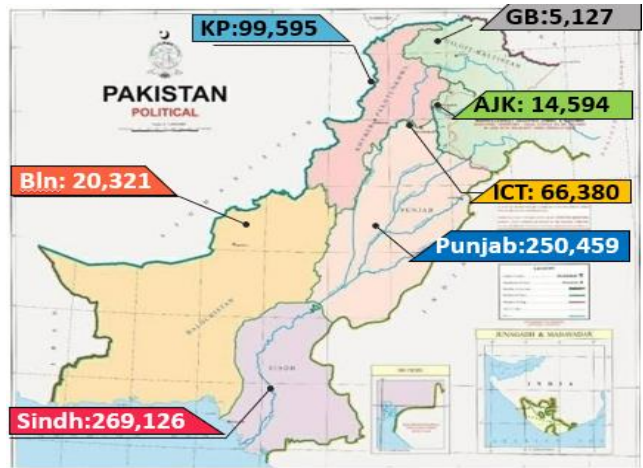


Americas	57,943,462 confirmed
Europe	47,528,894 confirmed
South-East Asia	16,177,826 confirmed
Eastern Mediterranean	8,057,650 confirmed
Africa	3,171,006 confirmed
Western Pacific	2,077,538 confirmed



	Ranking	Countries	Cases	Cases Last 24 Hrs	Deaths	Deaths Last 24 Hrs	Ranking Change	
Global		World	136,628,506	632,509	2,949,161	8,010		
	1	USA	31,918,591	47,864	575,829	276	↔	
	3	Brazil	13,482,543	37,537	353,293	1,824	↓	
	4	France	5,058,680	34,895	98,750	176	↔	
	5	Russia	4,641,390	8,702	102,986	337	↔	
	6	UK	4,369,775	1,730	127,087	7	↔	
	9	Spain	3,347,512		76,328		↔	
	Regional	2	India	13,525,379	169,914	170,209	904	↑
		15	Iran	2,070,141	21,063	64,490	258	↔
31		Pakistan	725,602	4,584	15,501	58	↔	
33		Bangladesh	684,756	5,819	9,739	78	↔	
103		Afghanistan	57,242	+82	2,529	8	↔	

Pakistan COVID Update



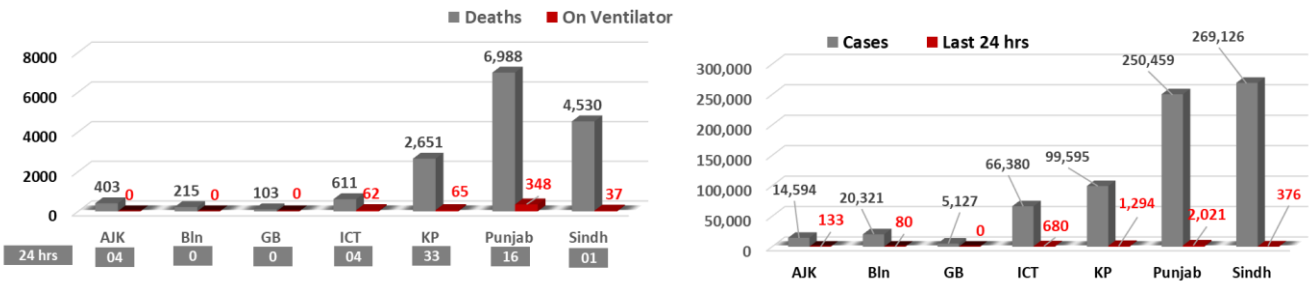
Province-Wise COVID Cases

Provinces	Lab Tests		Lab Confirmed Cases		
	Total Tests Conducted In Last 24 Hours	Total Tests Conducted till date	Previous	Last 24 hours	Cumulative
AJK	1,164	159,338	14,461	133	14,594
Balochistan	1,019	218,135	20,241	80	20,321
Gilgit Baltistan	475	102,807	5,127	00	5,127
ICT	5,982	1,383,287	65,700	680	66,380
KP	8,715	1,447,263	98,301	1,294	99,595
Punjab	17,755	4,071,854	248,438	2,021	250,459
Sindh	9,404	3,396,790	268,750	376	269,126
Total	44,514	10,779,474	721,018	4,584	725,602

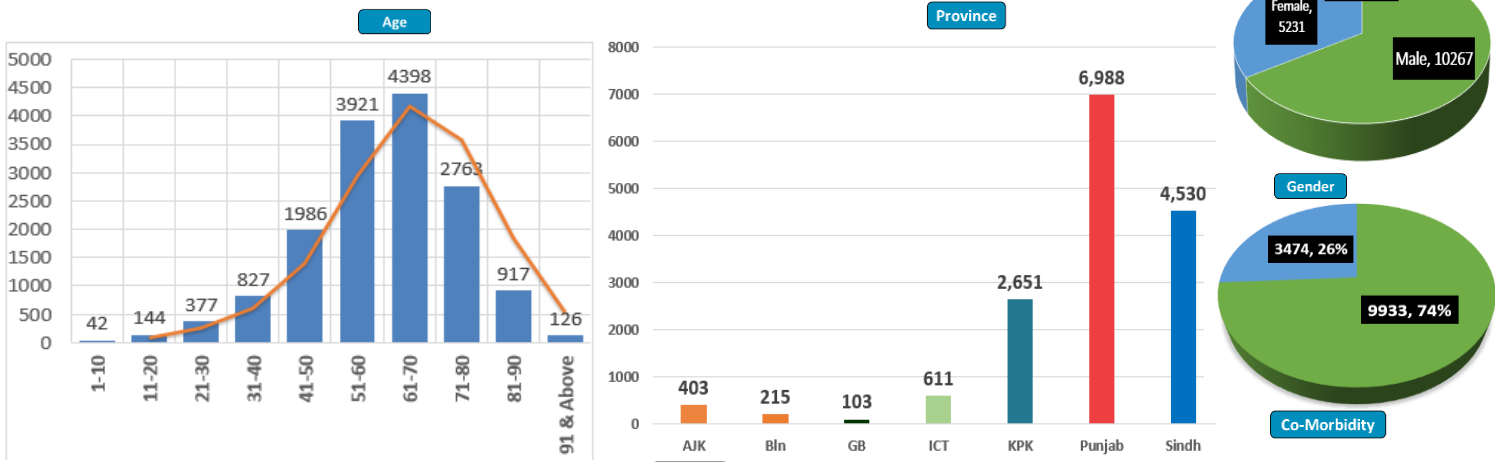
Cases Vs Recovery



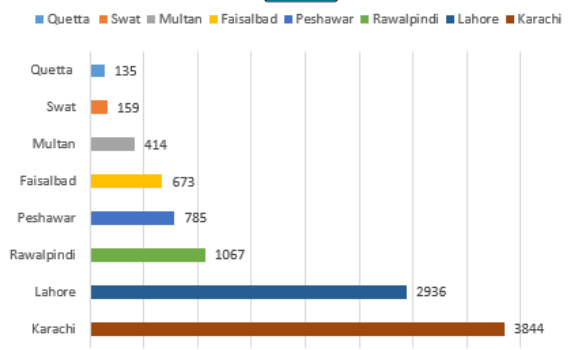
Clinical Status of COVID



Death Analysis

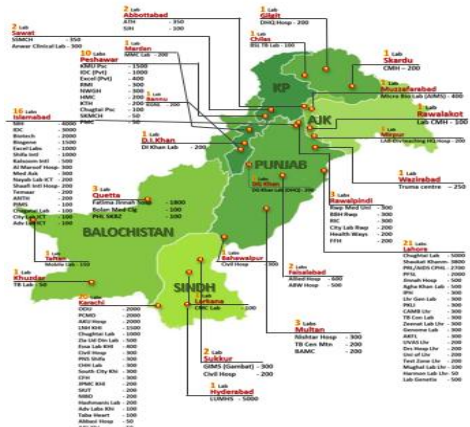
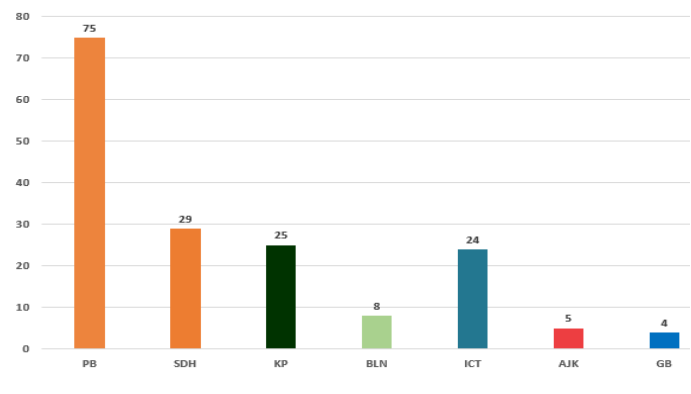


Deaths



Testing Facility

- Total Functioning Labs in Pakistan - 170
- Total Testing Capacity - 64,771
- Testing Conducted Last 24 hrs - 44,514



1. International

a. COVID Status

- (1) 135,995,997 COVID cases & 2,941,151 deaths have been reported across the globe.
- (2) Netherlands has reported 8,218 new coronavirus cases over the past 24 hours, highest daily increase in more than two week.
- (3) Iran reports 258 coronavirus deaths, highest daily toll since Dec.
- (4) India registered more than 152,000 new coronavirus cases during the past 24 hours.

b. COVID Vaccine

- (1) China's top disease control official has admitted that the efficacy of the country's domestically produced vaccines is low.

2. National

a. COVID Status

- (1) National positivity ratio was recorded at 10.29%.
- (2) Pakistan has reported 3,135 COVID recoveries during last 24 hours

b. Vent Status

- (1) 518 patients are on ventilators.
- (2) **88% vents allocated for COVID patients in Gujranwala have been occupied** (88% day before yesterday)
- (3) **81% vents allocated for COVID patients in Multan have been occupied.** (81% day before yesterday)
- (4) **Vent occupancy in Lahore has been reported at 79%.** (79% day before yesterday)
- (5) **57% vents allocated for COVID patients in ICT have been occupied.** (53% day before yesterday)

c. Oxygen Status

- (1) **85% beds allocated for COVID patients in Gujranwala have been occupied** (85% day before yesterday)
- (2) **72% beds allocated for COVID patients in Peshawar have been occupied** (77% day before yesterday)
- (3) **71% beds allocated for COVID patients in Gujrat have been occupied.** (71% day before yesterday)

- (4) **63% beds allocated for COVID patients in Swat have been occupied** (64% day before yesterday)
- (5) **62% beds allocated for COVID patients in Rawalpindi have been occupied** (62% day before yesterday)
- (6) **59% beds allocated for COVID patients in ICT have been occupied** (59% day before yesterday)
- (7) **50% beds allocated for COVID patients in Lahore have been occupied** (50% day before yesterday)
- (8) **45% beds allocated for COVID patients in Faisalabad have been occupied** (45% day before yesterday)

d. **HCW (Health Care Workers) Status**

- (1) 29 new cases have been reported in HCWs, increasing the total to **15,442** while **14,700** have recovered (592 active cases)
- (2) Most cases in HCWs have been reported by Sindh **5,562**
- (3) 150 deaths have been reported amongst HCWs. (94 doctors, Medical Student, 4 nurses, 51 paramedic staff).

e. **COVID Mortality (114 x Deaths)**

- (1) **93** (82%) deaths have occurred in hospitals.
- (2) **24 deaths have been reported by Punjab.**
- (3) **31 deaths have been reported in District Lahore. Most by any district**
- (4) National CFR was reported at 2.25 %.
- (5) 75 % deceased suffered from co-morbidities