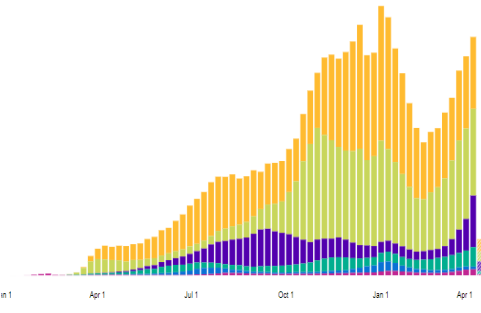

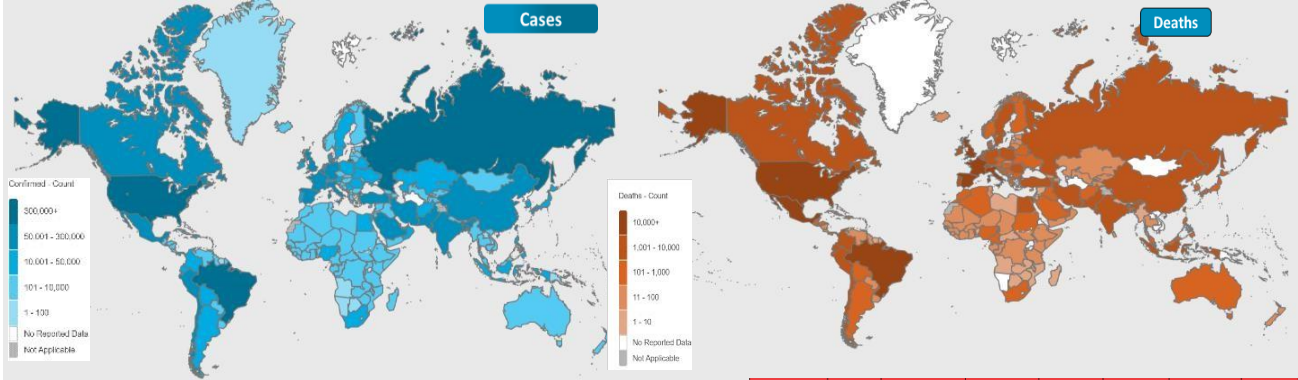




NATIONAL COMMAND AND OPERATIONS CENTRE SITUATION REPORT PART – I

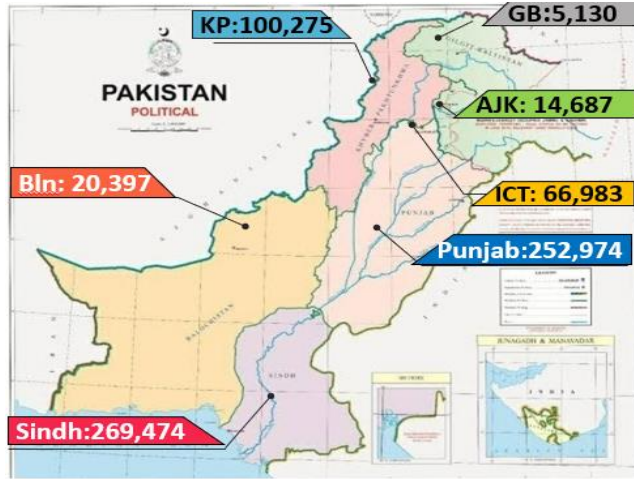
**Issued: 2:00 PM
13 Apr 2021**

Global Update



	Ranking	Countries	Cases	Cases Last 24 Hrs	Deaths	Deaths Last 24 Hrs	Ranking Change	
Global		World	137,249,443	588,271	2,958,241	8,761		
	1	USA	31,990,143	56,522	576,298	460	↔	
	3	Brazil	13,521,409	38,866	355,031	1,738	↔	
	4	France	5,067,216	8,536	99,135	385	↔	
	5	Russia	4,649,710	8,320	103,263	277	↔	
	6	UK	4,373,343	3,568	127,100	13	↔	
	9	Spain	3,370,256	7,446	76,525	65	↔	
	Regional	2	India	13,686,073	160,694	171,089	880	↔
		15	Iran	2,093,452	23,311	64,764	274	↔
31		Pakistan	729,920	4,318	15,619	118	↔	
33		Bangladesh	691,957	7,201	9,822	83	↔	
103		Afghanistan	57,364	122	2,529		↔	

Pakistan COVID Update



Province-Wise COVID Cases

Provinces	Lab Tests		Lab Confirmed Cases		
	Total Tests Conducted In Last 24 Hours	Total Tests Conducted till date	Previous	Last 24 hours	Cumulative
AJK	891	160,229	14,594	93	14,687
Balochistan	960	219,095	20,321	76	20,397
Gilgit Baltistan	560	103,367	5,127	03	5,130
ICT	6,251	1,389,538	66,380	603	66,983
KP	5,896	1,453,159	99,595	680	100,275
Punjab	27,320	4,099,174	250,459	2,515	252,974
Sindh	8,642	3,405,432	269,126	348	269,474
Total	50,520	10,829,994	725,602	4,318	729,920

Cases Vs Recovery



1. International

a. COVID Status

- (1) 136,655,614 COVID cases & 2,949,471 deaths have been reported across the globe.
- (2) UK has reported highest number of new Covid-19 cases since April 1.
- (3) India has reported a record 168,912 COVID-19 infections.

b. COVID Vaccine

- (1) India has approved use of Russia's "Sputnik V" vaccine against Covid-19.
- (2) Irish chief medical officer has said that Ireland will only administer AstraZeneca vaccine to people over 60.

2. National

a. COVID Status

- (1) National positivity ratio was recorded at 8.59 %.
- (2) Pakistan has reported 3,432 COVID recoveries during last 24 hours

b. Vent Status

- (1) 512 patients are on ventilators.
- (2) **88% vents allocated for COVID patients in Gujranwala have been occupied** (88% day before yesterday)
- (3) **81% vents allocated for COVID patients in Multan have been occupied.** (81% day before yesterday)
- (4) **Vent occupancy in Lahore has been reported at 79%.** (79% day before yesterday)
- (5) **55% vents allocated for COVID patients in ICT have been occupied.** (57% day before yesterday)

c. Oxygen Status

- (1) **85% beds allocated for COVID patients in Gujranwala have been occupied** (85% day before yesterday)
- (2) **73% beds allocated for COVID patients in Peshawar have been occupied** (72% day before yesterday)
- (3) **71% beds allocated for COVID patients in Gujrat have been occupied.** (71% day before yesterday)
- (4) **66% beds allocated for COVID patients in Swat have been occupied** (63% day before yesterday)
- (5) **62% beds allocated for COVID patients in Rawalpindi have been occupied** (62% day before yesterday)

- (6) **60% beds allocated for COVID patients in ICT have been occupied**
(59% day before yesterday)
- (7) **50% beds allocated for COVID patients in Lahore have been occupied**
(50% day before yesterday)
- (8) **45% beds allocated for COVID patients in Faisalabad have been occupied** (45% day before yesterday)

d. **HCW (Health Care Workers) Status**

- (1) 33 new cases have been reported in HCWs, increasing the total to **15,475** while **14,700** have recovered (625 active cases)
- (2) Most cases in HCWs have been reported by Sindh **5,562**
- (3) 150 deaths have been reported amongst HCWs.

e. **COVID Mortality (114 x Deaths)**

- (1) **93** (93%) deaths have occurred in hospitals.
- (2) **24 deaths have been reported by Punjab.**
- (3) **31 deaths have been reported in District Lahore. Most by any district**
- (4) National CFR was reported at 2.25 %.
- (5) 75 % deceased suffered from co-morbidities (94 doctors, Medical Student, 4 nurses, 51 paramedic staff).

1.