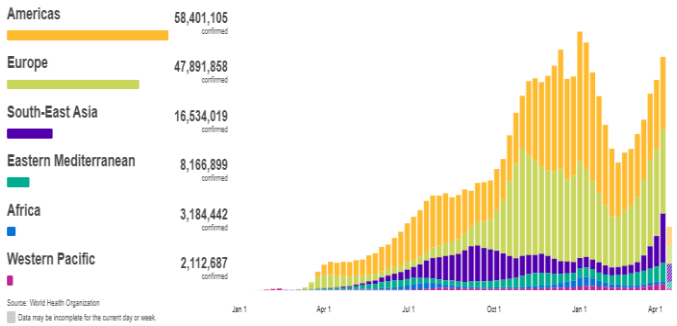
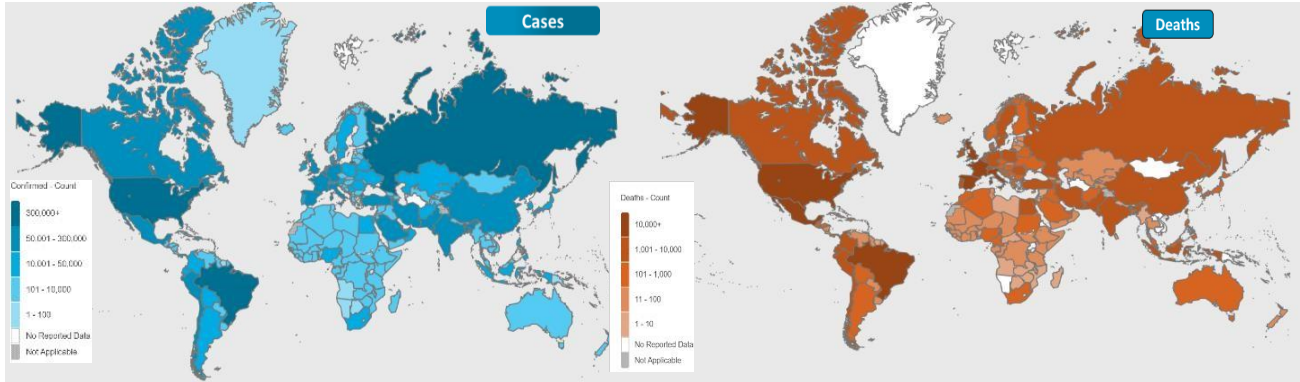




# NATIONAL COMMAND AND OPERATIONS CENTRE SITUATION REPORT PART – I

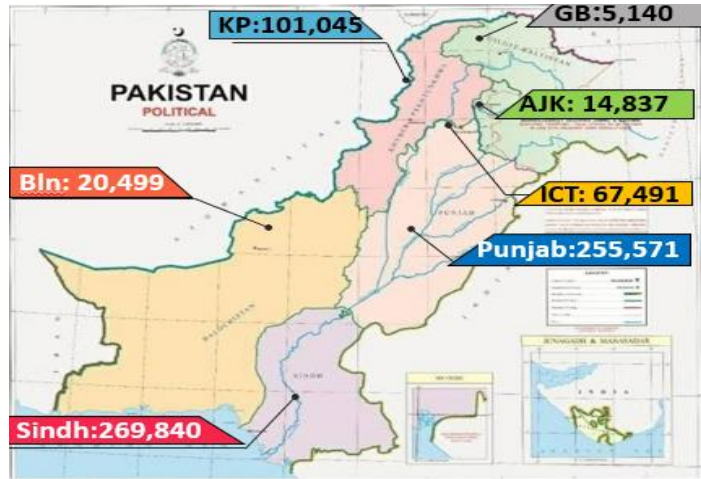
**Issued: 2:00 PM  
14 Apr 2021**

## Global Update



	Ranking	Countries	Cases	Cases Last 24 Hrs	Deaths	Deaths Last 24 Hrs	Ranking Change	
Global		World	138,006,932	735,486	2,971,238	12,848		
	1	USA	32,070,784	77,720	577,179	819	↔	
	3	Brazil	13,601,566	80,157	358,718	3,687	↔	
	4	France	5,106,329	39,113	99,480	345	↔	
	5	Russia	4,657,883	8,173	103,601	338	↔	
	6	UK	4,375,814	2,472	127,123	23	↔	
	9	Spain	3,376,548	6,292	76,625	100	↔	
	Regional	2	India	13,871,321	185,248	172,115	1,026	↔
		15	Iran	2,118,212	24,760	65,055	291	↔
31		Pakistan	734,423	4,681	15,754	135	↔	
33		Bangladesh	697,985	6,028	9,891	69	↔	
103		Afghanistan	57,492	128	2,532	3	↔	

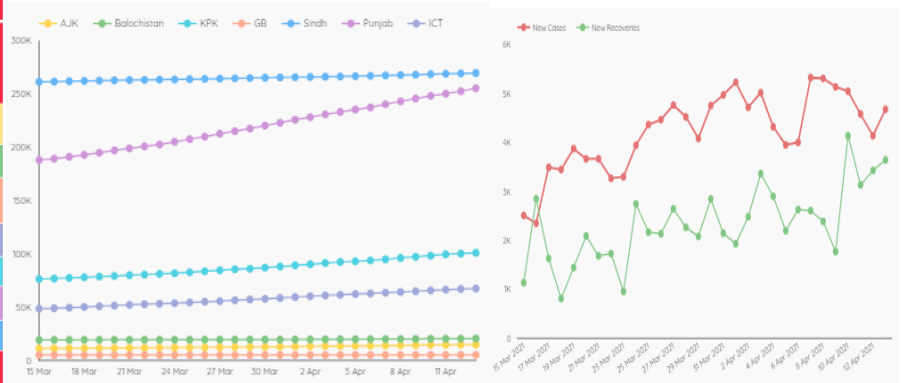
## Pakistan COVID Update



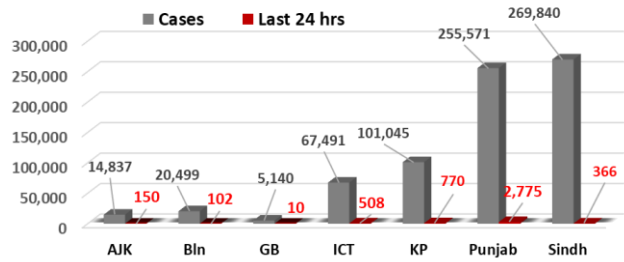
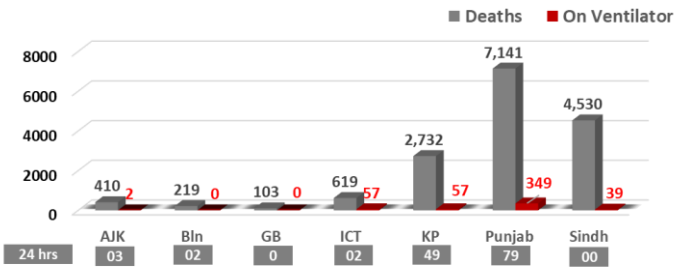
## Province-Wise COVID Cases

Provinces	Lab Tests		Lab Confirmed Cases		
	Total Tests Conducted In Last 24 Hours	Total Tests Conducted till date	Previous	Last 24 hours	Cumulative
AJK	1,003	161,232	14,687	150	14,837
Balochistan	1,230	220,325	20,397	102	20,499
Gilgit Baltistan	535	103,902	5,130	10	5,140
ICT	5,493	1,395,031	66,983	508	67,491
KP	6,874	1,460,033	100,275	770	101,045
Punjab	22,781	4,121,955	252,796	2,775	255,571
Sindh	10,176	3,415,608	269,474	366	269,840
<b>Total</b>	<b>48,092</b>	<b>10,878,086</b>	<b>729,742</b>	<b>4,681</b>	<b>734,423</b>

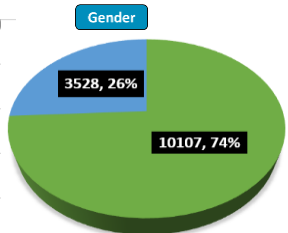
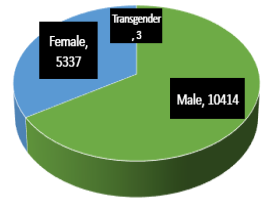
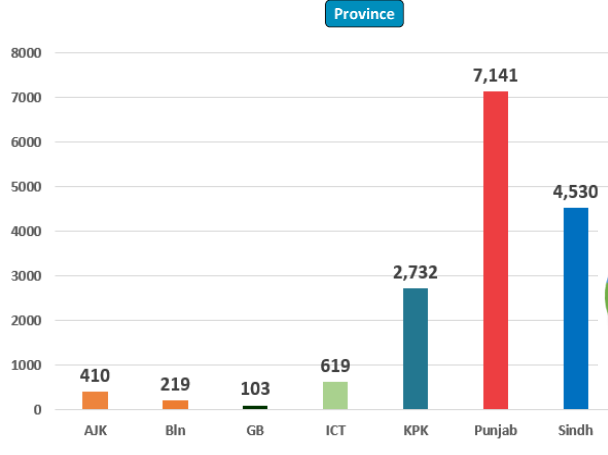
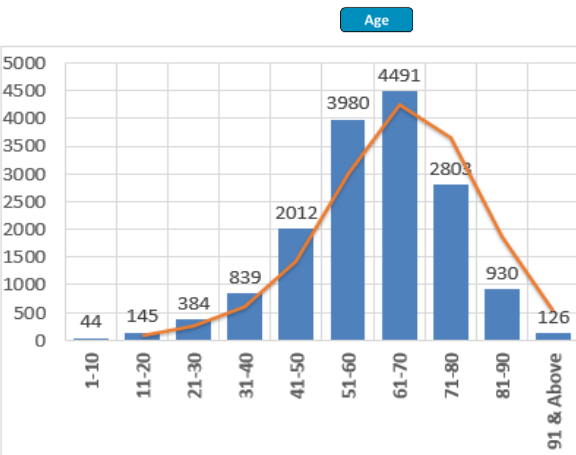
## Cases Vs Recovery



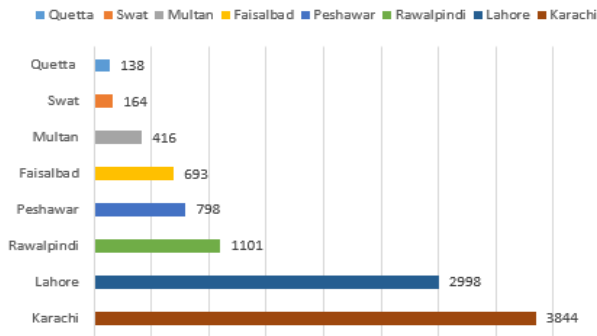
### Clinical Status of COVID



### Death Analysis

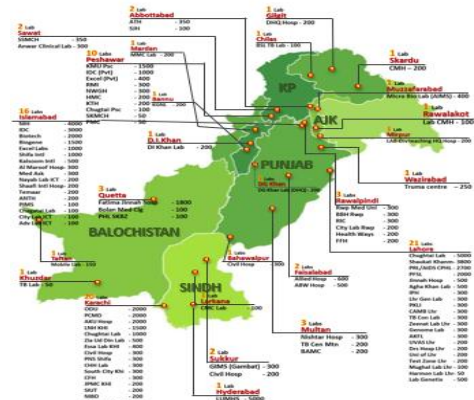
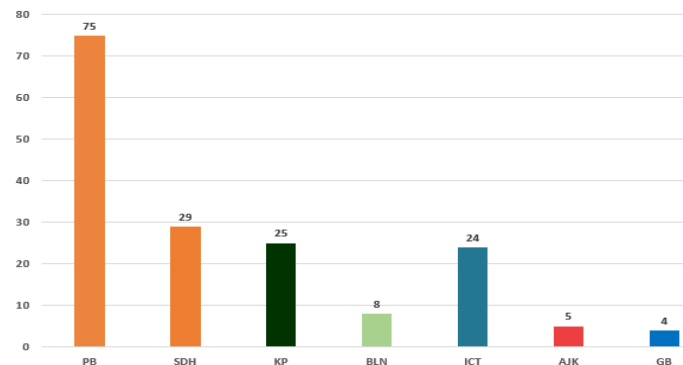


### Deaths



### Testing Facility

- Total Functioning Labs in Pakistan - 170
- Total Testing Capacity - 64,771
- Testing Conducted Last 24 hrs - 48,092



## 1. International

### a. COVID Status

(1) COVID cases 137,271,328 & 2,958,390 deaths have been reported across the globe.

### b. COVID Vaccine

(1) European Medicines Agency (EMA) said it was reviewing cases of rare blood clots in women who had taken Johnson & Johnson's Covid-19 vaccine

(2) Johnson & Johnson has made the decision to "proactively delay the rollout of our vaccine in Europe".

(3) South Africa has temporarily suspended the rollout of Johnson & Johnson's.

## 2. National

### a. COVID Status

(1) National positivity ratio was recorded at 9.73 %.

(2) Pakistan has reported 3,645 COVID recoveries during last 24 hours

### b. Vent Status

(1) 503 patients are on ventilators.

(2) **88% vents allocated for COVID patients in Gujranwala have been occupied** (88% day before yesterday)

(3) **81% vents allocated for COVID patients in Multan have been occupied.** (81% day before yesterday)

(4) **Vent occupancy in Lahore has been reported at 80%.** (79% day before yesterday)

(5) **52% vents allocated for COVID patients in ICT have been occupied.** (55% day before yesterday)

### c. Oxygen Status

(1) **85% beds allocated for COVID patients in Gujranwala have been occupied** (85% day before yesterday)

(2) **77% beds allocated for COVID patients in Charsadda have been occupied.**

(3) **76% beds allocated for COVID patients in Swabi have been occupied**

(4) **74% beds allocated for COVID patients in Peshawar have been occupied** (73% day before yesterday)

(5) **71% beds allocated for COVID patients in Gujrat have been occupied.** (71% day before yesterday)

- (6) **68% beds allocated for COVID patients in Swat have been occupied** (66% day before yesterday)
- (7) **62% beds allocated for COVID patients in Rawalpindi have been occupied** (62% day before yesterday)
- (8) **60% beds allocated for COVID patients in ICT have been occupied** (59% day before yesterday)
- (9) **51% beds allocated for COVID patients in Lahore have been occupied** (50% day before yesterday)
- (10) **45% beds allocated for COVID patients in Faisalabad have been occupied** (45% day before yesterday)

d. **HCW (Health Care Workers) Status**

- (1) 23 new cases have been reported in HCWs, increasing the total to **15,498** while **14,728** have recovered (620 active cases)
- (2) Most cases in HCWs have been reported by Sindh **5,571**
- (3) 150 deaths have been reported amongst HCWs. (94 doctors, Medical Student, 4 nurses, 51 paramedic staff).

e. **COVID Mortality (118 x Deaths)**

- (1) **110** (93%) deaths have occurred in hospitals.
- (2) **74 deaths have been reported by Punjab.**
- (3) **38 deaths have been reported in District Lahore. Most by any district**
- (4) National CFR was reported at 2.73 %.
- (5) 79 % deceased suffered from co-morbidities