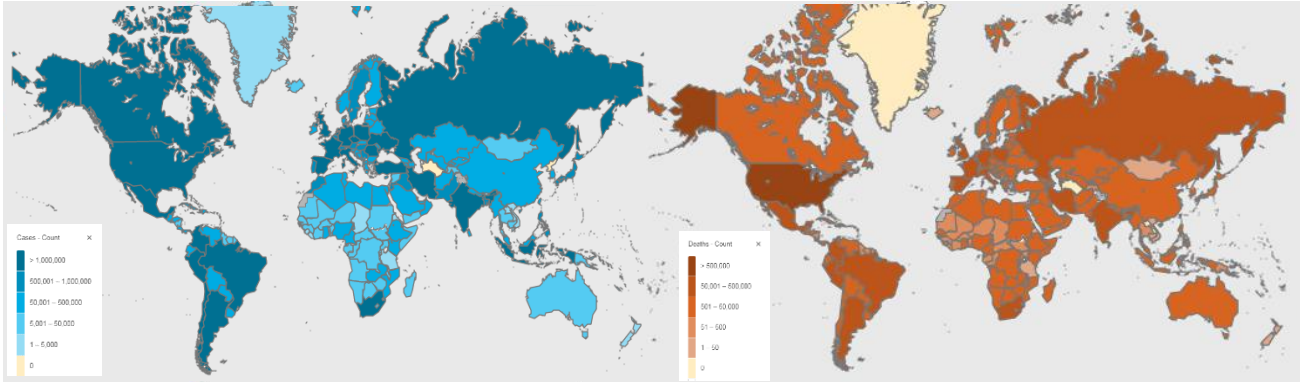




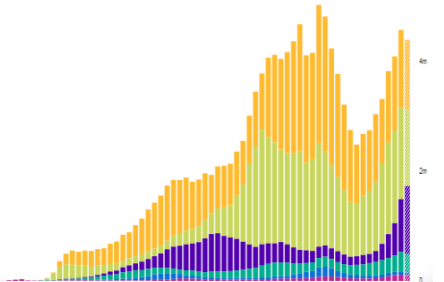
# NATIONAL COMMAND AND OPERATIONS CENTRE SITUATION REPORT PART - I

Issued: 2:00 PM  
18 Apr 2021

## Global Update

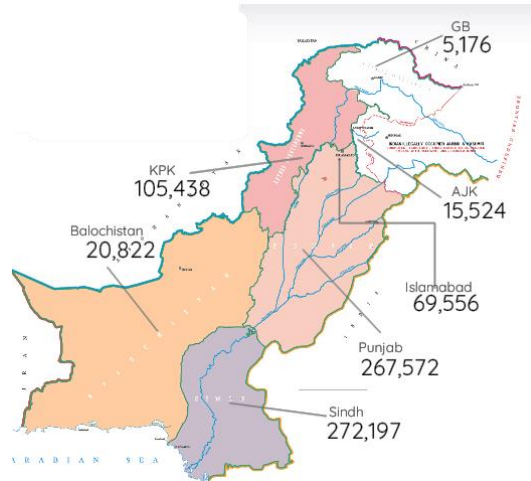


Americas	59,294,109	confirmed
Europe	48,987,035	confirmed
South-East Asia	17,423,545	confirmed
Eastern Mediterranean	8,396,854	confirmed
Africa	3,214,868	confirmed
Western Pacific	2,184,778	confirmed



	Ranking	Country	Total Cases	Cases Last 24 Hrs	Total Deaths	Deaths Last 24 Hrs	Rank Change
Global		World	141,286,859	784,442	3,023,315	11,594	
	1	USA	32,361,280	63,625	580,766	738	
	3	Brazil	13,900,134	65,792	371,889	2,865	
	4	Russia	4,693,469	9,321	105,193	398	
	5	UK	4,385,938	2,206	127,260	35	
	6	France	5,260,182	35,861	100,593	189	
	7	Turkey	4,212,645	62,606	35,608	288	
Regional	2	India	14,782,461	260,778	177,168	1495	
	15	Iran	2,215,445	21,312	66,327	319	
	31	Pakistan	756,285	6,127	16,243	149	
	33	Bangladesh	715,252	3473	10,283	101	
	103	Afghanistan	57,793	72	2,540	1	

## Pakistan COVID Update



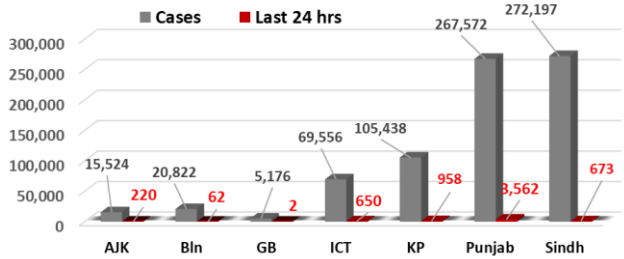
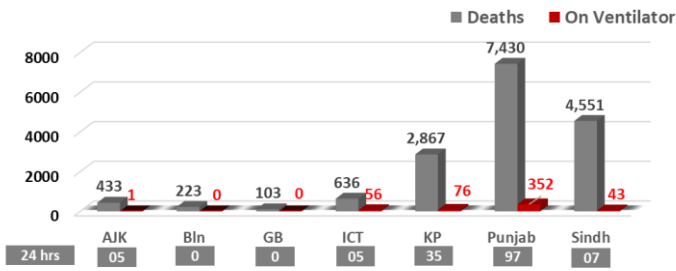
## Province-Wise COVID Cases

Province	Lab Tests		Lab Confirmed Cases		
	Last 24 hrs	Cumulative Tests	Previous	Last 24 hrs	Cumulative Cases
AJK	1268	165113	15,304	220	15,524
Balochistan	641	224,057	20,760	62	20,822
Gilgit Baltistan	390	105,836	5,174	2	5,176
Islamabad	5,507	1,417,397	68,906	650	69,556
KP	7,382	1,491,382	104,480	958	105,438
Punjab	44,626	4,278,424	264,010	3562	267,572
Sindh	12,022	3,462,158	271,524	673	272,197
Total	71836	11144367	750158	6127	756285

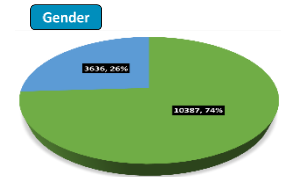
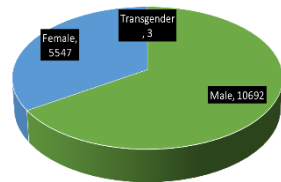
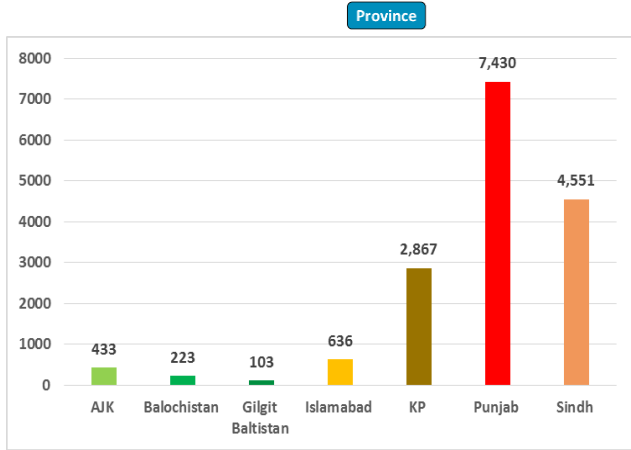
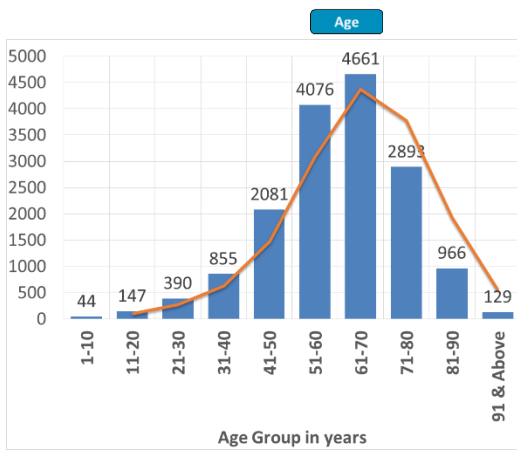
## Cases Vs Recovery



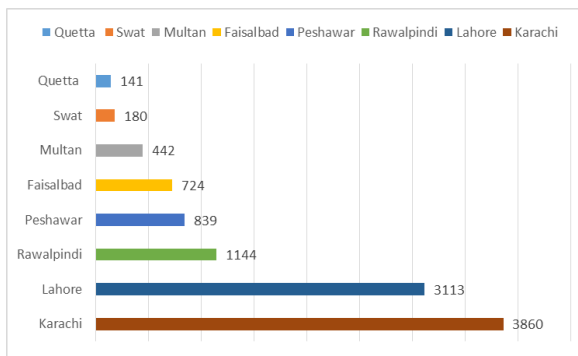
### Clinical Status of COVID



### Death Analysis

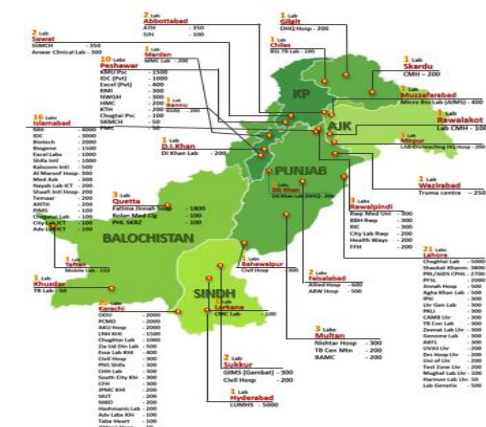
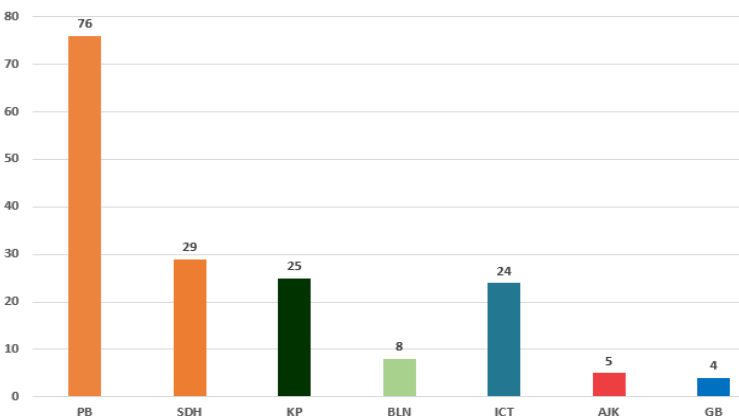


### Deaths



### Testing Facility

- Total Functioning Labs in Pakistan - 171
- Total Testing Capacity - 64,871
- Testing Conducted Last 24 hrs - 71,836



## 1. International

### a. COVID Status

- (1) 141,286,363 COVID cases & 3,023,315 deaths have been reported across the globe.
- (2) India has reported a record daily increase of 234,692 COVID-19 infections over the last 24 hours.

### b. Vaccine

- (1) Canada has reported a second case of rare blood clots with low platelets after immunisation with AstraZeneca's COVID-19 vaccine.
- (2) US CDC has said that they have administered 202,282,923 doses of COVID-19 vaccines in the country and distributed 258,502,815 doses.

### c. Lockdown & Restrictions

- (1) New Delhi has imposed a weekend lockdown as India faces new COVID wave.

### d. Miscellaneous

- (1) A new and deadly Indian variant of the COVID has been detected in the UK with 77 cases identified by the public health body.
- (2) US is setting up a \$1.7 billion national network to identify and track COVID mutations whose spread could trigger another pandemic wave.

## 2. National

### a. COVID Status

- (1) National positivity ratio was recorded at 8.52 %.
- (2) Pakistan has reported 4,527 COVID recoveries during last 24 hours

### b. Vent Status

- (1) 520 patients are on ventilators.
- (2) **88% vents allocated for COVID patients in Gujranwala have been occupied** (88% day before yesterday)
- (3) **Vent occupancy in Lahore has been reported at 81%.** (81% day before yesterday)
- (4) **81% vents allocated for COVID patients in Multan have been occupied.** (81% day before yesterday)
- (5) **55% vents allocated for COVID patients in ICT have been occupied.** (50% day before yesterday)

c. **Oxygen Status**

- (1) **100% beds allocated for COVID patients in Swabi have been occupied** (100% day before yesterday)
- (2) **89% beds allocated for COVID patients in Charsadda have been occupied.** (88% day before yesterday)
- (3) **85% beds allocated for COVID patients in Gujranwala have been occupied** (85% day before yesterday)
- (4) **78% beds allocated for COVID patients in Peshawar have been occupied** (77% day before yesterday)
- (5) **66% beds allocated for COVID patients in Swat have been occupied** (70% day before yesterday)
- (6) **64% beds allocated for COVID patients in Nowshera have been occupied** (63% day before yesterday)
- (7) **56% beds allocated for COVID patients in ICT have been occupied** (57% day before yesterday)
- (8) **50% beds allocated for COVID patients in Lahore have been occupied** (50% day before yesterday)
- (9) **48% beds allocated for COVID patients in Rawalpindi have been occupied** (63% day before yesterday)
- (10) **44% beds allocated for COVID patients in Faisalabad have been occupied** (45% day before yesterday)

d. **HCW (Health Care Workers) Status**

- (1) **25** new cases have been reported in HCWs, increasing the total to **15,600** while **14,803** have recovered (647 active cases)
- (2) Most cases in HCWs have been reported by Sindh 5,590
- (3) 150 deaths have been reported amongst HCWs. (94 doctors, Medical Student, 4 nurses, 51 paramedic staff).

e. **COVID Mortality (112 x Deaths)**

- (1) 104 (95%) deaths have occurred in hospitals.
- (2) **62 deaths have been reported by Punjab.**
- (3) **14 deaths have been reported in District Lahore. Most by any district**
- (4) National CFR was reported at 2.25 %.
- (5) 67 % deceased suffered from co-morbidities.