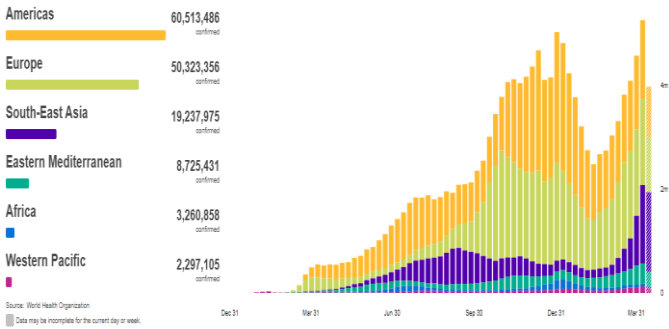
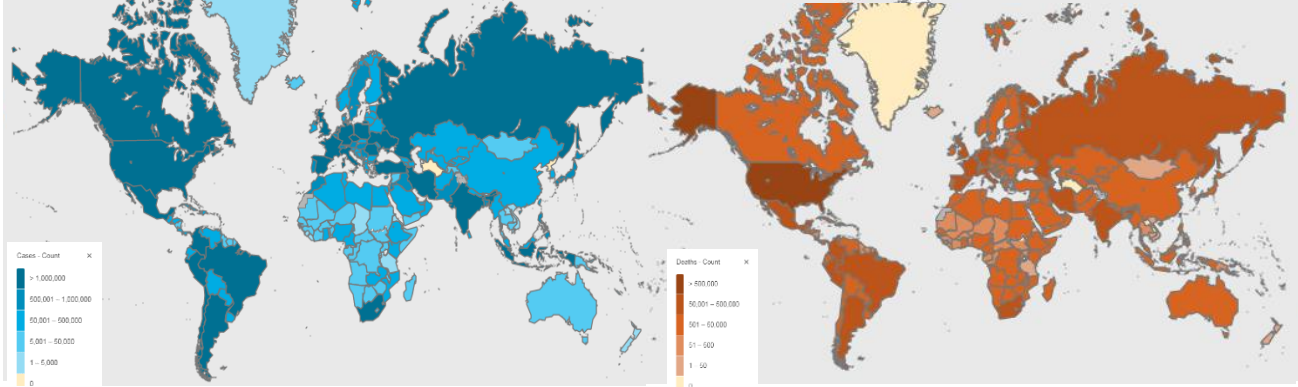




# NATIONAL COMMAND AND OPERATIONS CENTRE SITUATION REPORT PART - I

**Issued: 2:00 PM  
24 April 2021**

## Global Update



	Ranking	Country	Total Cases	Cases Last 24 Hrs	Total Deaths	Deaths Last 24 Hrs	Rank	Change
Global		World	146,222,038	897,252	3,098,948	14,249		
	1	USA	32,735,704	66,515	585,075	790		
	3	Brazil	14,238,110	6,597	386,623	2,866		
	4	France	5,440,946	3,240	102,496	332		
	5	Russia	4,744,961	8,840	107,501	398		
	6	Turkey	4,550,820	4,943	37,672	343		
	7	UK	4,401,109	2,678	127,385	40		
Regional	2	India	16,602,456	345,147	189,549	2,621		
	14	Iran	2,358,809	22,904	68,746	380		
	31	Pakistan	790,016	5,908	16,999	157		
	33	Bangladesh	739,703	3,629	10,869	88		
104	Afghanistan	58,733	191	2,572	7			

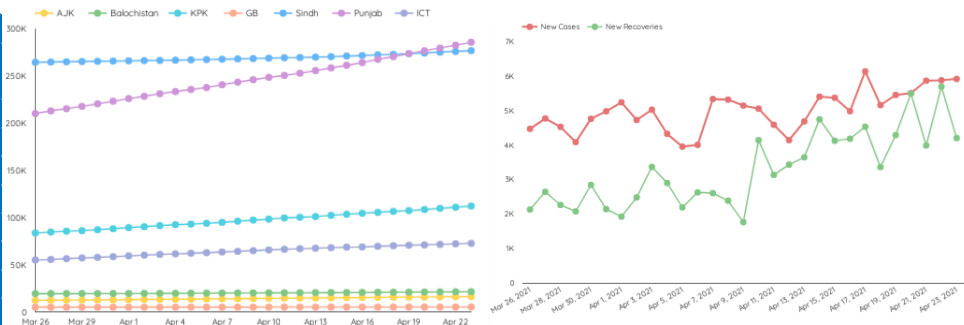
## Pakistan COVID Update



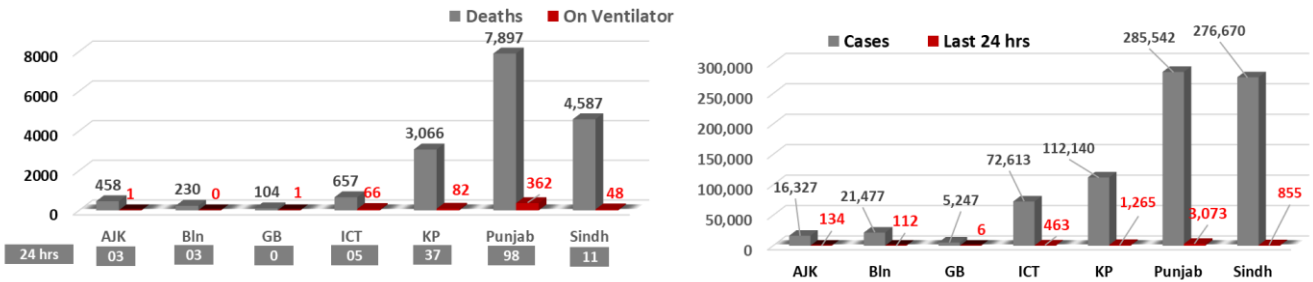
## Province-Wise COVID Cases

Province	Lab Tests		Lab Confirmed Cases		
	Last 24 hrs	Cumulative Tests	Previous	Last 24 hrs	Cumulative Cases
AJK	972	170,609	16,193	134	16,327
Balochistan	1,024	230,480	213,65	112	21,477
Gilgit Baltistan	378	107,792	5,241	6	5,247
Islamabad	5,308	1,445,476	72,150	463	72,613
KP	8,344	1,538,021	110,875	1,265	112,140
Punjab	23,590	4,453,982	282,469	3,073	285,542
Sindh	12,786	3,537,283	275,815	855	276,670
<b>Total</b>	<b>52,402</b>	<b>11,483,643</b>	<b>784,108</b>	<b>5,908</b>	<b>7,900,016</b>

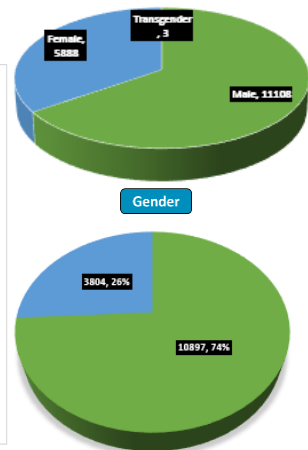
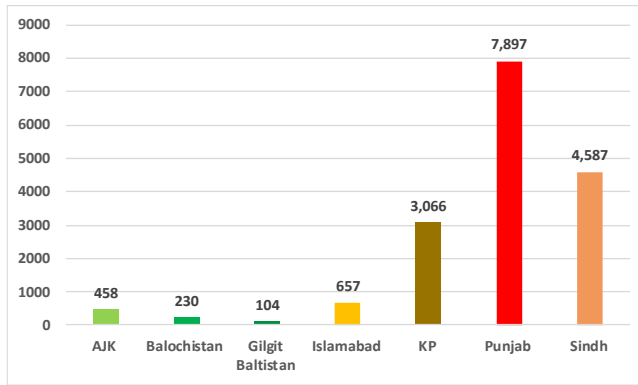
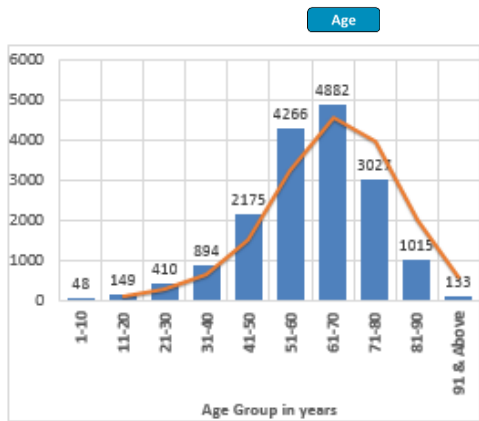
## Cases Vs Recovery



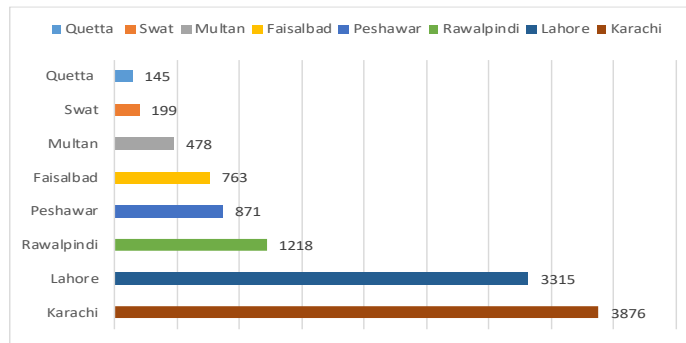
### Clinical Status of COVID



### Death Analysis



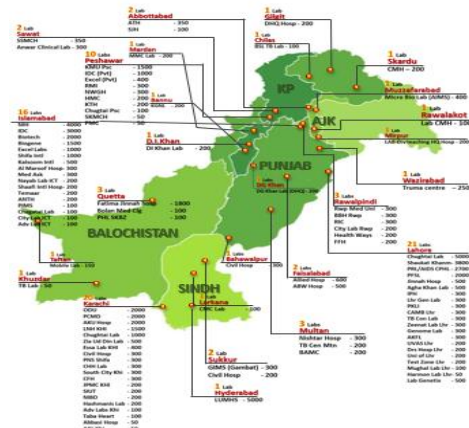
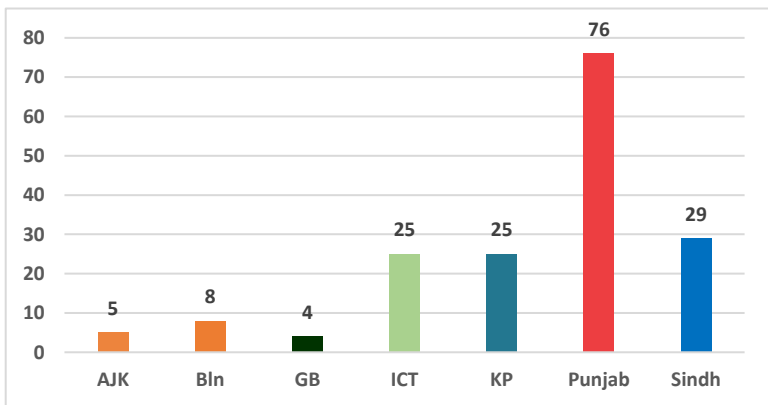
### Deaths



### Co-Morbidity

### Testing Facility

- Total Functioning Labs in Pakistan - 172
- Total Testing Capacity - 65,455
- Testing Conducted Last 24 hrs - 52,402



## 1. International

### a. COVID Status

- (1) 145,324,639 COVID cases & 3,084,687 deaths have been reported across the globe.
- (2) India has again reported world's highest COVID infection with 332,730 cases during the last 24 hours.

### b. Vaccine

- (1) European commission has said that it expects to seal world's biggest vaccine supply deal of 1.8 bn doses of Pfizer's COVID vaccine.
- (2) European Medicines Agency has said that benefits of AstraZeneca's COVID vaccine outweigh any risks.
- (3) Russia and Bangladesh have signed an agreement to manufacture Russia's Sputnik V vaccine.

## 2. National

### a. COVID Status

- (1) National positivity ratio was recorded at 11.28 % %.
- (2) Pakistan has reported 4,198 COVID recoveries during last 24 hours

### b. Vent Status

- (1) 562 patients are on ventilators.
- (2) **88% vents allocated for COVID patients in Gujranwala have been occupied** (88% day before yesterday)
- (3) **85% vents allocated for COVID patients in Multan have been occupied.** (85% day before yesterday)
- (4) **Vent occupancy in Lahore has been reported at 82%.** (82% day before yesterday)
- (5) **65% vents allocated for COVID patients in Mardan have been occupied.** (100% day before yesterday)
- (6) **58% vents allocated for COVID patients in ICT have been occupied.** (58% day before yesterday)

### c. Oxygen Status

- (1) **85% beds allocated for COVID patients in Gujranwala have been occupied** (85% day before yesterday)
- (2) **76% beds allocated for COVID patients in Peshawar have been occupied** (74% day before yesterday)

- (3) **71% beds allocated for COVID patients in Nowshera have been occupied** (67% day before yesterday)
- (4) **68% beds allocated for COVID patients in Swabi have been occupied** (67% day before yesterday)
- (5) **63% beds allocated for COVID patients in Rawalpindi have been occupied** (63% day before yesterday)
- (6) **70% beds allocated for COVID patients in Mardan have been occupied.** (63% day before yesterday)
- (7) **63% beds allocated for COVID patients in Swat have been occupied** (59% day before yesterday)
- (8) **59% beds allocated for COVID patients in Gujrat have been occupied** (59% day before yesterday)
- (9) **55% beds allocated for COVID patients in ICT have been occupied** (55% day before yesterday)
- (10) **50% beds allocated for COVID patients in Lahore have been occupied** (50% day before yesterday)

d. **HCW (Health Care Workers) Status**

- (1) **37** new cases have been reported in HCWs, increasing the total to **15,747** while **15,030** have recovered (566 active cases)
- (2) Most cases in HCWs have been reported by Sindh 5,628
- (3) 151 deaths have been reported amongst HCWs. (95 doctors, Medical Student, 4 nurses, 51 paramedic staff).

e. **COVID Mortality (144 x Deaths)**

- (1) 133 (92%) deaths have occurred in hospitals.
- (2) **81 deaths have been reported by Punjab.**
- (3) **39 deaths have been reported in District Lahore. Most by any district**
- (4) National CFR was reported at 2.45 %.
- (5) 65 % deceased suffered from co-morbidities.