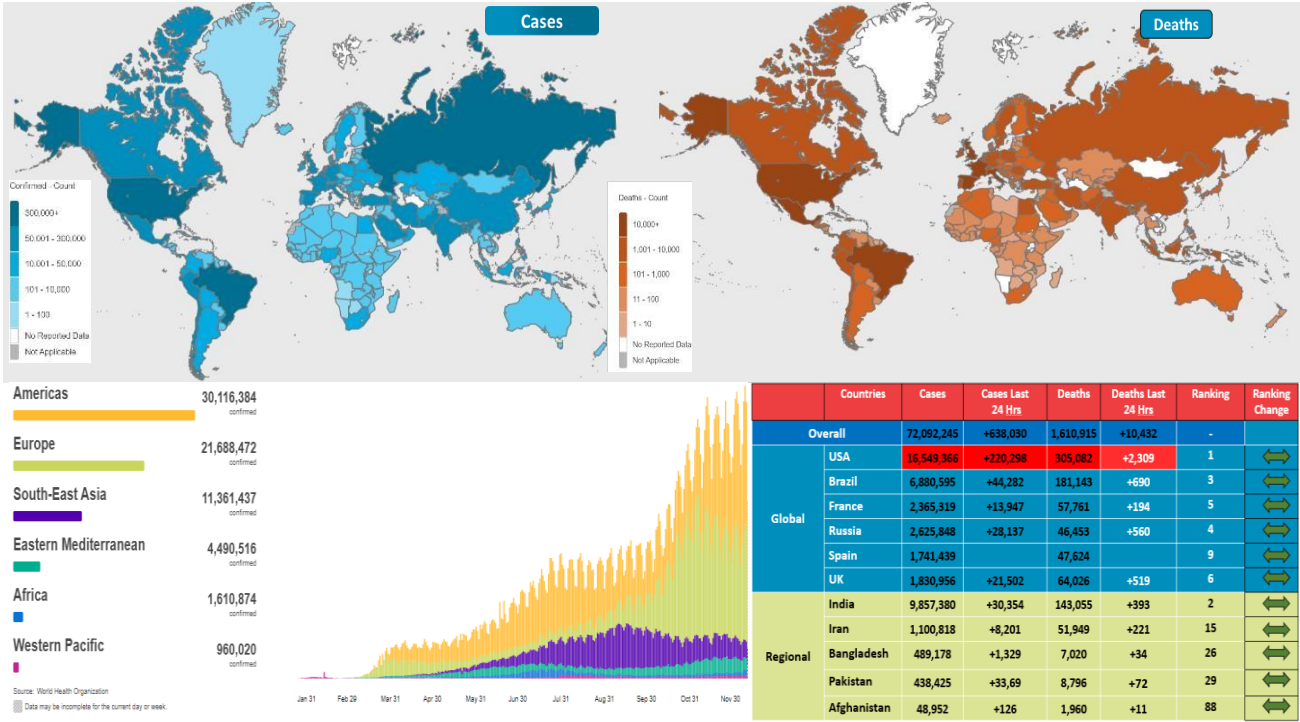




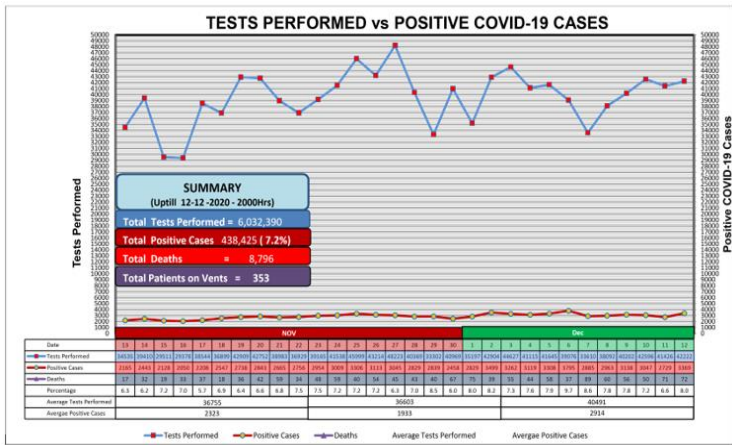
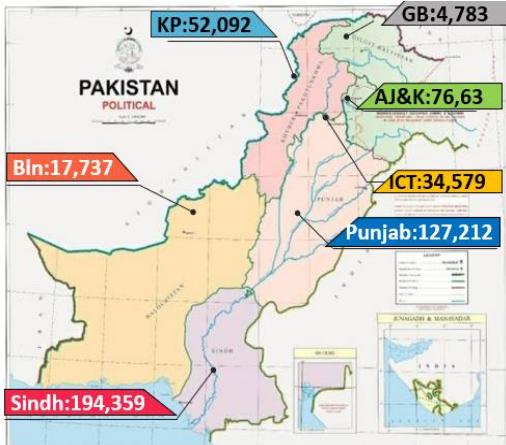
NATIONAL COMMAND AND OPERATIONS CENTRE SITUATION REPORT PART - I

Issued: 2:00 PM
13th Dec 2020

Global Update



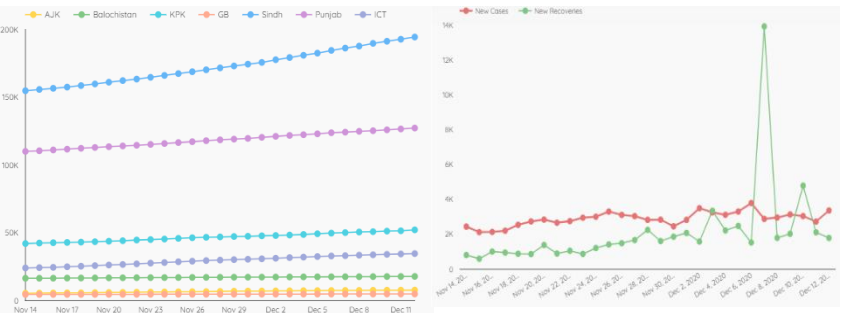
Pakistan COVID Update



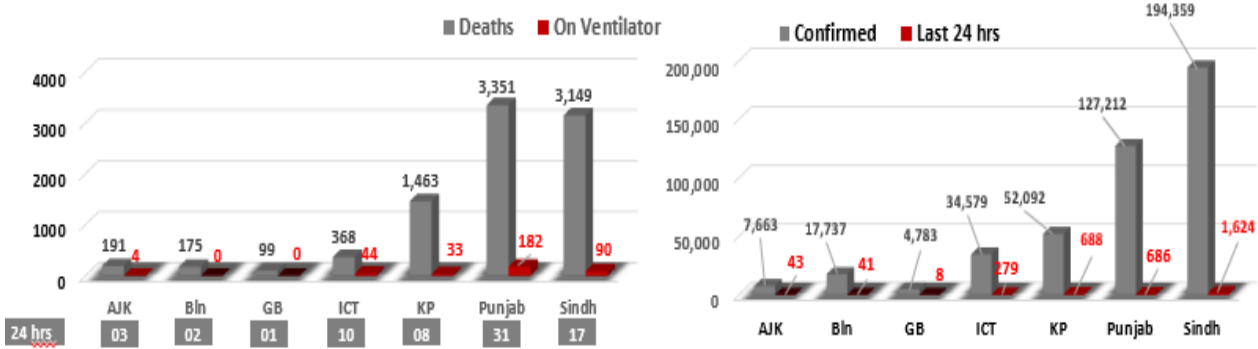
Province-Wise COVID Cases

Provinces	Lab Tests		Lab Confirmed Cases		
	Total Tests Conducted In Last 24 Hours	Total Tests Conducted till date	Previous	Last 24 hours	Cumulative
AJK	490	90,875	7,620	43	7,663
Balochistan	441	153,667	17,696	41	17,737
Gilgit Baltistan	405	59,496	4,775	08	4,783
ICT	5,965	738,885	34,300	279	34,579
KP	5,891	672,228	51,404	688	52,092
Punjab	15,637	2,179,263	126,526	686	127,212
Sindh	13,393	2,137,976	192,735	1,624	194,359
Total	42,222	6,032,390	435,056	3,369	438,425

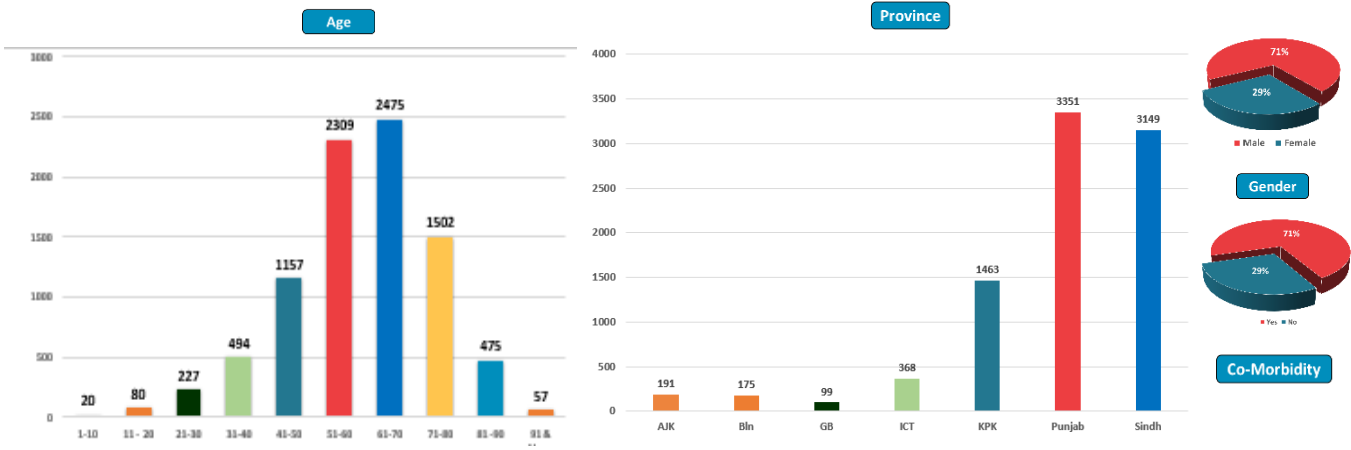
Cases Vs Recovery



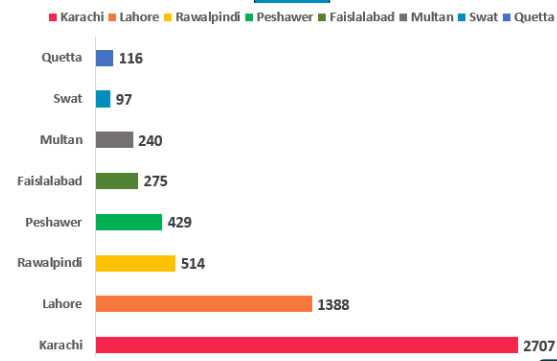
Clinical Status of COVID



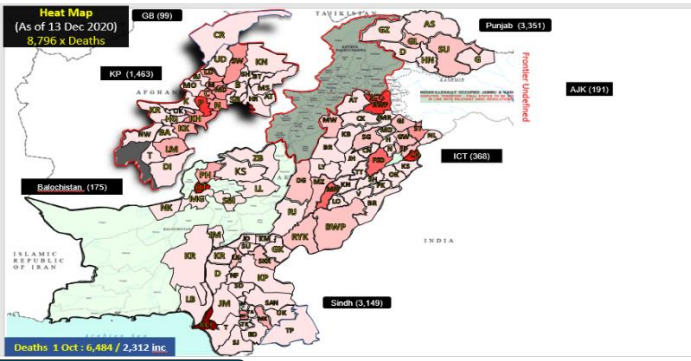
Death Analysis



Deaths

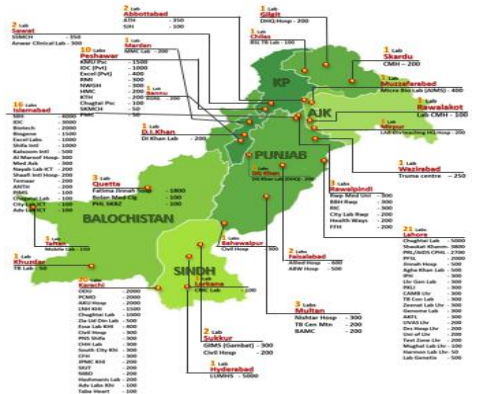
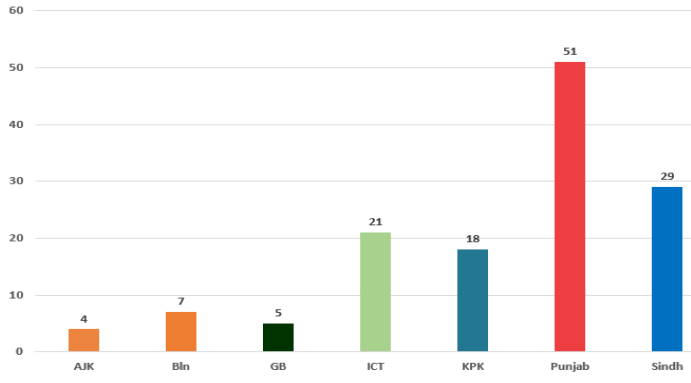


Heat Map



Testing Facility

- Total Functioning Labs in Pakistan - 135
- Total Testing Capacity - 75,303
- Testing Conducted Last 24 hrs - 42,222



1. International

a. COVID Status

- (1) 72,094,499 COVID cases & 1,610,942 deaths have been reported across the globe.
- (2) Brazil has crossed 180,000 death mark from COVID-19.
- (3) South Korea has reported 950 COVID cases, largest daily increase since the emergence of the pandemic.

b. Vaccine

- (1) US has said that it is purchasing 100 Mn additional doses of COVID-19 vaccine developed by Moderna.
- (2) US has approved Pfizer-BioNTech COVID-19 vaccine, paving the way for its imminent rollout across the country.

c. Lockdown & Restrictions

- (1) Switzerland has ordered restaurants, bars and shops to close down from 7pm across country.

d. Research

- (1) Scientists have said that they had identified genetic variants that made patients more likely to develop severe COVID-19.

2. National

a. COVID Status

- (1) National positivity ratio was recorded at 7.97 %.
- (2) Pakistan has reported 1,792 COVID recoveries during last 24 hours.

b. Vent Status

- (1) 355 patients are on ventilators.
- (2) **67% vents allocated for COVID patients in Multan have been occupied.** (67% day before yesterday)
- (3) 51% vents allocated for COVID patients in ICT have been occupied. (51% day before yesterday)
- (4) Vent occupancy in Lahore has been reported at 36%. (35% day before yesterday)
- (5) Vent occupancy in Peshawar has been reported at 31%. (40% day before yesterday)

c. Oxygen Status

- (1) **61% beds allocated for COVID patients in Peshawar have been occupied** (60% day before yesterday)

- (2) **56% beds allocated for COVID patients in Rawalpindi have been occupied (56% day before yesterday)**
- (3) 50% beds allocated for COVID patients in Multan have been occupied (50% day before yesterday)
- (4) 48% beds allocated for COVID patients in ICT & Peshawar have been occupied. (60% day before yesterday)

d. **HCW (Health Care Workers) Status**

- (1) 64 new cases have been reported in HCWs, increasing the total to 11,390 while 10,402 have recovered. (947 active cases)
- (2) Most cases in HCWs has been reported by Sindh 3,367.
- (3) 109 deaths have been reported amongst HCWs (76 doctors, 1 Medical student, 2 nurses, 30 paramedic staff).

e. **Age wise distribution of COVID cases**

- (1) 75.2% of confirmed cases are below 50 years.
- (2) 77.5% of deceased cases are above 51 years.
- (3) 4,752 death have been reported in age group from 51 - 70 accounting to 54 % of total deaths.

f. **COVID Mortality (71 x Deaths)**

- (1) 66 (93%) deaths have occurred in hospitals.
- (2) 36 deaths have been reported by Punjab, most by any province.
- (3) CFR was reported at 2.0 %.
- (4) 82 % deceased suffered from co-morbidities.