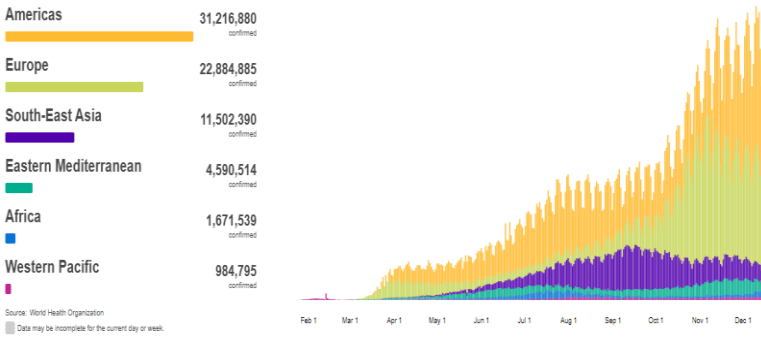
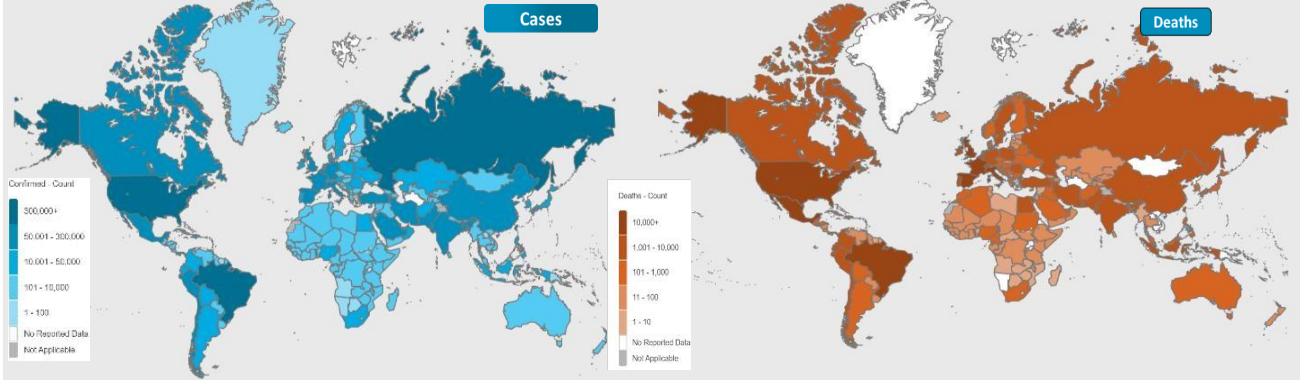




NATIONAL COMMAND AND OPERATIONS CENTRE SITUATION REPORT PART - I

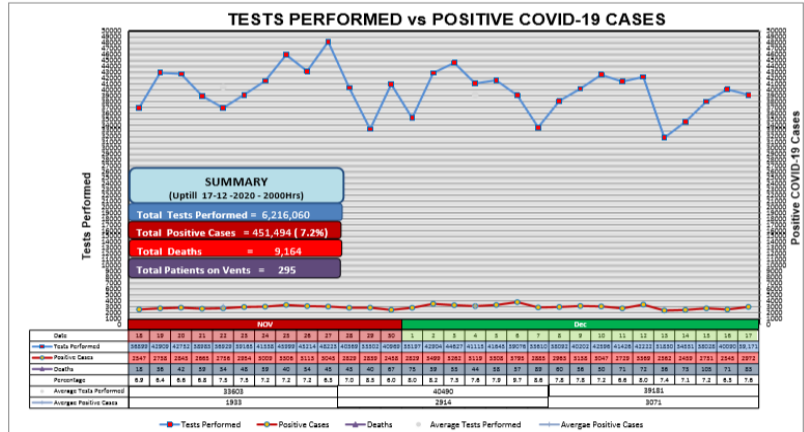
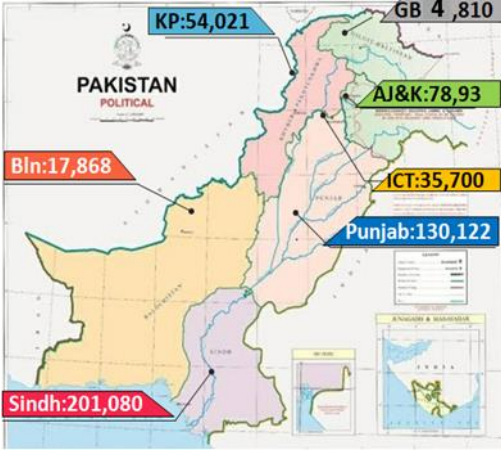
Global Update

Issued: 2:00 PM
18th Dec 2020



	Countries	Cases	Cases Last 24 Hrs	Deaths	Deaths Last 24 Hrs	Ranking	Ranking Change
Global	Overall	75,260,831	+721,756	1,667,440	+12,830	-	
	USA	17,626,770	+230,582	317,928	+3,277	1	↔
	Brazil	7,111,527	+68,832	184,876	+1,054	3	↔
	France	2,427,316	+18,254	59,619	+258	5	↔
	Russia	2,762,668	+28,214	49,151	+587	4	↔
	Spain	1,805,633	+11,081	48,777	+181	9	↔
	UK	1,948,660	+35,383	66,052	+532	7	↔
Regional	India	9,977,834	+26,762	144,829	+342	2	↔
	Iran	1,138,530	+7,453	53,095	+212	15	↔
	Bangladesh	496,975	+1,137	7,192	+36	26	↔
	Pakistan	451,494	2,972	9,164	+83	29	↔
Afghanistan	50,202	+232	2,032	+15	89	↔	

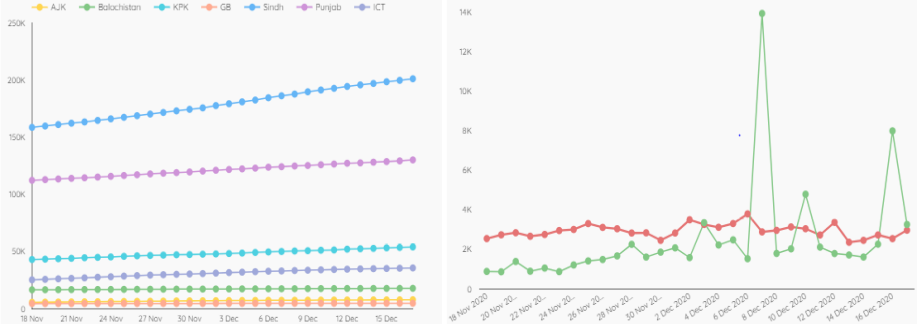
Pakistan COVID Update



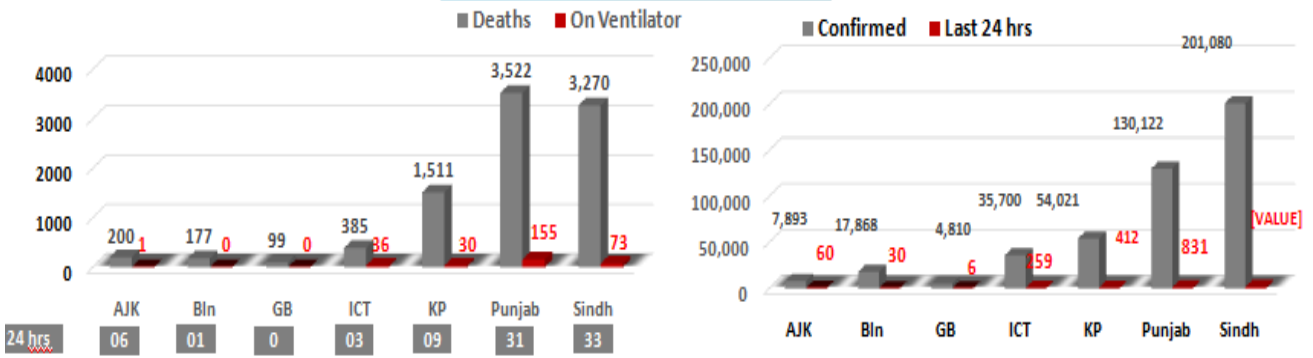
Province-Wise COVID Cases

Provinces	Lab Tests		Lab Confirmed Cases		
	Total Tests Conducted in Last 24 Hours	Total Tests Conducted till date	Previous	Last 24 hours	Cumulative
AJK	645	93,359	7,833	60	7,893
Balochistan	395	155,276	17,838	30	17,868
Gilgit Baltistan	367	61,381	4,804	06	4,810
ICT	4,755	764,455	35,441	259	35,700
KP	4,755	694,961	53,609	412	54,021
Punjab	15,395	2,255,275	129,291	831	130,122
Sindh	12,859	2,191,353	199,706	1,374	201,080
Total	39,171	6,216,060	448,522	2,972	451,494

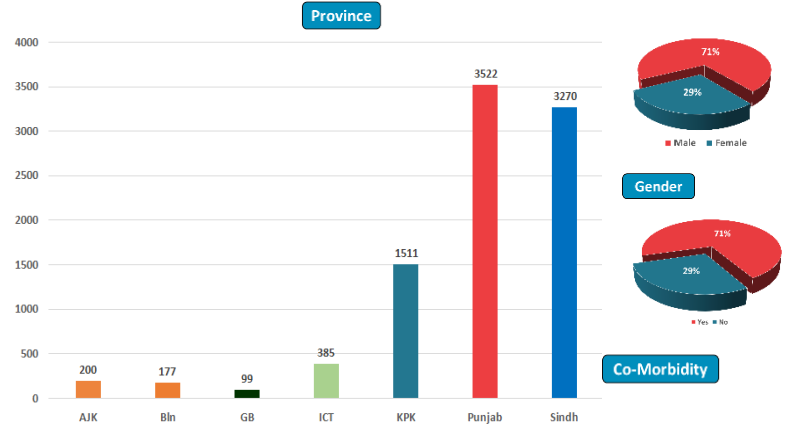
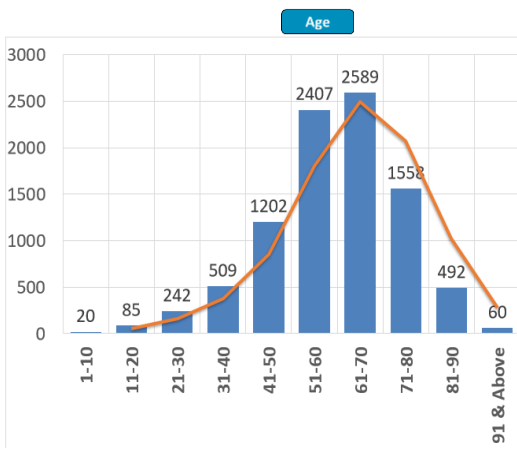
Cases Vs Recovery



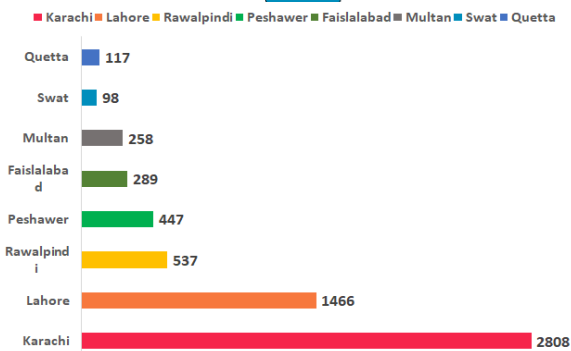
Clinical Status of COVID



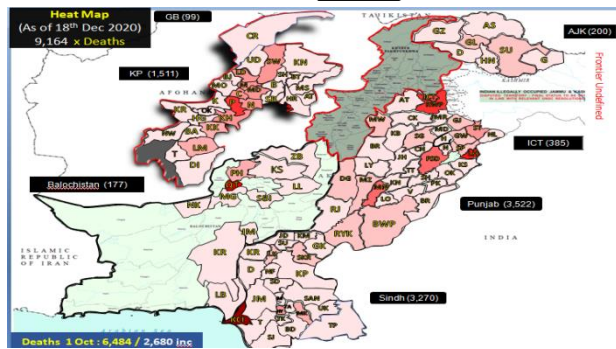
Death Analysis



Deaths

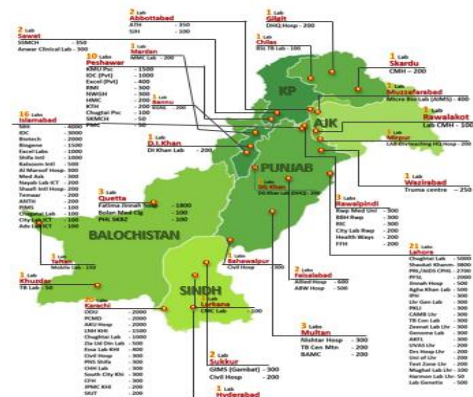
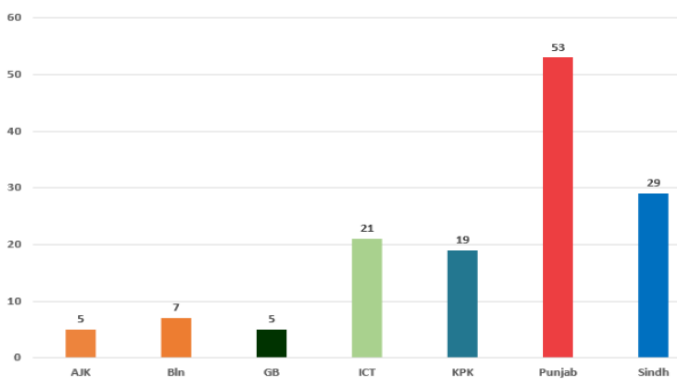


Heat Map



Testing Facility

- Total Functioning Labs in Pakistan - 139
- Total Testing Capacity - 54,519
- Testing Conducted Last 24 hrs - 39,171



1. **International**

a. **COVID Status**

- (1) 75,260,467 COVID cases & 1,667,435 deaths have been reported across the globe.
- (2) Turkey's daily coronavirus death toll hit a record high of 243 in the last 24 hours
- (3) Coronavirus cases in the Netherlands rose by nearly 13,000 in 24 hours, hitting a new record for the second day in a row.

b. **Vaccine**

- (1) Saudi Arabia started its three-phase COVID-19 vaccination programme on Thursday.
- (2) German health minister has said that European Union member states plan to start vaccinations against Covid-19 from 27 Dec.
- (3) Vietnamese pharmaceutical company began testing its coronavirus vaccine Nanogen's Nanocovax.

c. **Lockdown & Restrictions**

- (1) Poland will enter a national quarantine from 28 December to 17 January, entailing the closure of all hotels, ski slopes and shopping malls.
- (2) Bulgaria has decided to keep its secondary schools, shopping malls, restaurants, cafes and gyms closed until the end of January to contain COVID infections.

2. **National**

a. **COVID Status**

- (1) National positivity ratio was recorded at 7.58 %.
- (2) Pakistan has reported 3,261 COVID recoveries during last 24 hours.

b. **Vent Status**

- (1) 309 patients are on ventilators.
- (2) 44% vents allocated for COVID patients in ICT have been occupied. (46% day before yesterday)
- (3) 43% vents allocated for COVID patients in Multan have been occupied. (48% day before yesterday)
- (4) Vent occupancy in Lahore has been reported at 30%. (34% day before yesterday)

c. **Oxygen Status**

- (1) **60% beds allocated for COVID patients in Peshawar have been occupied** (64% day before yesterday)
- (2) 41% beds allocated for COVID patients in Rawalpindi have been occupied. (42% day before yesterday)
- (3) 39% beds allocated for COVID patients in Multan have been occupied (41% day before yesterday)
- (4) 39% beds allocated for COVID patients in ICT have been occupied. (32% day before yesterday)
- (5) 37% beds allocated for COVID patients in karachi have been occupied. (37% day before yesterday)

d. **HCW (Health Care Workers) Status**

- (1) 63 new cases have been reported in HCWs, increasing the total to 11,760 while 10,698 have recovered. (957 active cases)
- (2) Most cases in HCWs has been reported by Sindh 3,677.
- (3) 110 deaths have been reported amongst HCWs (76 doctors, 1 Medical student, 2 nurses, 31 paramedic staff).

e. **Age wise distribution of COVID cases**

- (1) 75.1% of confirmed cases are below 50 years.
- (2) 77.5% of deceased cases are above 51 years.
- (3) 4,955 death have been reported in age group from 51 - 70 accounting to 54 % of total deaths.

f. **COVID Mortality (71 x Deaths)**

- (1) 66 (93%) deaths have occurred in hospitals.
- (2) 39 deaths have been reported by Punjab, most by any province.
- (3) CFR was reported at 2.78 %.
- (4) 82 % deceased suffered from co-morbidities.