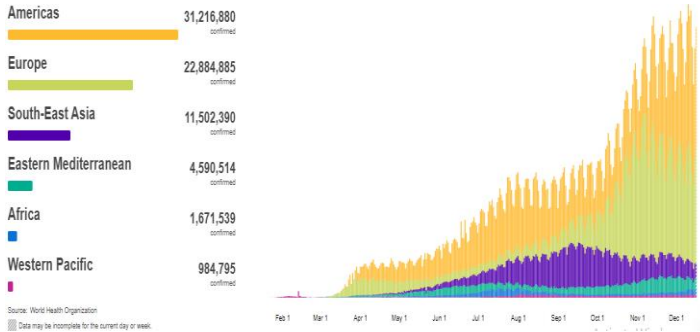
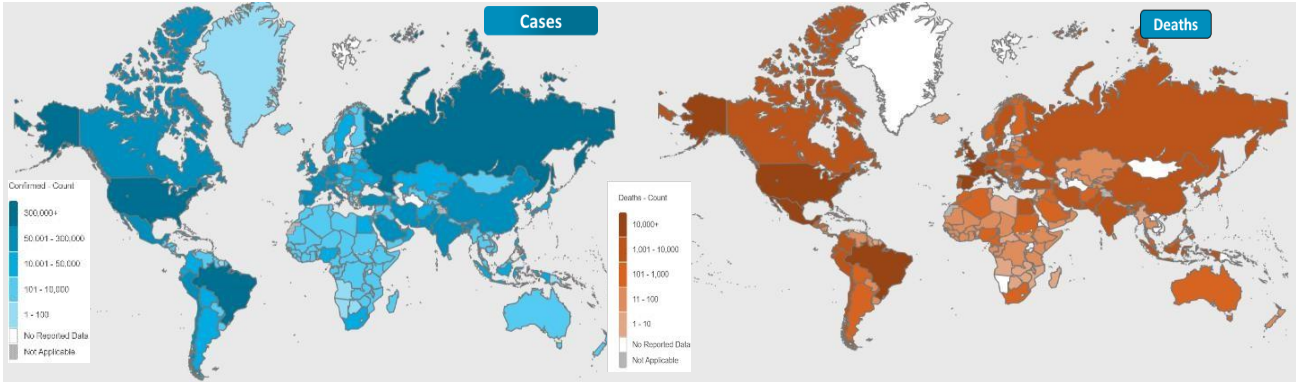




NATIONAL COMMAND AND OPERATIONS CENTRE SITUATION REPORT PART - I

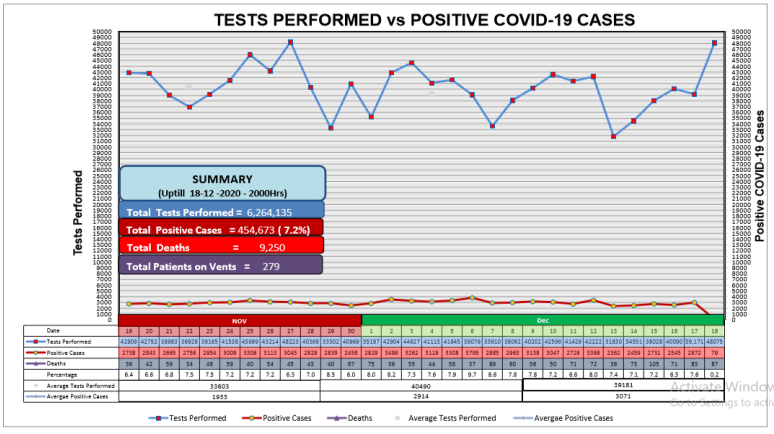
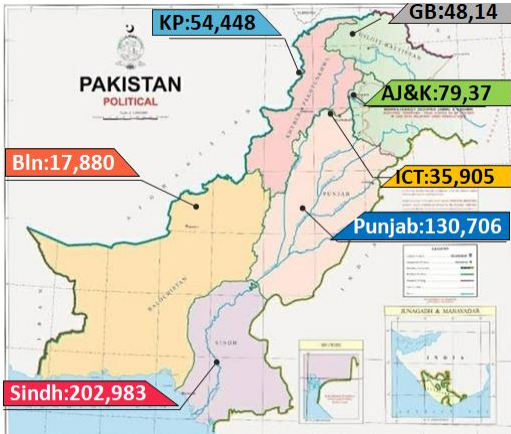
Global Update

Issued: 2:00 PM
19th Dec 2020



	Countries	Cases	Cases Last 24 Hrs	Deaths	Deaths Last 24 Hrs	Ranking	Ranking Change
Overall		75,991,722	+716,922	1,680,299	+12,345	-	
Global	USA	17,888,353	+254,680	320,845	+2,794	1	↔
	Brazil	7,163,912	+52,385	185,687	+811	3	↔
	France	2,442,990	+15,674	60,229	+374	5	↔
	Russia	2,791,220	+28,552	49,762	+611	4	↔
	Spain	1,817,448	+11,815	48,926	+149	9	↔
Regional	UK	1,977,167	+28,507	66,541	+489	7	↔
	India	10,004,825	+26,991	145,171	+342	2	↔
	Iran	1,145,651	+7,121	53,273	+178	15	↔
	Bangladesh	498,293	+1,318	7,217	+25	26	↔
	Pakistan	+454,673	3,179	9,250	+87	29	↔
Afghanistan	50,445	+243	2,037	+5	89	↔	

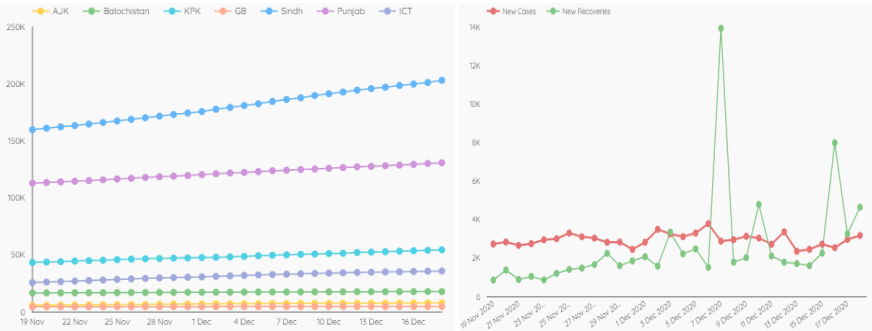
Pakistan COVID Update



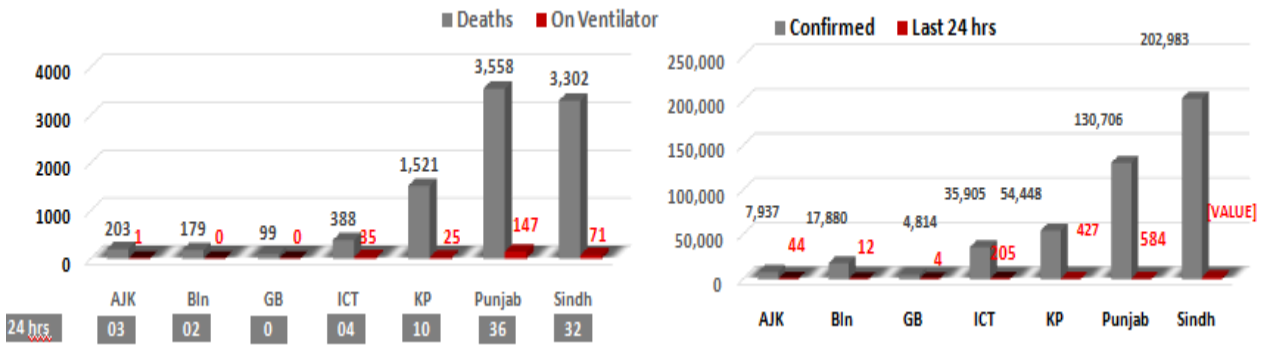
Province-Wise COVID Cases

Provinces	Lab Tests		Lab Confirmed Cases		
	Total Tests Conducted in Last 24 Hours	Total Tests Conducted till date	Previous	Last 24 hours	Cumulative
AJK	589	93,948	7,893	44	7,937
Balochistan	337	155,613	17,868	12	17,880
Gilgit Baltistan	373	61,754	4,810	04	4,814
ICT	5,749	770,204	35,700	205	35,905
KP	5,213	700,174	54,021	427	54,448
Punjab	15,133	2,270,408	130,122	584	130,706
Sindh	20,681	2,212,034	201,080	1,903	202,983
Total	48,075	6,264,135	451,494	3,179	454,673

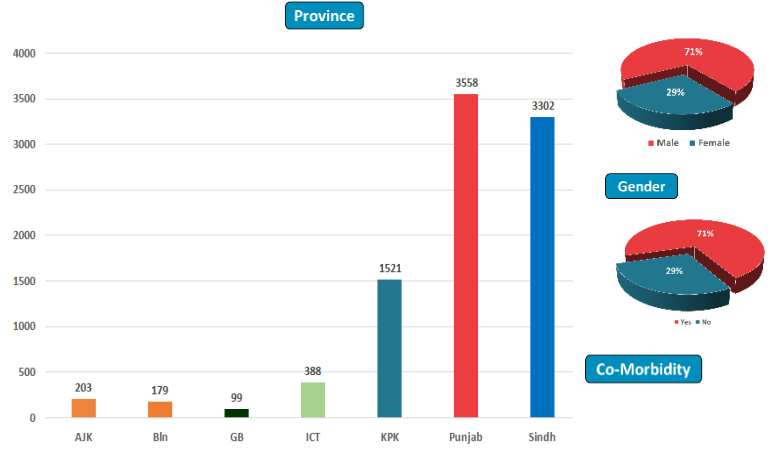
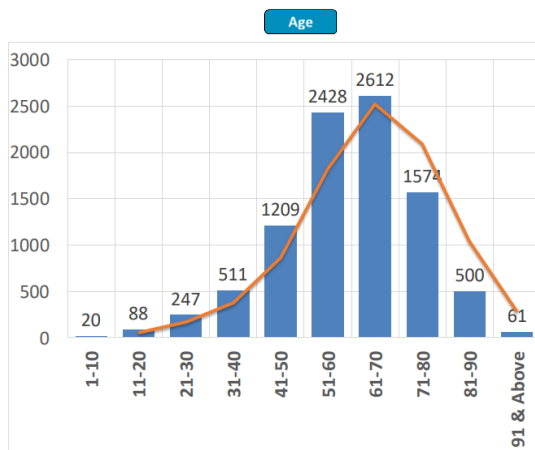
Cases Vs Recovery



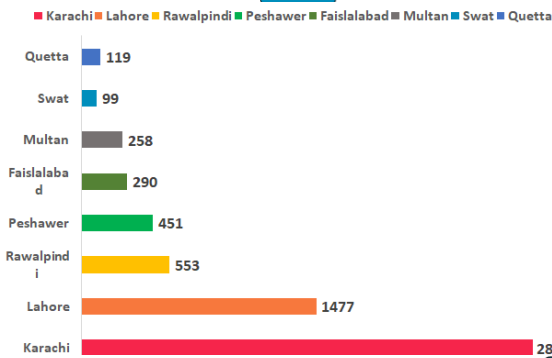
Clinical Status of COVID



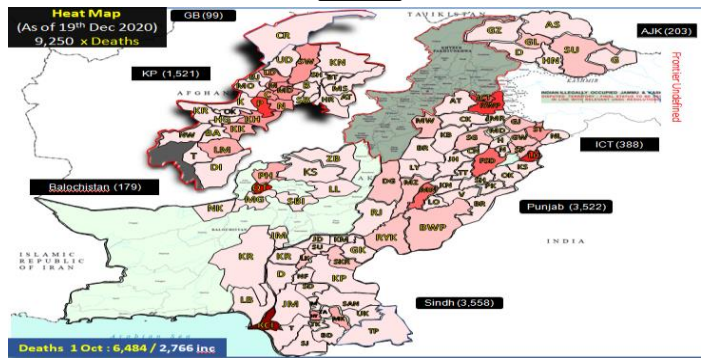
Death Analysis



Deaths

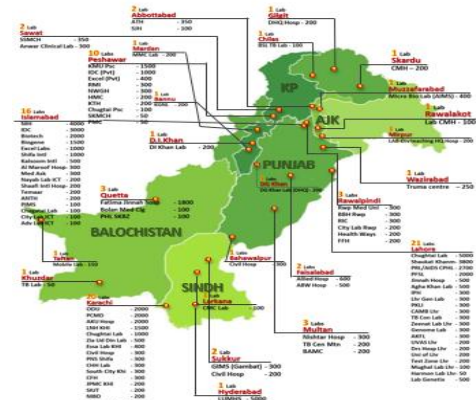
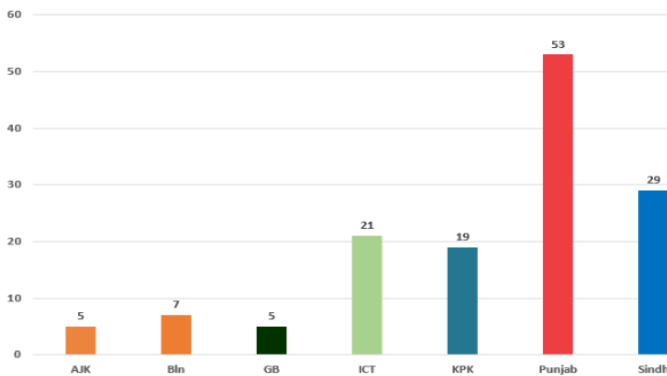


Heat Map



Testing Facility

- Total Functioning Labs in Pakistan - 139
- Total Testing Capacity - 54,519
- Testing Conducted Last 24 hrs - 48,075



1. International

a. COVID Status

(1) 75,992,772 COVID cases & 1,680,357 deaths have been reported across the globe.

b. Vaccine

(1) Oxford University's Covid-19 vaccine candidate has a better immune response when a two full-dose regime is used rather than a full-dose followed by a half-dose booster.

(2) US FDA advisory panel have voted to recommend the approval of Moderna's COVID vaccine for emergency use.

c. Lockdown & Restrictions

(1) Australian officials have declared Sydney's northern beaches a COVID hotspots as a cluster of new cases have emerged triggering restrictions on domestic travel.

d. Research

(1) Researchers in Singapore Obstetrics and Gynaecology Research Network have said that Babies born to COVID-19 mothers have antibodies, however level of protection that antibodies offer is still unclear.

2. National

a. COVID Status

(1) National positivity ratio was recorded at 6.61 %.

(2) Pakistan has reported 4,649 COVID recoveries during last 24 hours.

b. Vent Status

(1) 295 patients are on ventilators.

(2) 45% vents allocated for COVID patients in Multan have been occupied. (43% day before yesterday)

(3) 42% vents allocated for COVID patients in ICT have been occupied. (44% day before yesterday)

(4) Vent occupancy in Lahore has been reported at 34%. (30% day before yesterday)

c. Oxygen Status

(1) **60% beds allocated for COVID patients in Peshawar have been occupied** (60% day before yesterday)

(2) 40% beds allocated for COVID patients in Rawalpindi have been occupied. (41% day before yesterday)

- (3) 39% beds allocated for COVID patients in Multan have been occupied (39% day before yesterday)
- (4) 38% beds allocated for COVID patients in ICT have been occupied. (39% day before yesterday)
- (5) 35% beds allocated for COVID patients in Karachi have been occupied. (37% day before yesterday)

d. **HCW (Health Care Workers) Status**

- (1) 56 new cases have been reported in HCWs, increasing the total to 11,816 while 10,984 have recovered. (722 active cases)
- (2) Most cases in HCWs has been reported by Sindh 3,720.
- (3) 110 deaths have been reported amongst HCWs (76 doctors, 1 Medical student, 2 nurses, 31 paramedic staff).

e. **Age wise distribution of COVID cases**

- (1) 75.1% of confirmed cases are below 50 years.
- (2) 77.5% of deceased cases are above 51 years.
- (3) 4,996 death have been reported in age group from 51 - 70 accounting to 54 % of total deaths.

f. **COVID Mortality (83 x Deaths)**

- (1) 74 (89%) deaths have occurred in hospitals.
- (2) 33 deaths have been reported by Sindh, most by any province.
- (3) CFR was reported at 2.79 %.
- (4) 64 % deceased suffered from co-morbidities.