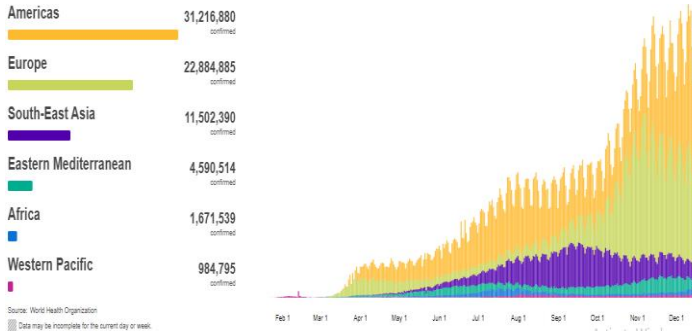
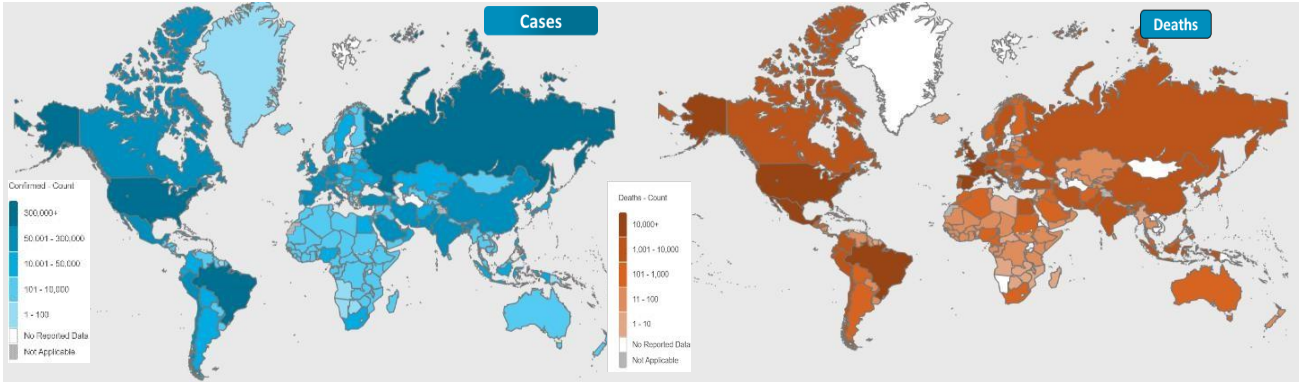




NATIONAL COMMAND AND OPERATIONS CENTRE SITUATION REPORT PART - I

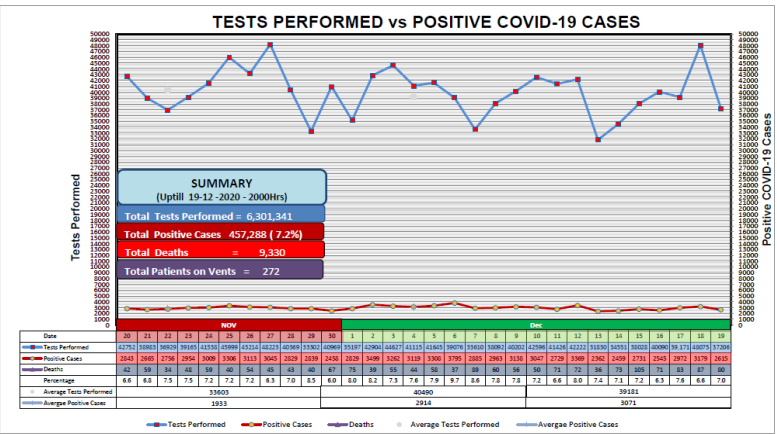
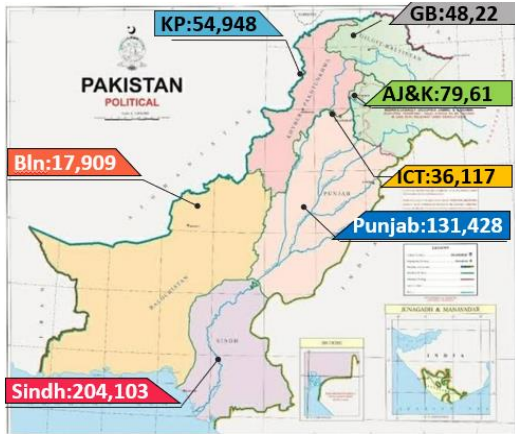
Global Update

Issued: 2:00 PM
20th Dec 2020



	Countries	Cases	Cases Last 24 Hrs	Deaths	Deaths Last 24 Hrs	Ranking	Ranking Change
Global	Overall	76,605,821	+613,044	1,691,155	+10,795	-	
	USA	18,078,009	+189,650	323,404	+2,559	1	↔
	Brazil	7,213,155	+49,243	186,356	+669	3	↔
	France	2,460,555	+17,565	60,418	+189	5	↔
	Russia	2,819,429	+28,209	50,347	+585	4	↔
	Spain	1,817,448		48,926		9	↔
	UK	2,004,219	+27,052	67,075	+534	7	↔
Regional	India	10,031,659	+26,834	145,513	+342	2	↔
	Iran	1,152,072	+6,421	53,448	+175	15	↔
	Bangladesh	499,560	+1,267	7,242	+25	27	↓
	Pakistan	457,288	2,615	9,330	+80	29	↔
	Afghanistan	50,536	+91	2,054	+17	89	↔

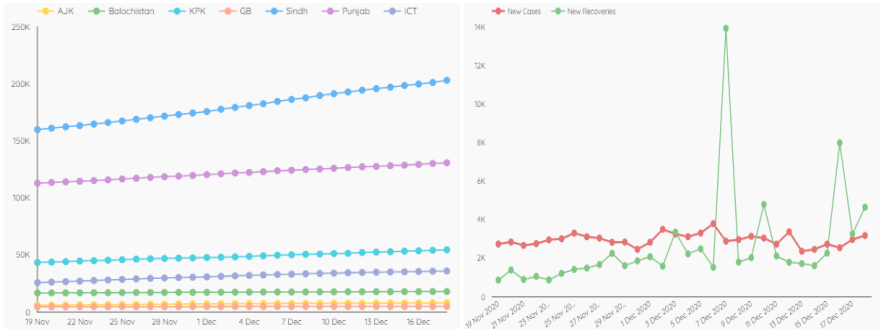
Pakistan COVID Update



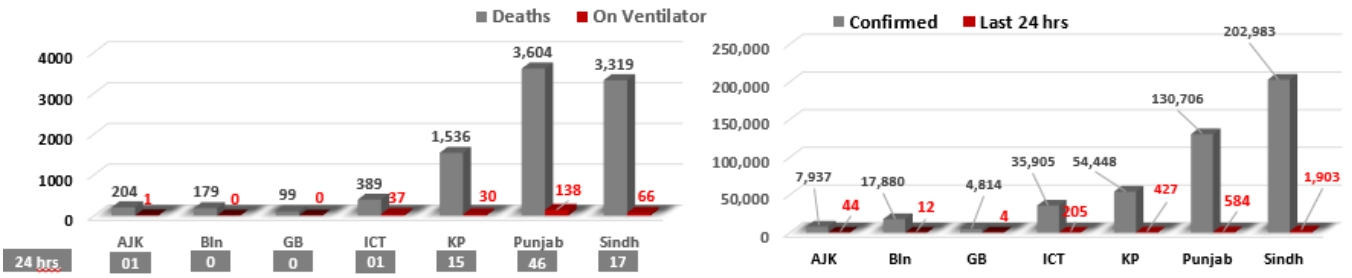
Province-Wise COVID Cases

Provinces	Lab Tests		Lab Confirmed Cases		
	Total Tests Conducted In Last 24 Hours	Total Tests Conducted till date	Previous	Last 24 hours	Cumulative
AJK	481	94,429	7,937	24	7,961
Balochistan	428	156,041	17,880	29	17,909
Gilgit Balistan	412	62,166	4,814	08	4,822
ICT	5,403	775,607	35,905	212	36,117
KP	5,488	705,662	54,448	500	54,948
Punjab	14,622	2,285,030	130,706	722	131,428
Sindh	10,372	2,222,406	202,983	1,120	204,103
Total	37,206	6,301,341	454,673	2,615	457,288

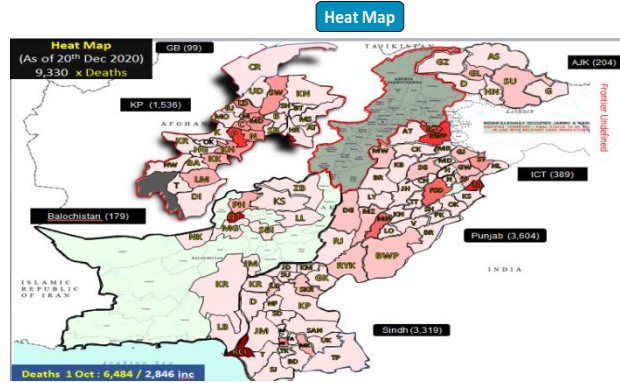
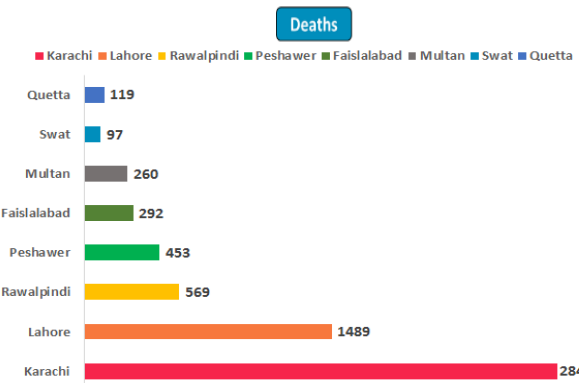
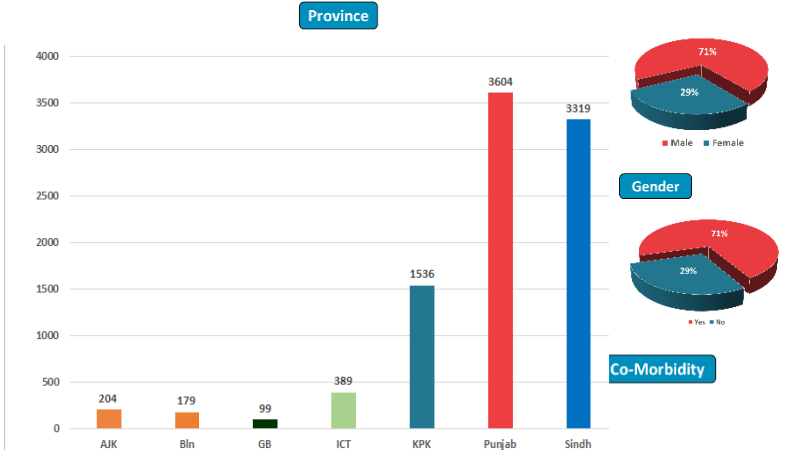
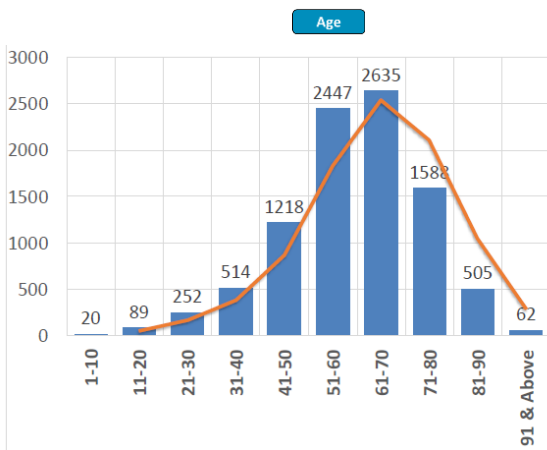
Cases Vs Recovery



Clinical Status of COVID

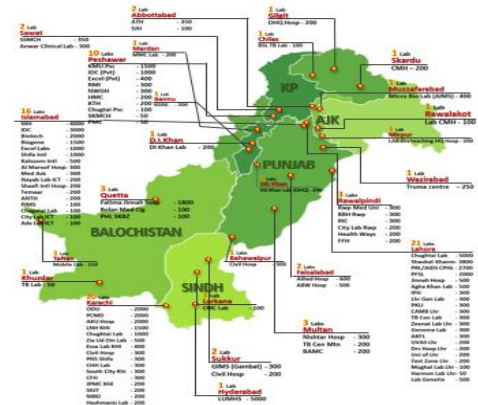
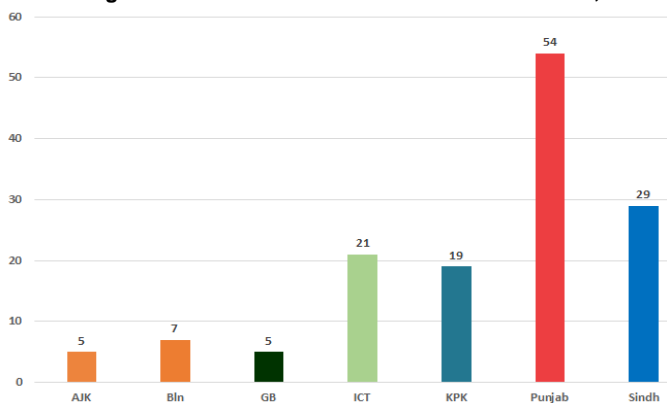


Death Analysis



Testing Facility

- Total Functioning Labs in Pakistan - 140
- Total Testing Capacity - 54,519
- Testing Conducted Last 24 hrs - 37,206



1. International

a. COVID Status

- (1) 76,605,823 COVID cases & 1,691,155 deaths have been reported across the globe.
- (2) India has crossed 10 million coronavirus infection mark.

b. Vaccine

- (1) Switzerland has authorized Pfizer / BioNTech COVID-19 vaccine.
- (2) Malaysia has said it expects to receive the first batch of the COVID-19 vaccine jointly developed by Pfizer and BioNTech in February.
- (3) US FDA is investigating five allergic reactions that occurred after people were administered Pfizer Inc and BioNTech COVID-19 vaccine.

c. Research

- (1) England's Chief Medical Officer has said that new strain of COVID-19 identified in the UK can spread more quickly and urgent work is under way to confirm that it does not cause a higher mortality rate.
- (2) South African health minister has said that they have identified a new variant of COVID vaccine that is driving a second wave of infections.

2. National

a. COVID Status

- (1) National positivity ratio was recorded at 7.02 %.
- (2) Pakistan has reported 2,904 COVID recoveries during last 24 hours.

b. Vent Status

- (1) 279 patients are on ventilators.
- (2) 46% vents allocated for COVID patients in Multan have been occupied. (45% day before yesterday)
- (3) 41% vents allocated for COVID patients in ICT have been occupied. (42% day before yesterday)
- (4) Vent occupancy in Lahore has been reported at 34%. (34% day before yesterday)

c. Oxygen Status

- (1) **59% beds allocated for COVID patients in Peshawar have been occupied** (60% day before yesterday)
- (2) 42% beds allocated for COVID patients in ICT have been occupied. (38% day before yesterday)

- (3) 40% beds allocated for COVID patients in Rawalpindi have been occupied. (40% day before yesterday)
- (4) 39% beds allocated for COVID patients in Abbottabad have been occupied (30% day before yesterday)
- (5) 38% beds allocated for COVID patients in Multan have been occupied (39% day before yesterday)
- (6) 34% beds allocated for COVID patients in Karachi have been occupied. (35% day before yesterday)

d. **HCW (Health Care Workers) Status**

- (1) 80 new cases have been reported in HCWs, increasing the total to 11,896 while 11,038 have recovered. (748 active cases)
- (2) Most cases in HCWs has been reported by Sindh 3,7.
- (3) 110 deaths have been reported amongst HCWs (76 doctors, 1 Medical student, 2 nurses, 31 paramedic staff).

e. **Age wise distribution of COVID cases**

- (1) 75.1% of confirmed cases are below 50 years.
- (2) 77.5% of deceased cases are above 51 years.
- (3) 5040 deaths have been reported in age group from 51 - 70 accounting to 54 % of total deaths. (44 deaths reported in age group from 51 - 70 during last 24 hours)

f. **COVID Mortality (87 x Deaths)**

- (1) 74 (85%) deaths have occurred in hospitals.
- (2) 36 deaths have been reported by Punjab, most by any province.
- (3) CFR was reported at 2.72 %.
- (4) 77 % deceased suffered from co-morbidities.