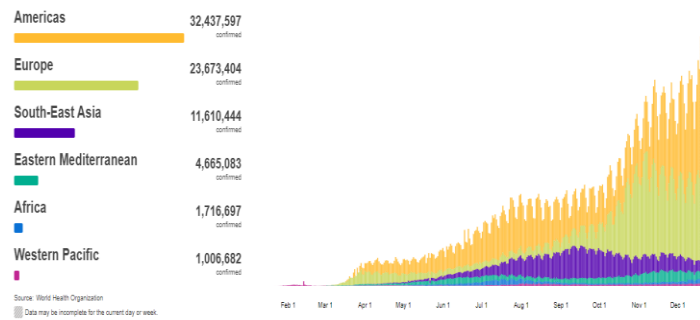
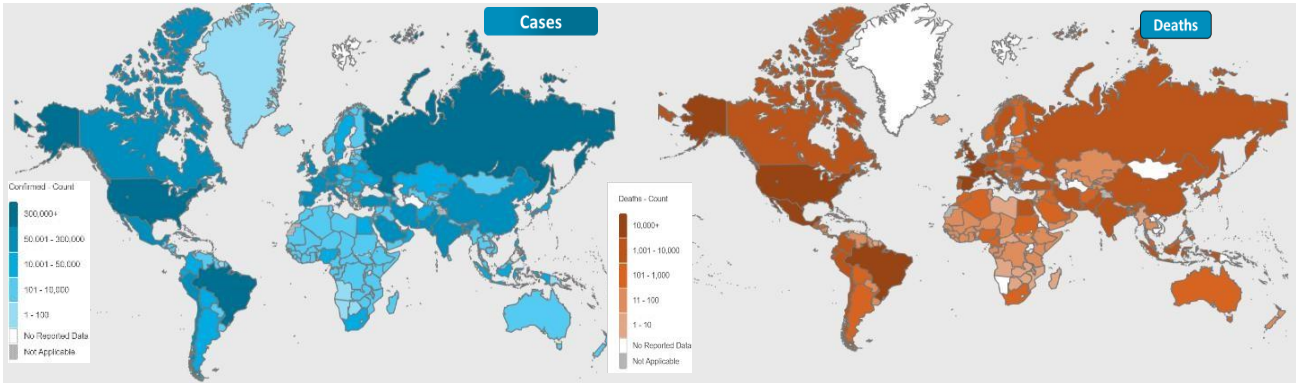




NATIONAL COMMAND AND OPERATIONS CENTRE SITUATION REPORT PART - I

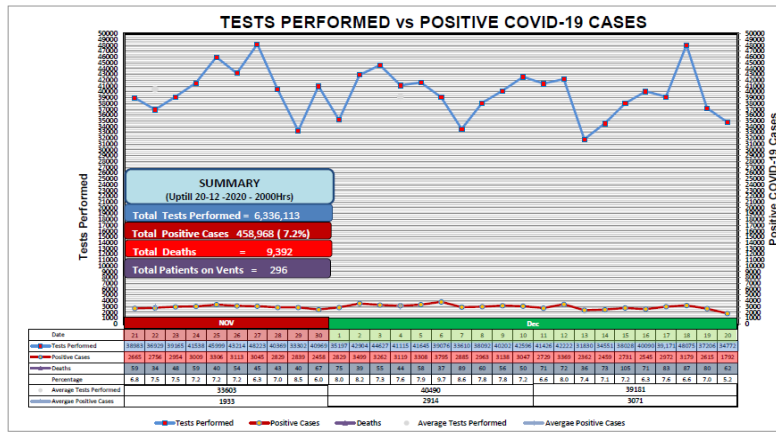
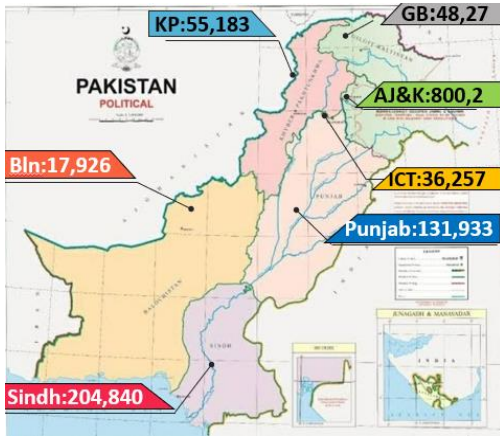
Global Update

Issued: 2:00 PM
21th Dec 2020



	Countries	Cases	Cases Last 24 Hrs	Deaths	Deaths Last 24 Hrs	Ranking	Ranking Change
Global	Overall	77,158,924	+546,756	1,699,147	+7,941	-	
	USA	18,267,579	+183,223	324,869	+1,414	1	↔
	Brazil	7,238,600	+25,445	186,773	+417	3	↔
	France	2,473,354	+12,799	60,549	+131	5	↔
	Russia	2,848,377	+28,948	50,858	+511	4	↔
	Spain	1,817,448		48,926		9	↔
Regional	UK	2,040,147	+35,928	67,401	+326	6	↓
	India	10,056,248	+24,589	145,843	+330	2	↔
	Iran	1,158,384	+6,312	53,625	+177	15	↔
	Bangladesh	500,713	+1,153	7,280	+38	27	↔
	Pakistan	458,968	+1,792	9,392	+62	29	↔
	Afghanistan	50,677	+141	2,110	+56	89	↔

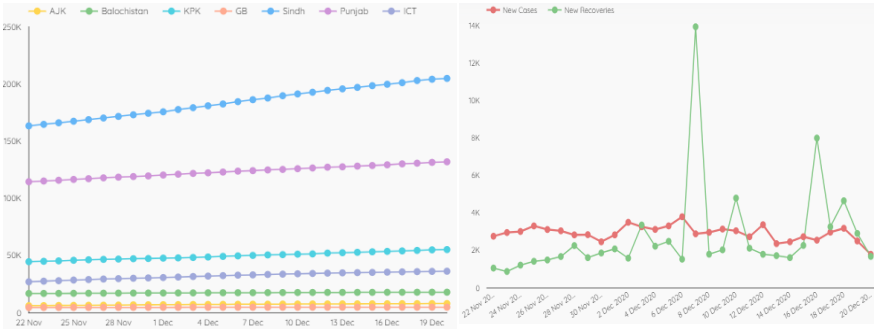
Pakistan COVID Update



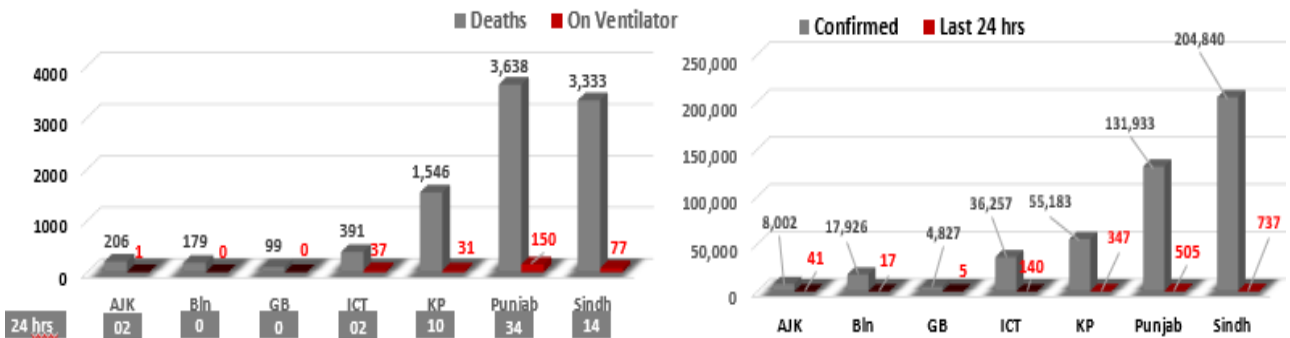
Province-Wise COVID Cases

Provinces	Lab Tests		Lab Confirmed Cases		
	Total Tests Conducted In Last 24 Hours	Total Tests Conducted till date	Previous	Last 24 hours	Cumulative
AJK	497	94,926	7,961	41	8,002
Balochistan	356	156,397	17,909	17	17,926
Gilgit Baltistan	409	62,575	4,822	05	4,827
ICT	3,916	779,523	36,117	140	36,257
KP	5,415	711,077	54,836	347	55,183
Punjab	14,857	2,299,887	131,428	505	131,933
Sindh	9,322	2,231,728	204,103	737	204,840
Total	34,772	6,336,113	457,176	1,792	458,968

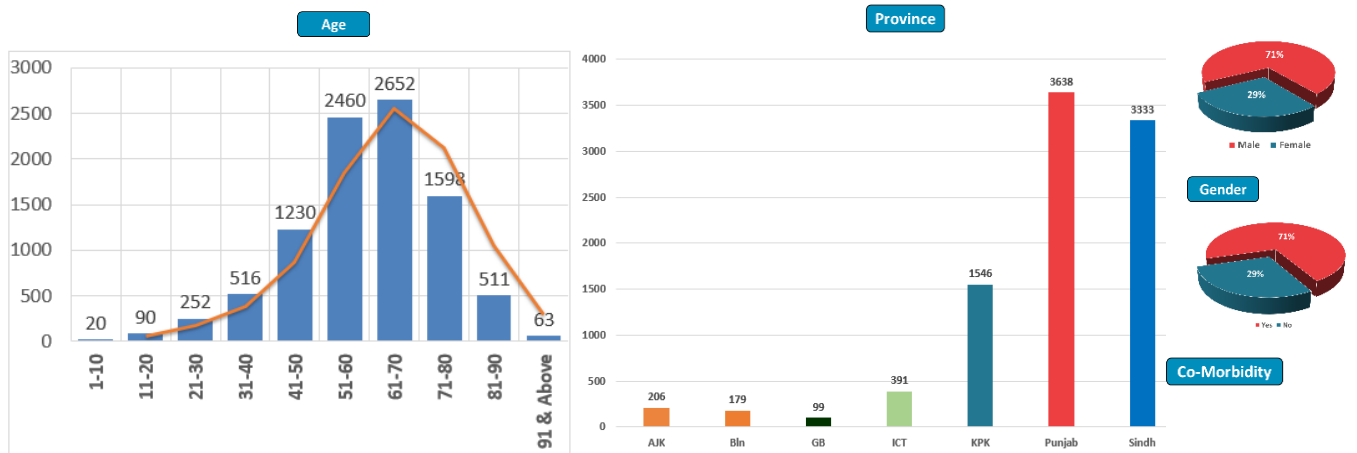
Cases Vs Recovery



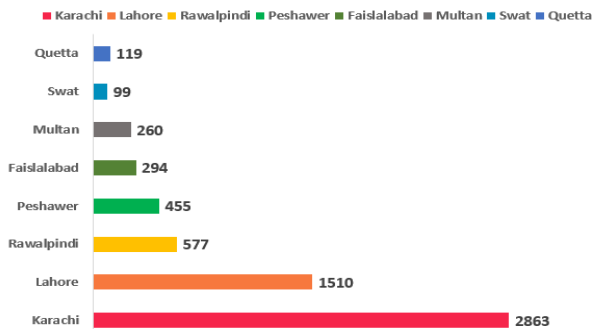
Clinical Status of COVID



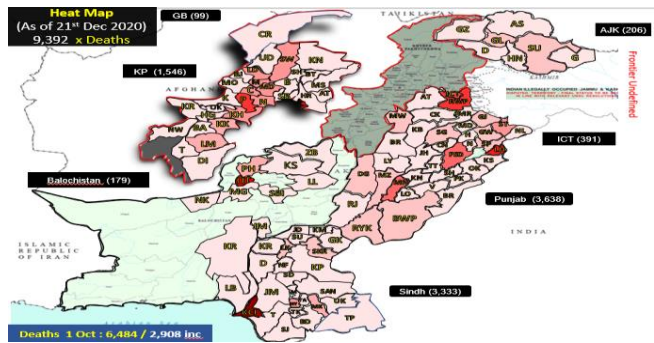
Death Analysis



Deaths

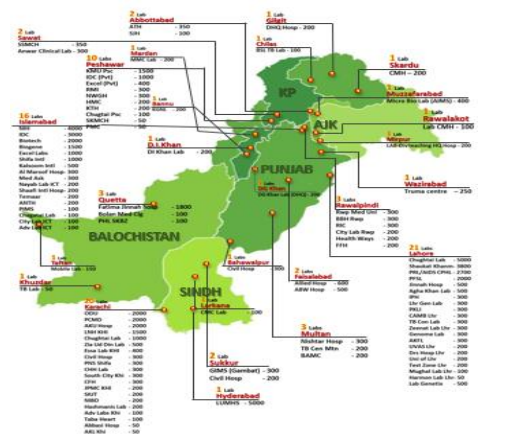
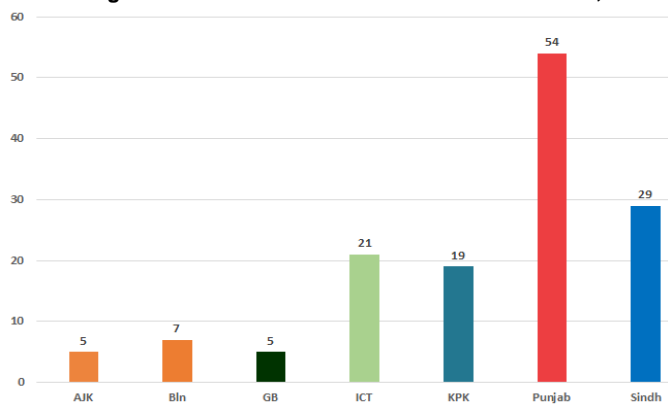


Heat Map



Testing Facility

- Total Functioning Labs in Pakistan - 140
- Total Testing Capacity - 54,319
- Testing Conducted Last 24 hrs - 34,772



1. International

a. COVID Status

- (1) 77,158,924 COVID cases & 1,699,147 deaths have been reported across the globe.
- (2) Canada has surpassed 500,000 COVID case mark.
- (3) Number of COVID-19 deaths in Russia have surpassed 50,000 mark.

b. Vaccine

- (1) Chile President has said that its Pfizer vaccine could start being deployed in as early as next week, Sebastian Pinera has said

c. Lockdown & Restrictions

- (1) Kuwait's has banned all flights from UK and added it in high-risk list of countries.
- (2) **Several EU nations have banned flights from UK to prevent the spread on new COVID strain.**
- (3) PM Boris Johnson has imposed lockdown on 16 Mn people in England and has reversed plans to ease curbs over Christmas.

d. Research / New Developments

- (1) **US Surgeon General has said that US health officials are monitoring the new strain of COVID-19 emerging in UK.**
- (2) UK PM and scientists have said that new strain of COVID in UK is up to 70 % more infectious but it is not thought to be more deadly and vaccines should still be effective.

2. National

a. COVID Status

- (1) National positivity ratio was recorded at 5.1%.
- (2) Pakistan has reported 4,584 COVID recoveries during last 24 hours.

b. Vent Status

- (1) 272 patients are on ventilators.
- (2) 46% vents allocated for COVID patients in Multan have been occupied. (46% day before yesterday)
- (3) 44% vents allocated for COVID patients in ICT have been occupied. (41% day before yesterday)
- (4) Vent occupancy in Lahore has been reported at 33%. (34% day before yesterday)

c. **Oxygen Status**

- (1) **58% beds allocated for COVID patients in Peshawar have been occupied** (59% day before yesterday)
- (2) 41% beds allocated for COVID patients in Abbottabad have been occupied (39% day before yesterday)
- (3) 40% beds allocated for COVID patients in Rawalpindi have been occupied. (40% day before yesterday)
- (4) 38% beds allocated for COVID patients in Multan have been occupied (38% day before yesterday)
- (5) 37% beds allocated for COVID patients in ICT have been occupied. (42% day before yesterday)
- (6) 34% beds allocated for COVID patients in Karachi have been occupied. (34% day before yesterday)

d. **HCW (Health Care Workers) Status**

- (1) 12 new cases have been reported in HCWs, increasing the total to 11,908 while 11,038 have recovered. (760 active cases)
- (2) Most cases in HCWs has been reported by Sindh 3,787.
- (3) 110 deaths have been reported amongst HCWs (76 doctors, 1 Medical student, 2 nurses, 31 paramedic staff).

e. **Age wise distribution of COVID cases**

- (1) 75.% of confirmed cases are below 50 years.
- (2) 77.6% of deceased cases are above 51 years.
- (3) 5082 deaths have been reported in age group from 51 - 70 accounting to 54 % of total deaths. (42 deaths reported in age group 51 - 70 during last 24 hours)

f. **COVID Mortality (80 x Deaths)**

- (1) 68 (85%) deaths have occurred in hospitals.
- (2) **46 deaths have been reported by Punjab, most by any province.**
- (3) **CFR of Punjab was reported at 6.37 %.**
- (4) National CFR was reported at 3.05 %.
- (5) 85 % deceased suffered from co-morbidities.