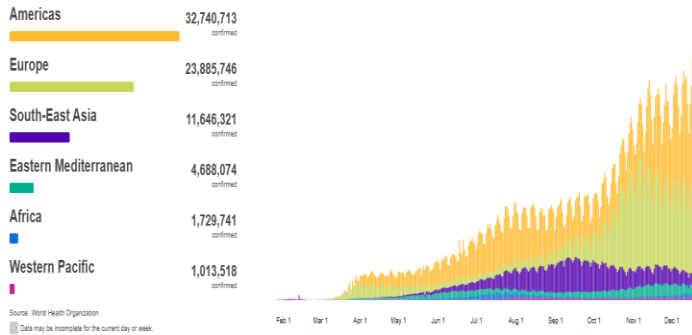
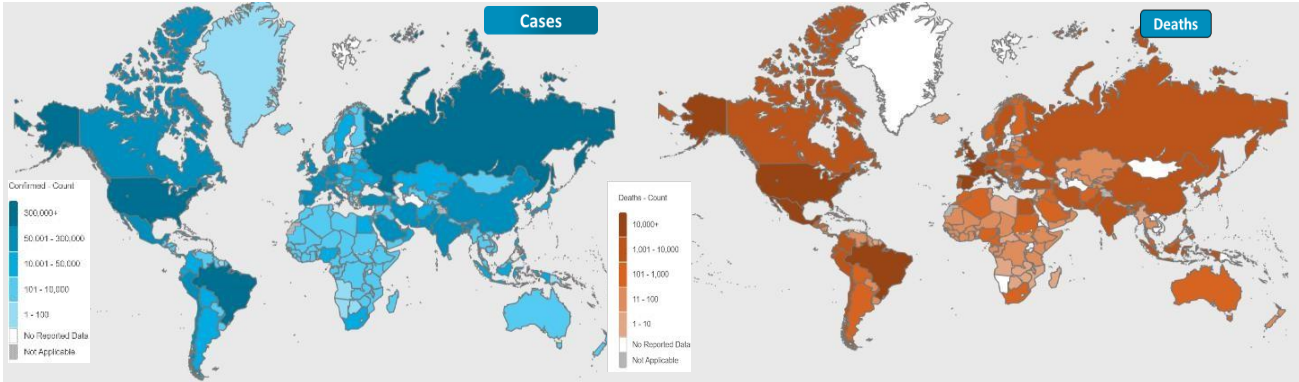




NATIONAL COMMAND AND OPERATIONS CENTRE SITUATION REPORT PART - I

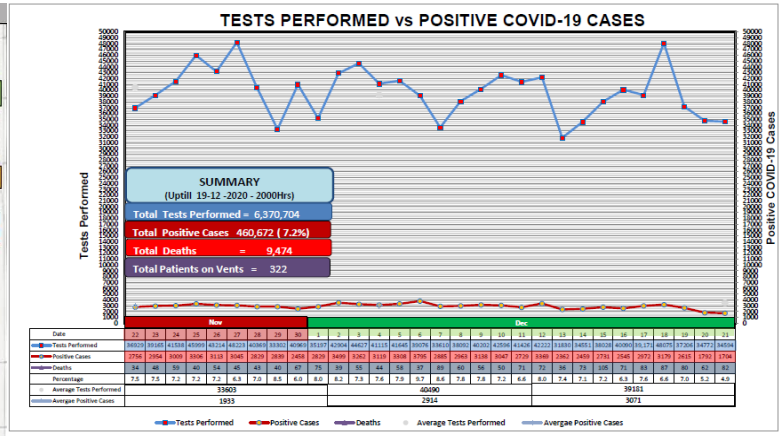
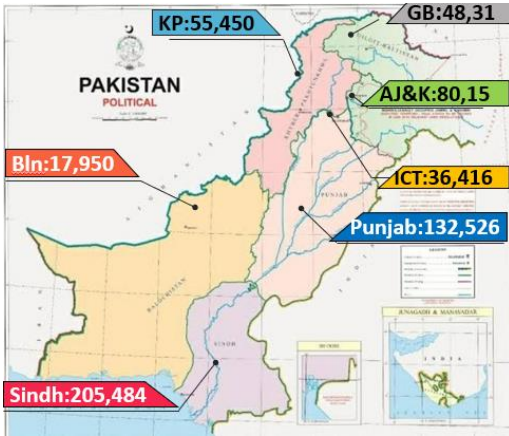
Global Update

Issued: 2:00 PM
22nd Dec 2020



	Countries	Cases	Cases Last 24 Hrs	Deaths	Deaths Last 24 Hrs	Ranking	Ranking Change
	Overall	77,707,166	+534,657	1,708,420	+8,909	-	
Global	USA	18,473,716	+200,109	326,772	+1,841	1	↔
	Brazil	7,264,221	+25,621	187,322	+549	3	↔
	France	2,479,151	+5,797	60,900	+351	5	↔
	Russia	2,877,727	+29,350	51,351	+493	4	↔
	Spain	1,830,110	+7,503	49,260	+112	9	↔
	UK	2,073,511	+33,364	67,616	+215	6	↔
Regional	India	10,075,422	+19,174	146,145	+302	2	↔
	Iran	1,164,535	+6,151	53,816	+191	15	↔
	Bangladesh	502,183	+1,470	7,312	+32	27	↔
	Pakistan	460,672	+1,704	9,474	+82	29	↔
	Afghanistan	50,888	+211	2,089		89	↔

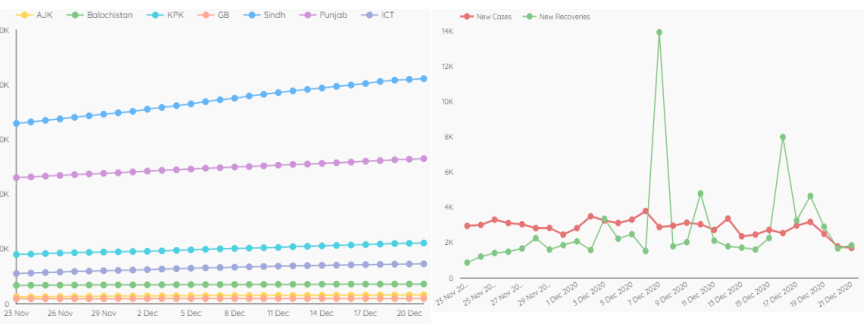
Pakistan COVID Update



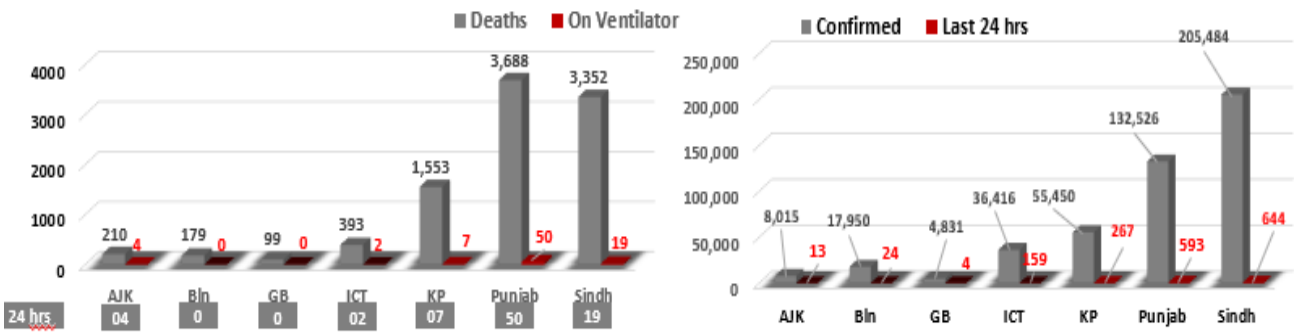
Province-Wise COVID Cases

Provinces	Lab Tests		Lab Confirmed Cases		
	Total Tests Conducted In Last 24 Hours	Total Tests Conducted till date	Previous	Last 24 hours	Cumulative
AJK	301	95,227	8,002	13	8,015
Balochistan	225	156,622	17,926	24	17,950
Gilgit Baltistan	402	62974	4,827	04	4,831
ICT	4,663	784,186	36,257	159	36,416
KP	4,707	715,784	55,183	267	55,450
Punjab	14,062	2,313,949	131,933	593	132,526
Sindh	10,234	2,241,962	204,840	644	205,484
Total	34,594	6,370,704	458,968	1,704	460,672

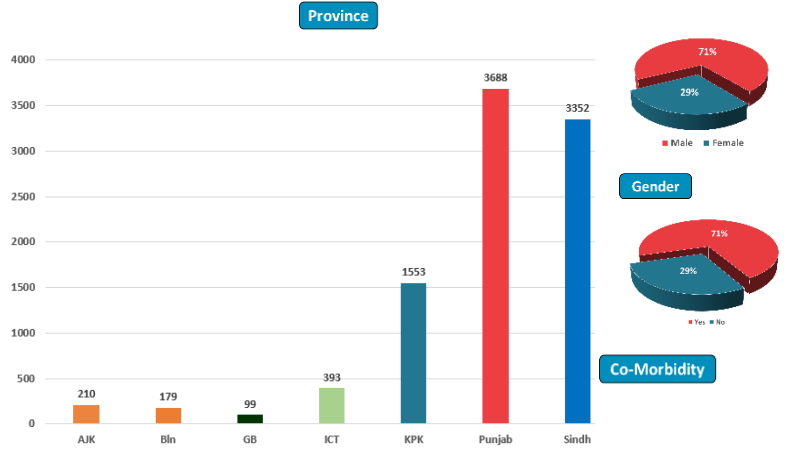
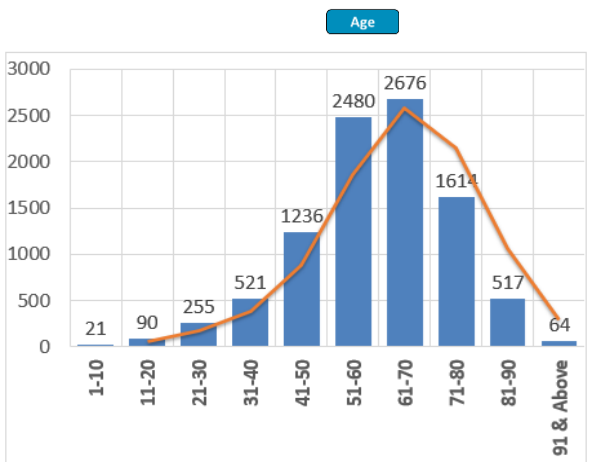
Cases Vs Recovery



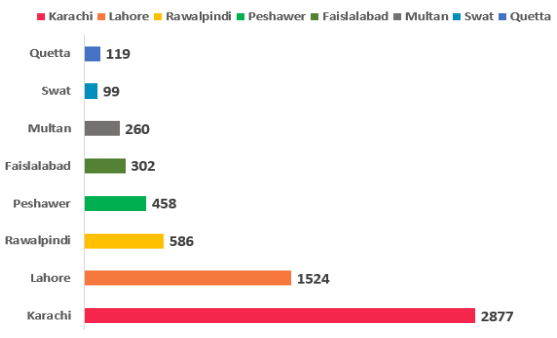
Clinical Status of COVID



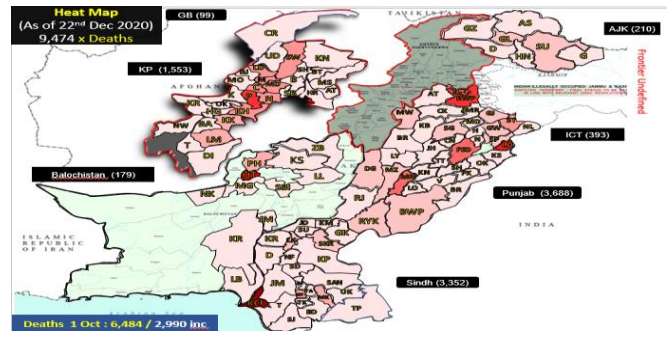
Death Analysis



Deaths

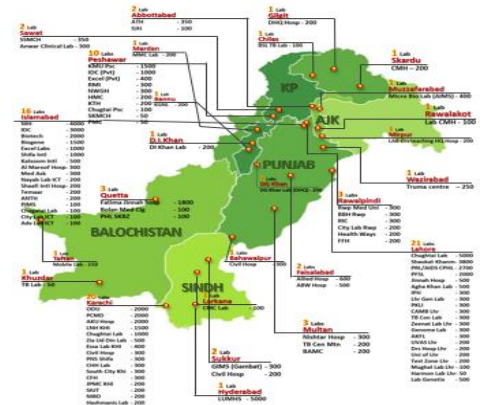
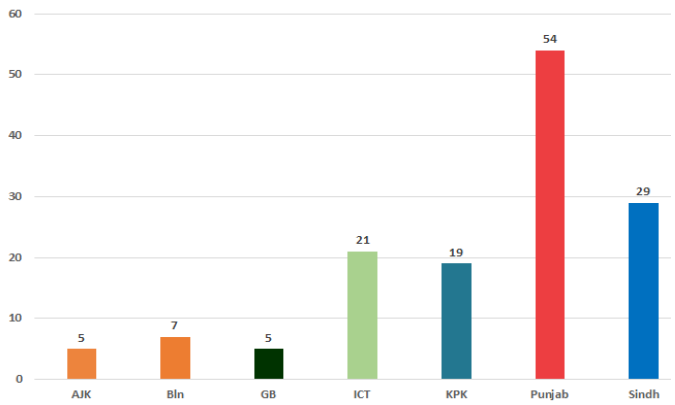


Heat Map



Testing Facility

- Total Functioning Labs in Pakistan - 140
- Total Testing Capacity - 54,319
- Testing Conducted Last 24 hrs - 34,594



1. International

a. COVID Status

(1) 77,707,166 COVID cases & 1,708,420 deaths have been reported across the globe.

b. Vaccine

(1) Europe's medicines regulator has approved the use of the COVID-19 vaccine jointly developed by US company Pfizer and its German partner BioNTech.

(2) More than 500,000 people have received their first dose of the vaccine

c. Lockdown & Restrictions

(1) **Five countries including Germany and Turkey bar South African flights over new COVID-19 variant.**

(2) **Sweden has decided to stop allowing in foreign travellers from Britain and Denmark to curb spread of new COVID strain.**

(3) **Sudan has decided to ban travellers from Britain, the Netherlands and South Africa to curb spread of new COVID strain.**

(4) **Tunisia has said that it had suspended all air travel with Britain, Australia and South Africa**

(5) Saudi Arabia has suspended all international flights amid second wave of COVID.

d. Research / New Developments

(1) Australia has said that it had detected cases of new fast-spreading coronavirus strain.

2. National

a. Senator Kalsoom Parveen has passed away from COVID.

b. Punjab CM Usman Buzdar tests positive for COVID.

c. COVID Status

(1) National positivity ratio was recorded at 4.92% %.

(2) Pakistan has reported 1,852 COVID recoveries during last 24 hours.

d. Vent Status

(1) 296 patients are on ventilators.

(2) 46% vents allocated for COVID patients in Multan have been occupied. (46% day before yesterday)

(3) 44% vents allocated for COVID patients in ICT have been occupied. (44% day before yesterday)

- (4) Vent occupancy in Lahore has been reported at 31%. (33% day before yesterday)

e. **Oxygen Status**

- (1) **58% beds allocated for COVID patients in Peshawar have been occupied** (58% day before yesterday)
- (2) 41% beds allocated for COVID patients in Rawalpindi have been occupied. (40% day before yesterday)
- (3) 39 % beds allocated for COVID patients in Abbottabad have been occupied (41% day before yesterday)
- (4) 39% beds allocated for COVID patients in Multan have been occupied (38% day before yesterday)
- (5) 37% beds allocated for COVID patients in ICT have been occupied. (37% day before yesterday)
- (6) 34% beds allocated for COVID patients in Karachi have been occupied. (34% day before yesterday)

f. **HCW (Health Care Workers) Status**

- (1) 84 new cases have been reported in HCWs, increasing the total to 11,992 while 11,152 have recovered. (730 active cases)
- (2) Most cases in HCWs has been reported by Sindh 3,860.
- (3) 110 deaths have been reported amongst HCWs (76 doctors, 1 Medical student, 2 nurses, 31 paramedic staff).

g. **Age wise distribution of COVID cases**

- (1) 75.% of confirmed cases are below 50 years.
- (2) 77.6% of deceased cases are above 51 years.
- (3) 5,112 deaths have been reported in age group from 51 - 70 accounting to 54 % of total deaths. (30 deaths reported in age group 51 - 70 during last 24 hours)

h. **COVID Mortality (62 x Deaths)**

- (1) 50 (81%) deaths have occurred in hospitals.
- (2) **34 deaths have been reported by Punjab, most by any province.**
- (3) **CFR of Punjab was reported at 6.73 %.**
- (4) National CFR was reported at 3.45 %.
- (5) 81 % deceased suffered from co-morbidities.