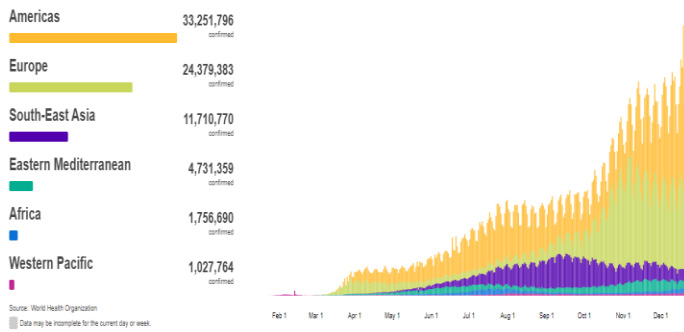
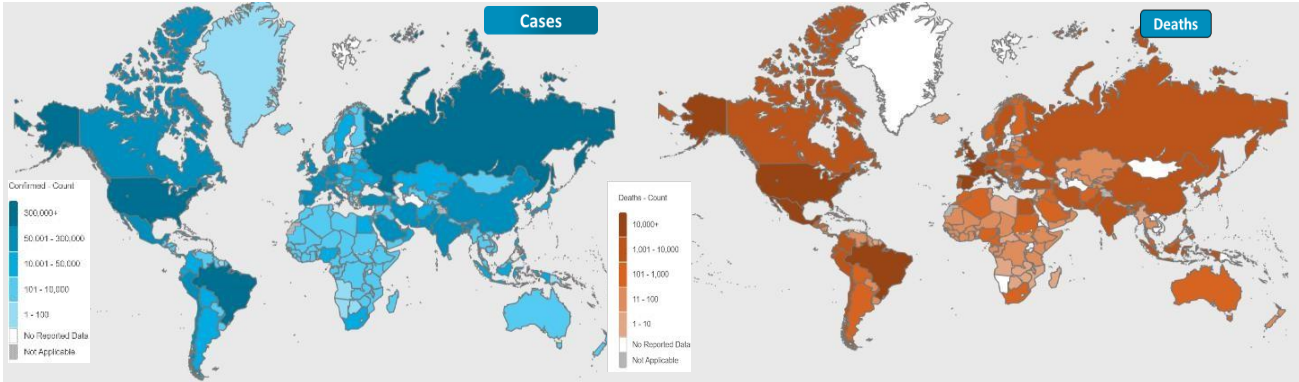




NATIONAL COMMAND AND OPERATIONS CENTRE SITUATION REPORT PART - I

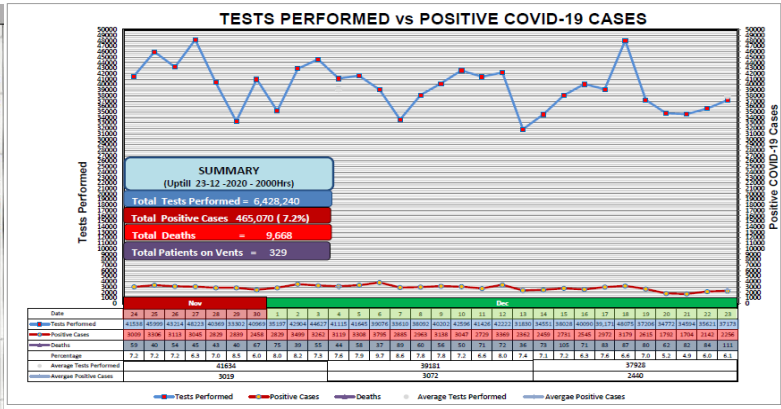
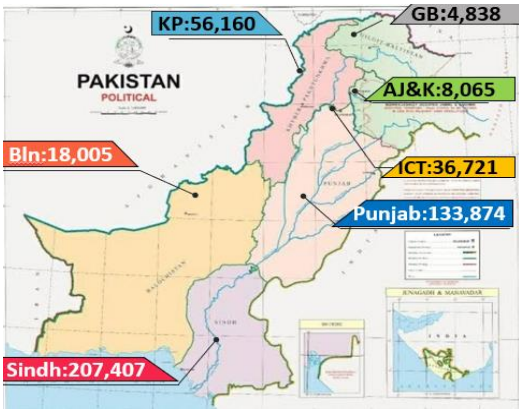
Global Update

Issued: 2:00 PM
24th Dec 2020



	Countries	Cases	Cases Last 24 Hrs	Deaths	Deaths Last 24 Hrs	Ranking	Ranking Change
Global	Overall	79,036,595	+683,249	1,736,665	+13,429	-	
	USA	18,917,152	+232,342	334,218	+3,401	1	↔
	Brazil	7,366,677	+46,657	189,264	+979	3	↔
	France	2,505,875	+14,929	61,978	+276	5	↔
	Russia	2,933,753	+27,250	52,461	+549	4	↔
	Spain	1,847,874	+9,220	49,698	+178	9	↔
Regional	UK	2,149,551	+39,237	69,051	+744	6	↔
	India	10,123,544	+24,236	146,778	+302	2	↔
	Iran	1,177,004	+6,261	54,156	+153	15	↔
	Bangladesh	504,868	+1,367	7,359	+30	27	↔
	Pakistan	465,070	+2,256	9,668	+111	29	↔
	Afghanistan	51,357	+268	2,126	+21	90	↔

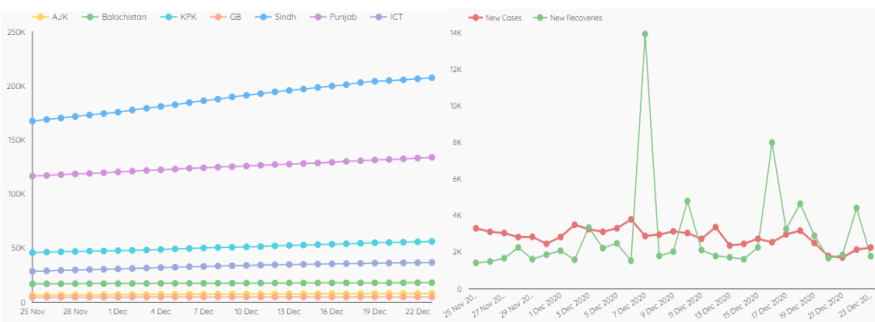
Pakistan COVID Update



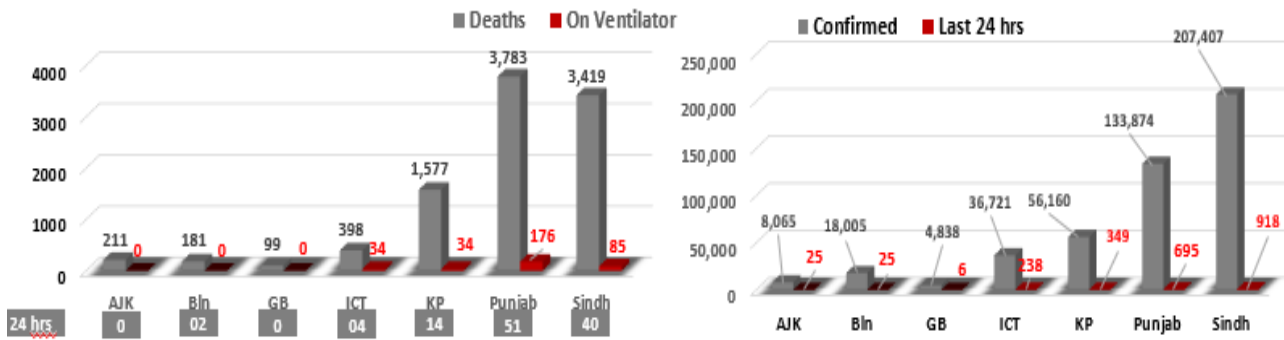
Province-Wise COVID Cases

Provinces	Lab Tests		Lab Confirmed Cases		
	Total Tests Conducted In Last 24 Hours	Total Tests Conducted till date	Previous	Last 24 hours	Cumulative
AJK	405	96,099	8,040	25	8,065
Balochistan	443	157,445	17,980	25	18,005
Gilgit Baltistan	389	63,759	4,832	06	4,838
ICT	4,683	792,595	36,483	238	36,721
KP	4,124	724,388	55,811	349	56,160
Punjab	15,486	2,329,435	133,179	695	133,874
Sindh	11,643	2,264,519	206,489	918	207,407
Total	37,173	6,428,240	462,814	2,256	465,070

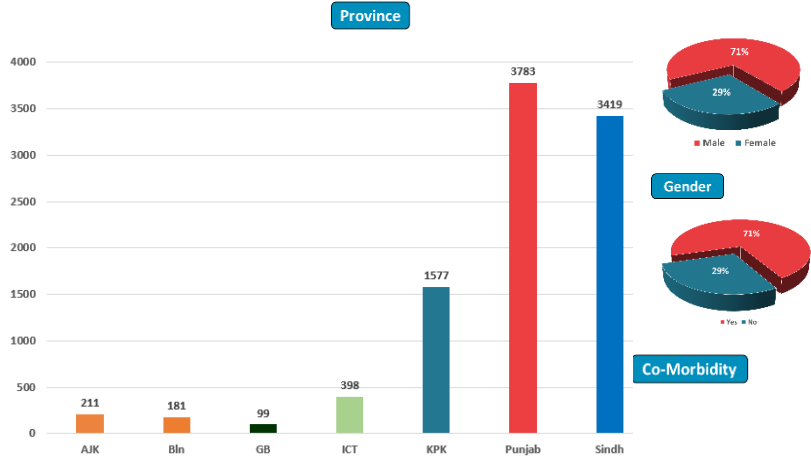
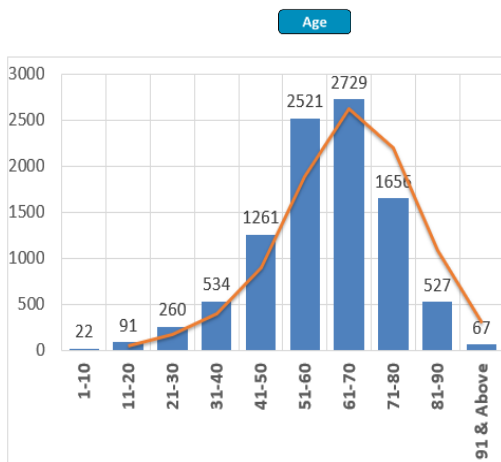
Cases Vs Recovery



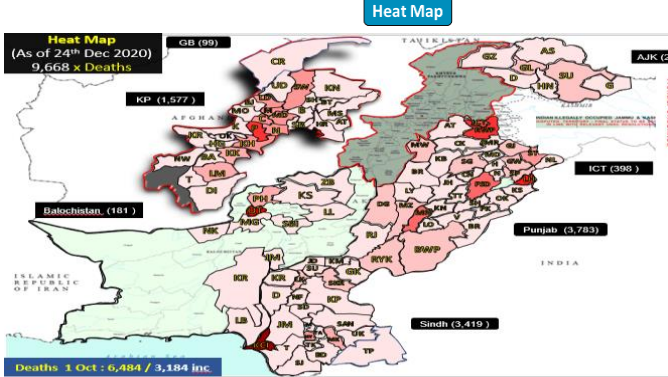
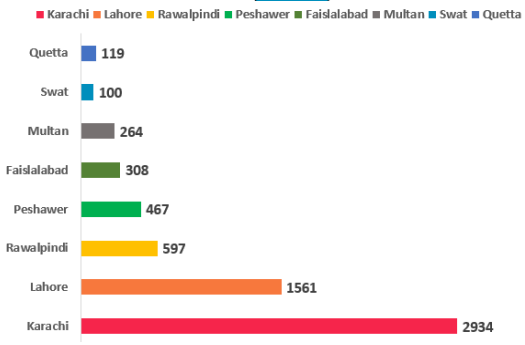
Clinical Status of COVID



Death Analysis

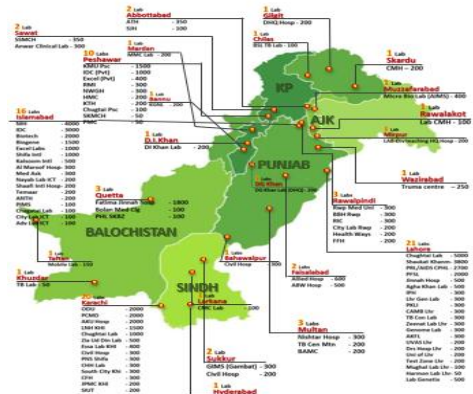
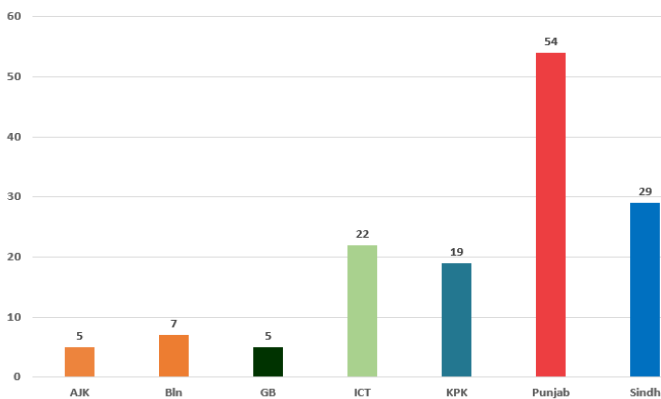


Deaths



Testing Facility

- Total Functioning Labs in Pakistan - 141
- Total Testing Capacity - 54,319
- Testing Conducted Last 24 hrs - 37,173



1. International

a. COVID Status

- (1) 79,036,550 COVID cases & 1,736,664 deaths have been reported across the globe.
- (2) Peru has passed one million confirmed cases of coronavirus, becoming the fifth nation in Latin America to do so.
- (3) Italy death toll due to COVID surpass 70,000 mark.

b. Vaccine

- (1) British drugmaker AstraZeneca has claimed that its COVID-19 vaccine should be effective against the new COVID variant.
- (2) Canada has become second country to approve the Moderna vaccine.

c. New Development

- (1) UK has approved use of COVID self-test kit.

2. National

a. COVID Status

- (1) National positivity ratio was recorded at 6.06 %.
- (2) Pakistan has reported 1,782 COVID recoveries during last 24 hours.

b. Vent Status

- (1) 319 patients are on ventilators.
- (2) **55% vents allocated for COVID patients in Multan have been occupied. (52% day before yesterday)**
- (3) Vent occupancy in Lahore has been reported at 34%. (31% day before yesterday)
- (4) 33% vents allocated for COVID patients in ICT have been occupied. (39% day before yesterday)

c. Oxygen Status

- (1) **60% beds allocated for COVID patients in Peshawar have been occupied (57% day before yesterday)**
- (2) 41% beds allocated for COVID patients in Rawalpindi have been occupied. (41% day before yesterday)
- (3) 39% beds allocated for COVID patients in Multan have been occupied (39% day before yesterday)
- (4) 35% beds allocated for COVID patients in Abbottabad have been occupied (37% day before yesterday)

- (5) 34% beds allocated for COVID patients in ICT have been occupied.
(36% day before yesterday)
- (6) 33% beds allocated for COVID patients in Karachi have been occupied.
(32% day before yesterday)

d. **HCW (Health Care Workers) Status**

- (1) 51 new cases have been reported in HCWs, increasing the total to 12,078 while 11,261 have recovered. (706 active cases).
- (2) Most cases in HCWs has been reported by Sindh 3,925.
- (3) 111 deaths have been reported amongst HCWs (77 doctors, 1 Medical student, 2 nurses, 31 paramedic staff).

e. **Age wise distribution of COVID cases**

- (1) 75% of confirmed cases are below 50 years.
- (2) 77.5% of deceased cases are above 51 years.
- (3) 5,194 deaths have been reported in age group from 51 - 70 accounting to 54 % of total deaths. (38 deaths reported in age group 51 - 70 during last 24 hours).

f. **COVID Mortality (84 x Deaths)**

- (1) 73 (87%) deaths have occurred in hospitals.
- (2) **44 deaths have been reported by Punjab, most by any province.**
- (3) **CFR of Punjab was reported at 6.73 %.**
- (4) District Karachi has reported 18 deaths, most by any district.
- (5) National CFR was reported at 3.92 %.
- (6) 83 % deceased suffered from co-morbidities.