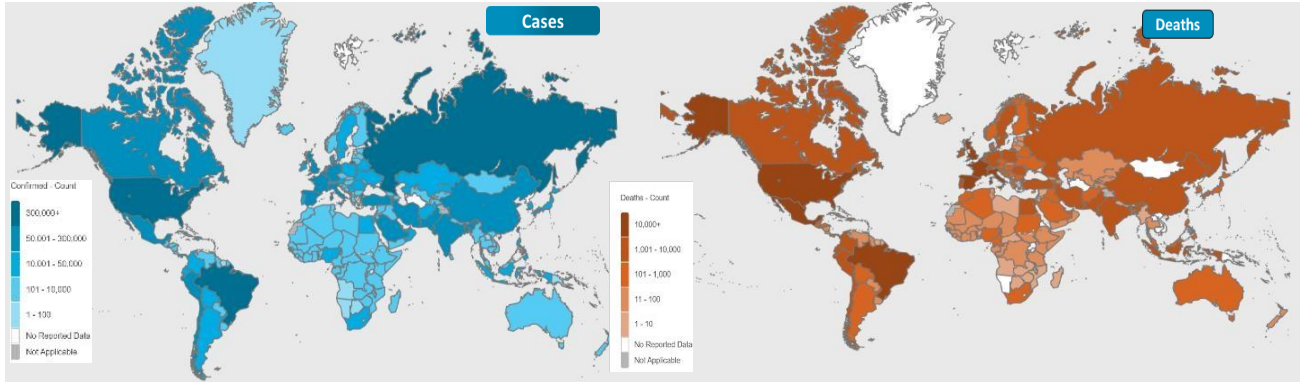




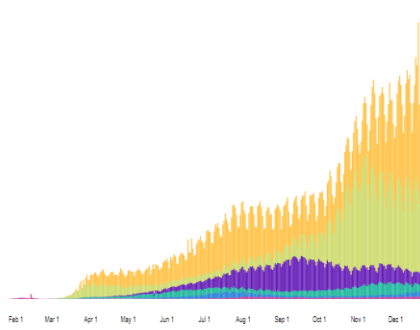
NATIONAL COMMAND AND OPERATIONS CENTRE SITUATION REPORT PART – I

Global Update

Issued: 2:00 PM
26th Dec 2020

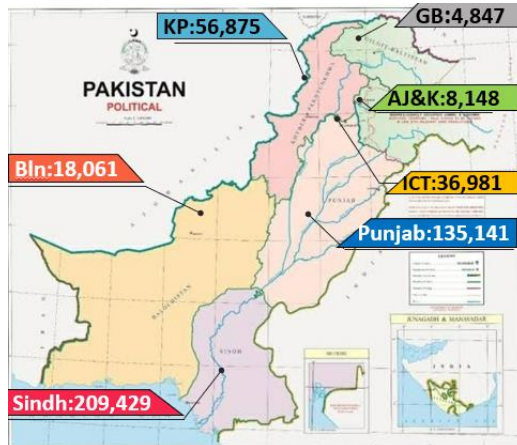


Americas	33,878,565 confirmed
Europe	24,917,775 confirmed
South-East Asia	11,779,854 confirmed
Eastern Mediterranean	4,780,241 confirmed
Africa	1,794,576 confirmed
Western Pacific	1,043,191 confirmed



	Countries	Cases	Cases Last 24 Hrs	Deaths	Deaths Last 24 Hrs	Ranking	Ranking Change
Global	Overall	80,194,875	+472,440	1,756,991	+8,419	-	
	USA	19,210,166	+98,840	338,263	+1,197	1	↔
	Brazil	7,448,560	+22,967	190,515	+483	3	↔
	France	2,547,771	+20,262	62,427	+159	5	↔
	Russia	2,992,706	+29,018	53,659	+563	4	↔
	Spain	1,869,610		49,824		9	↔
Regional	UK	2,221,312	+32,725	70,195	+570	6	↔
	India	10,169,818	+22,350	147,379	+251	2	↔
	Iran	1,189,203	+6,021	54,440	+132	15	↔
	Bangladesh	507,265	+1,163	7,398	+20	27	↔
	Pakistan	469,482	2,260	9,816	63	29	↔
Afghanistan	51,764	+169	2,148	+13	90	↔	

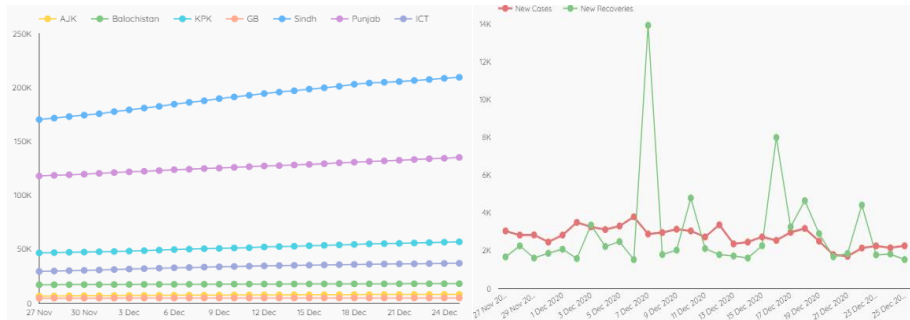
Pakistan COVID Update



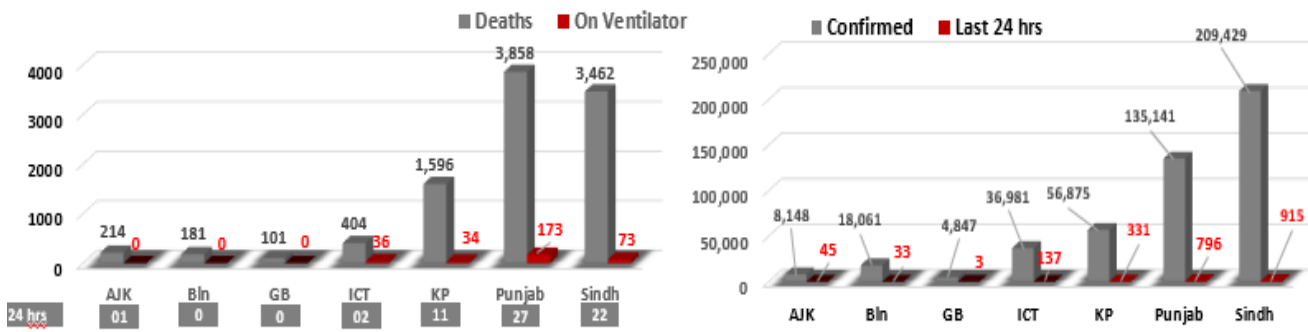
Province-Wise COVID Cases

Provinces	Lab Tests		Lab Confirmed Cases		
	Total Tests Conducted In Last 24 Hours	Total Tests Conducted till date	Previous	Last 24 hours	Cumulative
AJK	314	97,135	8,103	45	8,148
Balochistan	779	158,779	18,028	33	18,061
Gilgit Baltistan	390	64,519	4,844	03	4,847
ICT	3,673	800,360	36,844	137	36,981
KP	5,976	740,263	56,544	331	56,875
Punjab	14,085	2,373,929	134,345	796	135,141
Sindh	11,692	2,288,857	208,514	915	209,429
Total	36,909	6,523,842	467,222	2,260	469,482

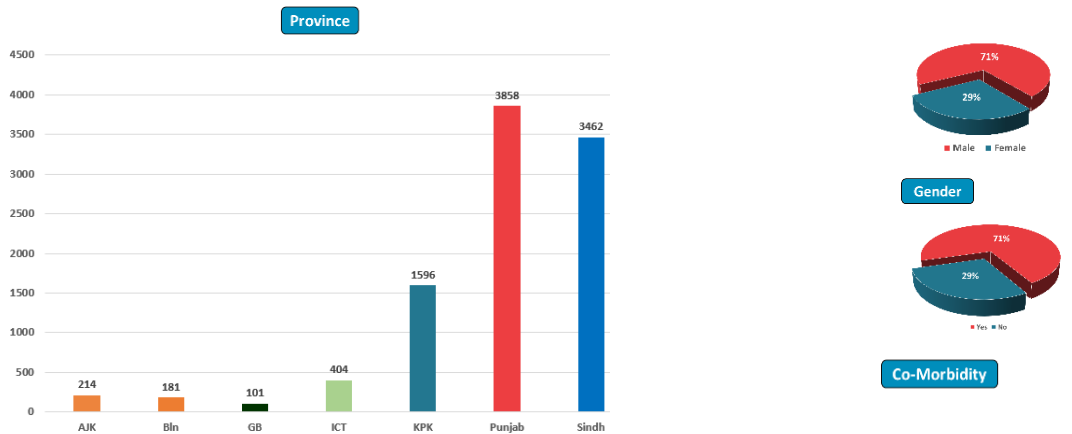
Cases Vs Recovery



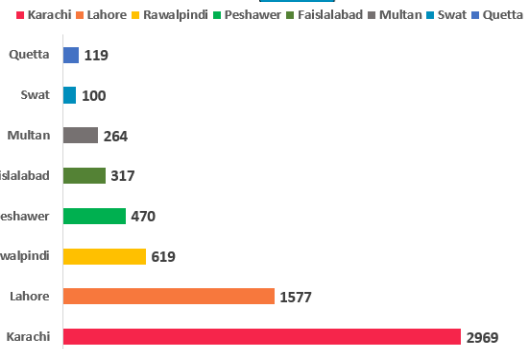
Clinical Status of COVID



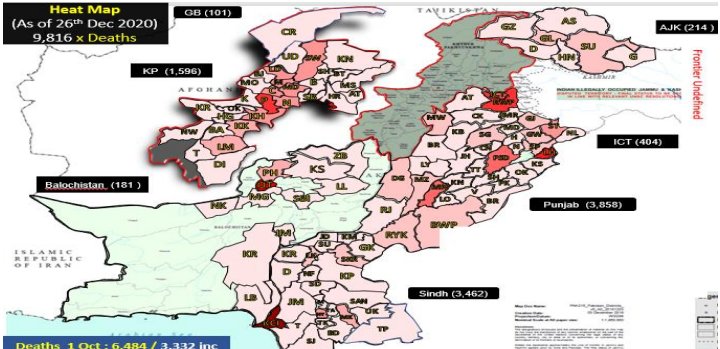
Death Analysis



Deaths

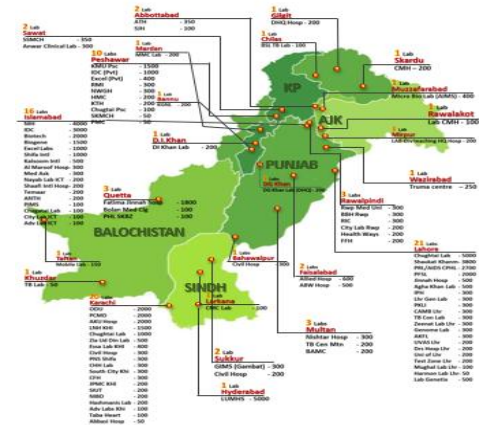
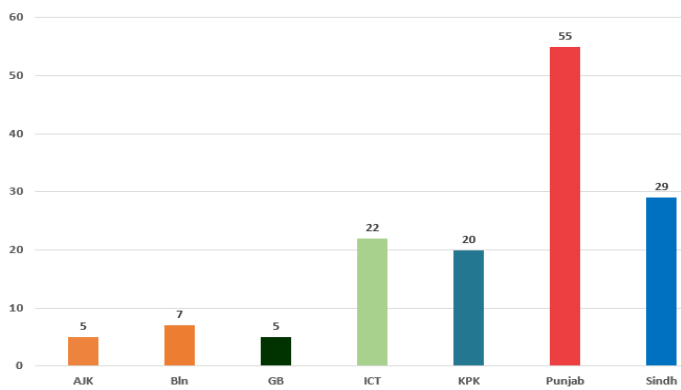


Heat Map



Testing Facility

- Total Functioning Labs in Pakistan - 142
- Total Testing Capacity - 54,319
- Testing Conducted Last 24 hrs - 36,909



1. International

a. COVID Status

(1) 80,194,887 COVID cases & 1,756,991 deaths have been reported across the globe.

b. Vaccine

(1) Health Minister Turkey will receive its first shipment of China's Sinovac coronavirus vaccine within days as preliminary domestic tests showed it was 91 % effective.

c. Lockdown / Restrictions

(1) Russian introduces two-week quarantine period for UK arrivals.

2. National

a. COVID Status

(1) National positivity ratio was recorded at 6.12 %.

(2) Pakistan has reported 1,531 COVID recoveries during last 24 hours.

b. Vent Status

(1) 330 patients are on ventilators.

(2) **52% vents allocated for COVID patients in Multan have been occupied. (51% day before yesterday)**

(3) 39% vents allocated for COVID patients in ICT have been occupied. (40% day before yesterday)

(4) Vent occupancy in Lahore has been reported at 39%. (35% day before yesterday)

c. Oxygen Status

(1) **62% beds allocated for COVID patients in Peshawar have been occupied (62% day before yesterday)**

(2) 42% beds allocated for COVID patients in Multan have been occupied (43% day before yesterday)

(3) 34% beds allocated for COVID patients in Abbottabad have been occupied (36% day before yesterday)

(4) 34% beds allocated for COVID patients in ICT have been occupied. (32% day before yesterday)

(5) 33% beds allocated for COVID patients in Karachi have been occupied. (33% day before yesterday)

(6) 30% beds allocated for COVID patients in Rawalpindi have been occupied. (30% day before yesterday)

d. **HCW (Health Care Workers) Status**

- (1) 49 new cases have been reported in HCWs, increasing the total to 12,180 while 11,389 have recovered. (680 active cases).
- (2) Most cases in HCWs has been reported by Sindh 4,003.
- (3) 111 deaths have been reported amongst HCWs (77 doctors, 1 Medical student, 2 nurses, 31 paramedic staff).

e. **Age wise distribution of COVID cases**

- (1) 74.9% of confirmed cases are below 50 years.
- (2) 77.6% of deceased cases are above 51 years.
- (3) 5,298 deaths have been reported in age group from 51 - 70 accounting to 54 % of total deaths. (48 deaths reported in age group 51 - 70 during last 24 hours).

f. **COVID Mortality (85 x Deaths)**

- (1) 77 (91%) deaths have occurred in hospitals.
- (2) **48 deaths have been reported by Punjab followed by 21 in Sindh.**
- (3) **CFR of Punjab was reported at 10.19 %.**
- (4) District Karachi has reported 16 deaths, most by any district.
- (5) National CFR was reported at 5.45 %.
- (6) 79 % deceased suffered from co-morbidities.