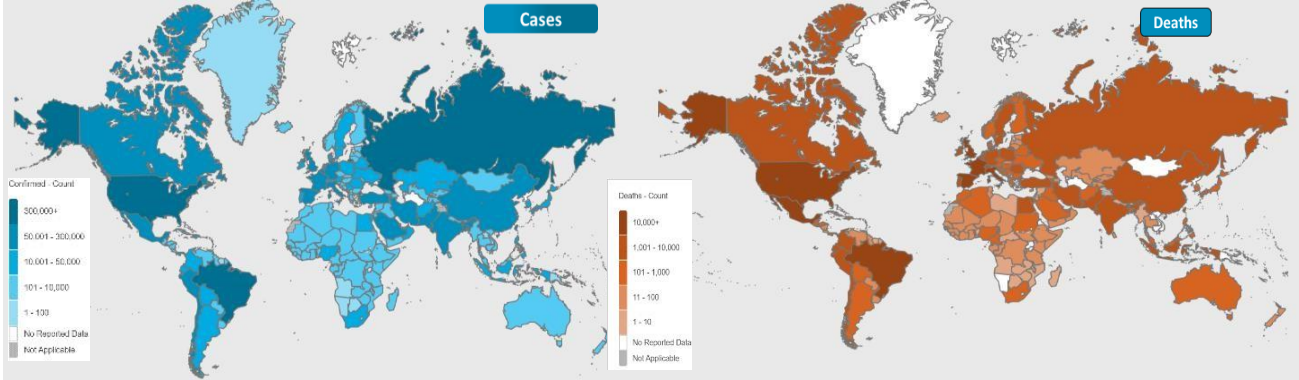




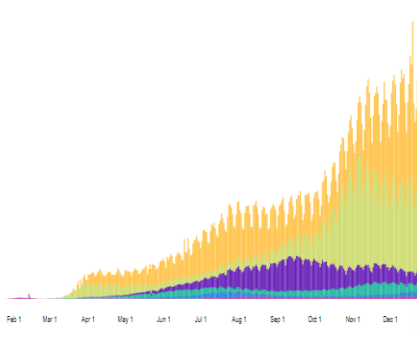
# NATIONAL COMMAND AND OPERATIONS CENTRE SITUATION REPORT PART – I

## Global Update

Issued: 2:00 PM  
27<sup>th</sup> Dec 2020

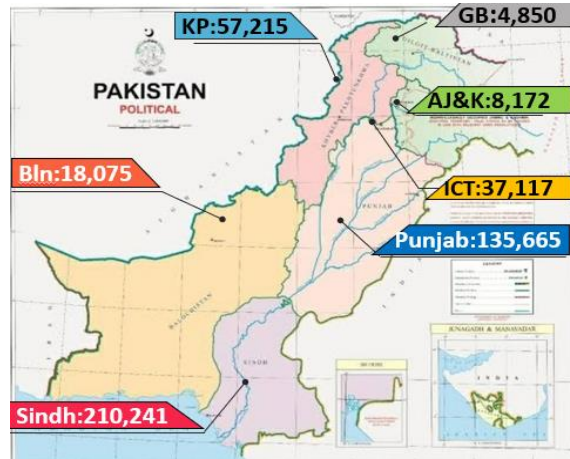


Americas	34,002,757 confirmed
Europe	25,118,109 confirmed
South-East Asia	11,813,360 confirmed
Eastern Mediterranean	4,803,191 confirmed
Africa	1,815,247 confirmed
Western Pacific	1,051,123 confirmed



	Countries	Cases	Cases Last 24 Hrs	Deaths	Deaths Last 24 Hrs	Ranking	Ranking Change
Global	Overall	80,709,419	+451,449	1,764,393	+7,144	-	
	USA	19,433,847	+160,604	339,921	+1,408	1	↔
	Brazil	7,465,806	+17,246	190,815	+300	3	↔
	France	2,550,864	+3,093	62,573	+146	5	↔
	Russia	3,021,964	+29,258	54,226	+567	4	↔
	Spain	1,869,610		49,824		9	↔
Regional	UK	2,256,005	+34,693	70,405	+210	6	↔
	India	10,188,392	+18,574	147,659	+280	2	↔
	Iran	1,194,963	+5,760	54,574	+134	15	↔
	Bangladesh	508,099	+834	7,428	+30	27	↔
	Pakistan	471,335	1,853	9,874	58	28	↑
	Afghanistan	51,844	+80	2,158	+10	90	↔

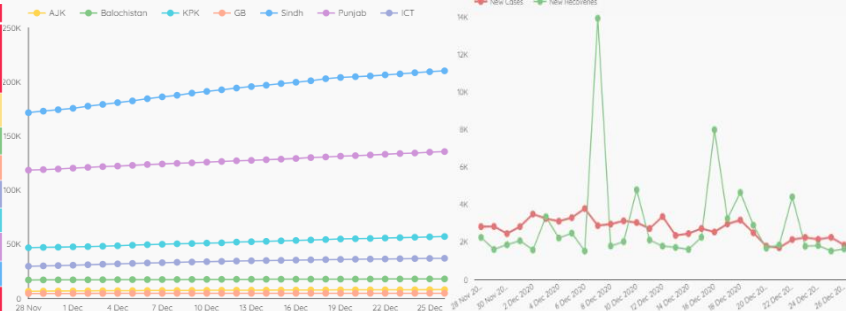
## Pakistan COVID Update



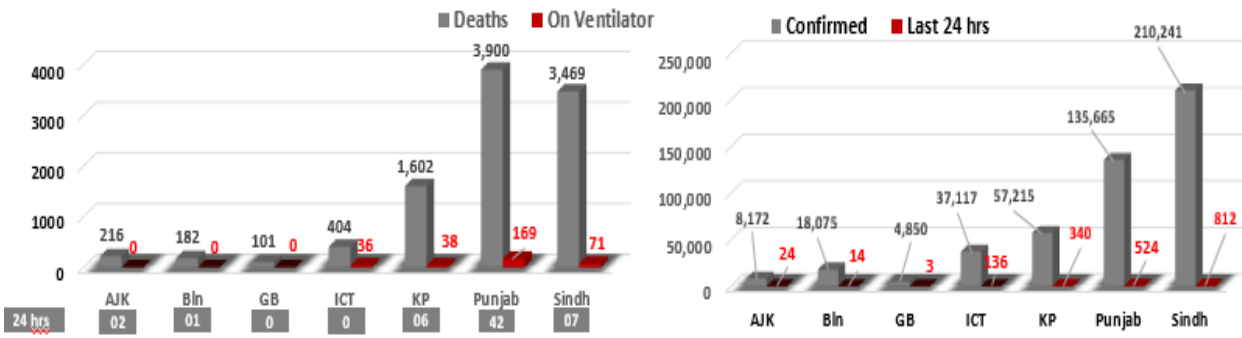
## Province-Wise COVID Cases

Provinces	Lab Tests		Lab Confirmed Cases		
	Total Tests Conducted in Last 24 Hours	Total Tests Conducted till date	Previous	Last 24 hours	Cumulative
AJK	208	97,343	8,148	24	8,172
Balochistan	182	158,961	18,061	14	18,075
Gilgit Baltistan	336	64,855	4,847	03	4,850
ICT	3,571	803,931	36,981	136	37,117
KP	4,757	745,020	56,875	340	57,215
Punjab	13,176	2,387,105	135,141	524	135,665
Sindh	11,040	2,299,897	209,429	812	210,241
Total	33,270	6,557,112	469,482	1,853	471,335

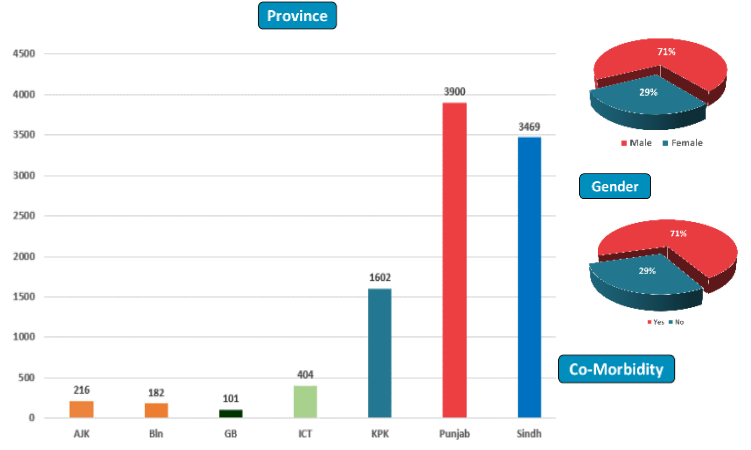
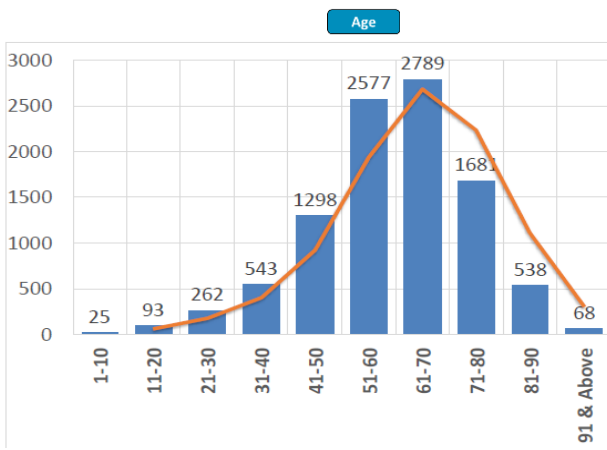
## Cases Vs Recovery



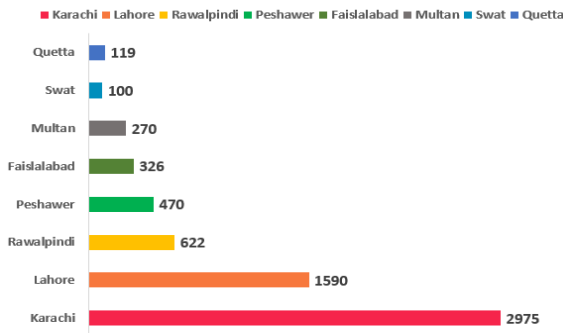
### Clinical Status of COVID



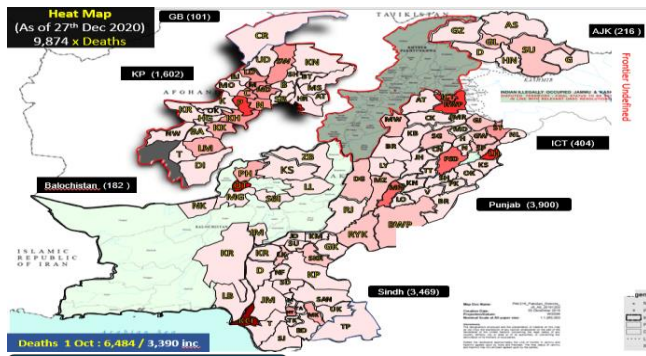
### Death Analysis



### Deaths

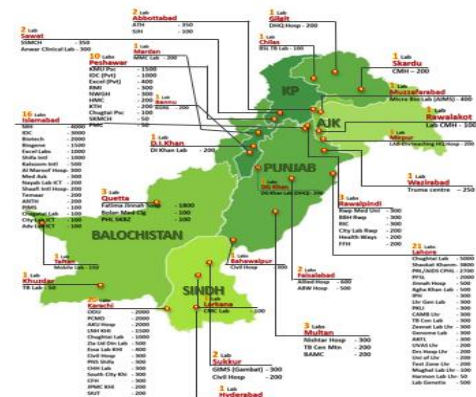
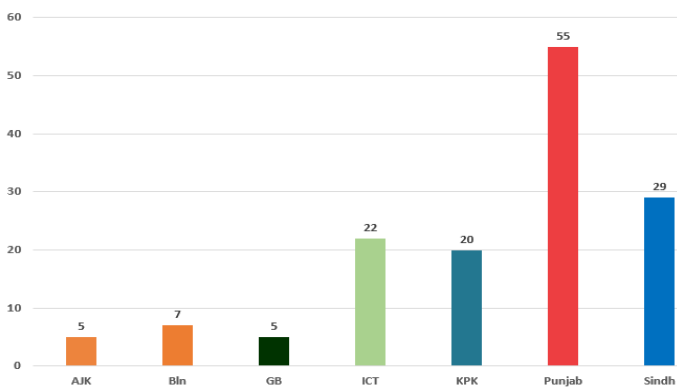


### Heat Map



### Testing Facility

- Total Functioning Labs in Pakistan - 142
- Total Testing Capacity - 54,319
- Testing Conducted Last 24 hrs - 33,270



## 1. International

### a. COVID Status

- (1) 80,711,457 COVID cases & 1,764,424 deaths have been reported across the globe.
- (2) The total number of cases of coronavirus infections in Russia has crossed the three million mark

### b. Vaccine

- (1) Russia approves Sputnik V COVID-19 vaccine for people over 60.
- (2) CoronaVac COVID-19 vaccine developed by China's Sinovac Biotech Ltd showed efficacy between 50 per cent and 90pc in Brazilian trial.

### c. Lockdown / Restrictions

- (1) Turkey's health minister has said that all passengers coming into the country will have to provide proof of negative tests for coronavirus carried out within 72 hours of their arrival.

## 2. National

### a. COVID Status

- (1) National positivity ratio was recorded at 5.51 %.
- (2) Pakistan has reported 1,643 COVID recoveries during last 24 hours.

### b. Vent Status

- (1) 316 patients are on ventilators.
- (2) **57% vents allocated for COVID patients in Multan have been occupied. (52% day before yesterday)**
- (3) 42% vents allocated for COVID patients in ICT have been occupied. (39% day before yesterday)
- (4) Vent occupancy in Lahore has been reported at 34%. (39% day before yesterday)

### c. Oxygen Status

- (1) **63% beds allocated for COVID patients in Peshawar have been occupied (62% day before yesterday)**
- (2) 40% beds allocated for COVID patients in Multan have been occupied (42% day before yesterday)
- (3) 34% beds allocated for COVID patients in ICT have been occupied. (34% day before yesterday)
- (4) 33% beds allocated for COVID patients in Abbottabad have been occupied (34% day before yesterday)

- (5) 32% beds allocated for COVID patients in Karachi have been occupied.  
(33% day before yesterday)
- (6) 30% beds allocated for COVID patients in Rawalpindi have been occupied.  
(30% day before yesterday)

d. **HCW (Health Care Workers) Status**

- (1) 37 new cases have been reported in HCWs, increasing the total to 12,217, while 11,462 have recovered. (644 active cases).
- (2) Most cases in HCWs has been reported by Sindh 4,030.
- (3) 111 deaths have been reported amongst HCWs (77 doctors, 1 Medical student, 2 nurses, 31 paramedic staff).

e. **COVID Mortality (63 x Deaths)**

- (1) **27 deaths have been reported by Punjab followed by 22 in Sindh.**
- (2) CFR of Punjab was reported at 3.39 %.
- (3) National CFR was reported at 6.09 %.