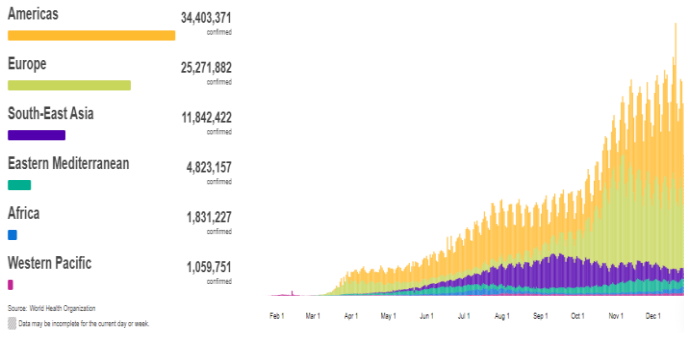
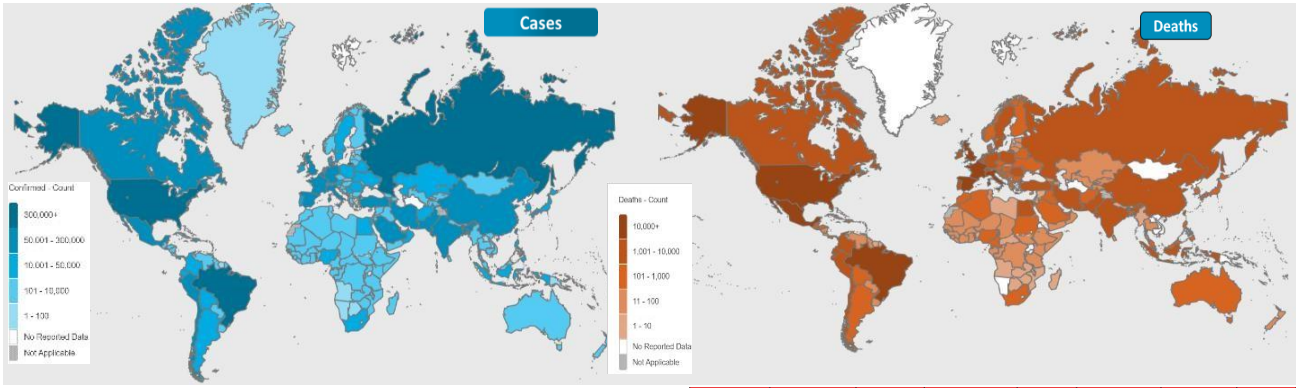




NATIONAL COMMAND AND OPERATIONS CENTRE SITUATION REPORT PART - I

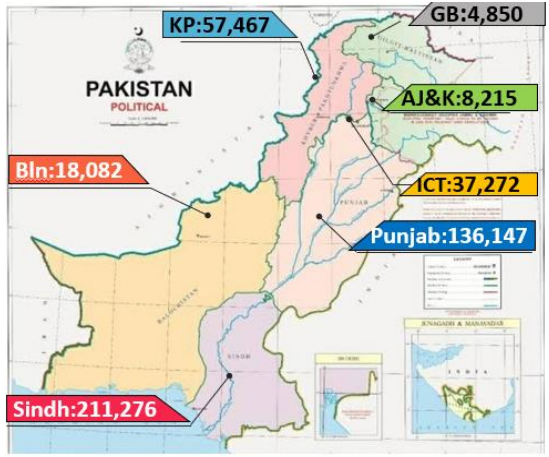
Global Update

Issued: 2:00 PM
28th Dec 2020



	Countries	Cases	Cases Last 24 Hrs	Deaths	Deaths Last 24 Hrs	Ranking	Ranking Change
Global	Overall	81,133,837	+410,120	1,771,467	+7,041	-	
	USA	19,573,847	+127,740	341,138	+1,215	1	↔
	Brazil	7,484,285	+18,479	191,146	+331	3	↔
	France	2,559,686	+8,822	62,746	+173	5	↔
	Russia	3,050,248	+28,284	54,778	+552	4	↔
	Spain	1,869,610		49,824		9	↔
Regional	UK	2,288,345	+30,501	70,752	+316	6	↔
	India	10,208,725	+20,333	147,940	+281	2	↔
	Iran	1,200,465	+5,502	54,693	+119	15	↔
	Bangladesh	509,148	+1,049	7,452	+24	27	↔
	Pakistan	473,309	+1,974	9,929	+55	28	↔
	Afghanistan	52,007	+163	2,170	+12	90	↔

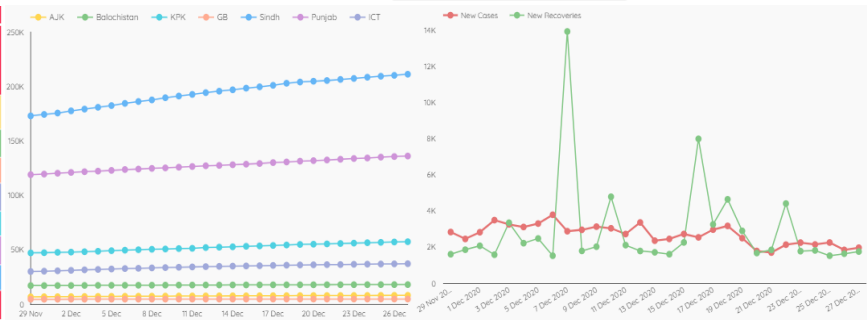
Pakistan COVID Update



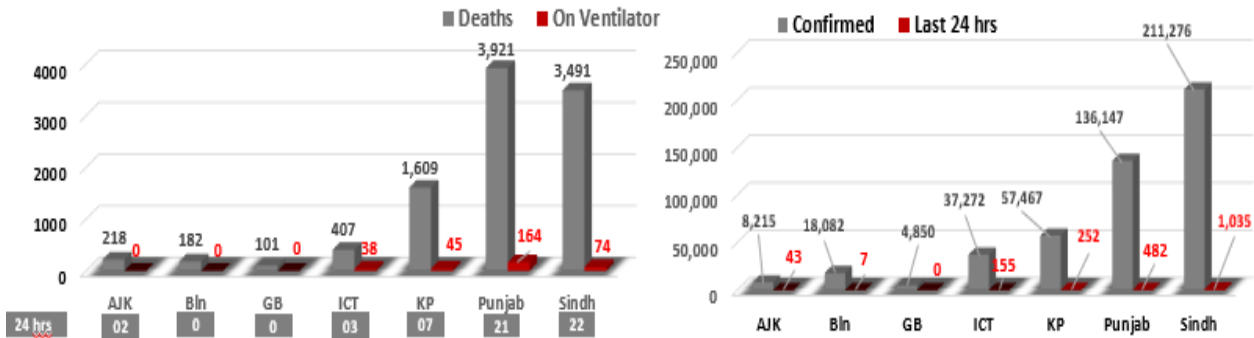
Province-Wise COVID Cases

Provinces	Lab Tests		Lab Confirmed Cases		
	Total Tests Conducted in Last 24 Hours	Total Tests Conducted till date	Previous	Last 24 hours	Cumulative
AJK	343	97,686	8,172	43	8,215
Balochistan	258	159,219	18,075	07	18,082
Gilgit Baltistan	230	65,085	4,850	00	4,850
ICT	2,689	806,540	37,117	155	37,272
KP	4,885	749,905	57,215	252	57,467
Punjab	11,859	2,398,964	135,665	482	136,147
Sindh	12,021	2,311,918	210,241	1,035	211,276
Total	32,205	6,589,317	471,335	1,574	473,309

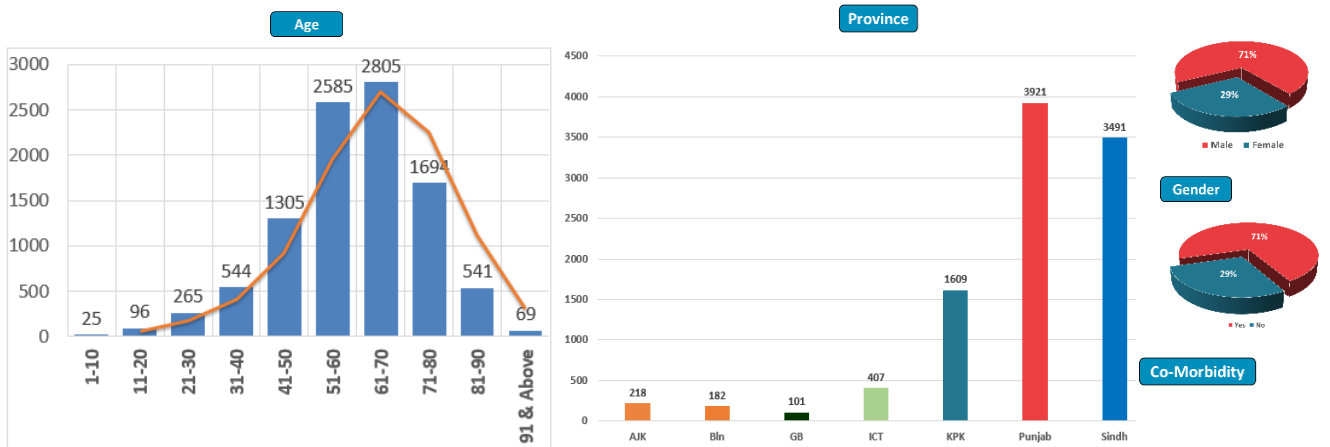
Cases Vs Recovery



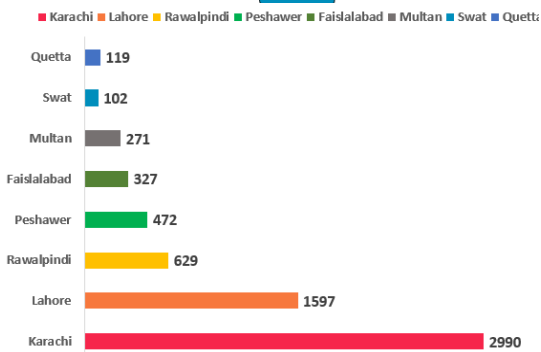
Clinical Status of COVID



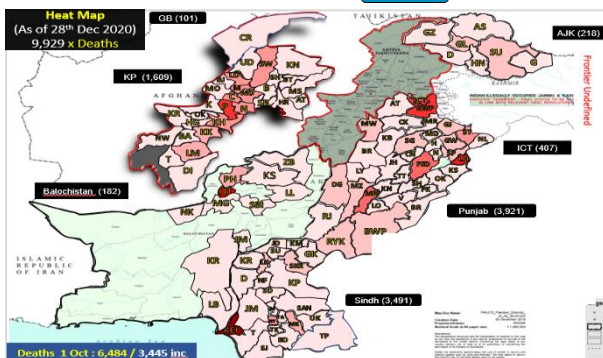
Death Analysis



Deaths

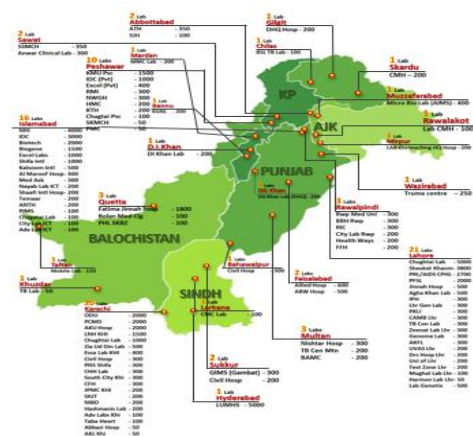
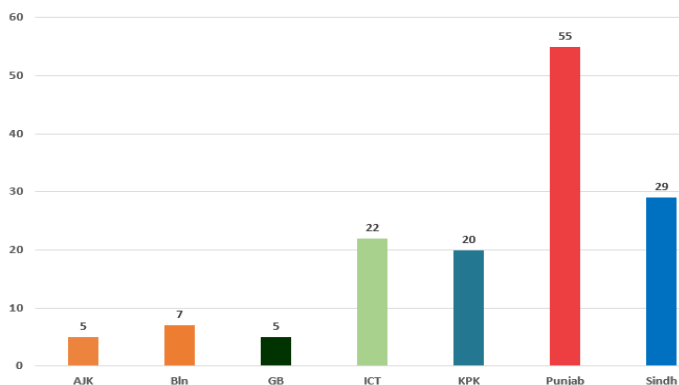


Heat Map



Testing Facility

- Total Functioning Labs in Pakistan - 142
- Total Testing Capacity - 54,319
- Testing Conducted Last 24 hrs - 32,205



1. International

a. COVID Status

- (1) 81,133,819 COVID cases & 1,771,467 deaths have been reported across the globe.
- (2) South Africa's total Covid-19 cases have crossed 1 million mark.

b. Vaccine

- (1) CEO of British pharmaceutical AstraZeneca has said that their COVID-19 vaccine has achieved a "winning formula" for efficacy.
- (2) EU member countries have started vaccination campaign against COVID.

c. Lockdown / Restrictions

- (1) Japan halts all foreign arrivals over UK coronavirus variant.

2. National

a. COVID Status

- (1) National positivity ratio was recorded at 6.03 %.
- (2) Pakistan has reported 1,760 COVID recoveries during last 24 hours.

b. Vent Status

- (1) 314 patients are on ventilators.
- (2) **54% vents allocated for COVID patients in Multan have been occupied. (57% day before yesterday)**
- (3) 42% vents allocated for COVID patients in ICT have been occupied. (42% day before yesterday)
- (4) Vent occupancy in Lahore has been reported at 34%. (34% day before yesterday)

c. Oxygen Status

- (1) **65% beds allocated for COVID patients in Peshawar have been occupied (63% day before yesterday)**
- (2) 37% beds allocated for COVID patients in Multan have been occupied (40% day before yesterday)
- (3) 33% beds allocated for COVID patients in ICT have been occupied. (34% day before yesterday)
- (4) 32% beds allocated for COVID patients in Rawalpindi have been occupied. (30% day before yesterday)
- (5) 30% beds allocated for COVID patients in Karachi have been occupied. (32% day before yesterday)

- (6) 28 % beds allocated for COVID patients in Abbottabad have been occupied (33% day before yesterday)

d. **HCW (Health Care Workers) Status**

- (1) 31 new cases have been reported in HCWs, increasing the total to 12,248, while 11,520 have recovered. (617 active cases).
- (2) Most cases in HCWs has been reported by Sindh 4,058.
- (3) 111 deaths have been reported amongst HCWs (77 doctors, 1 Medical student, 2 nurses, 31 paramedic staff).

e. **Age wise distribution of COVID cases**

- (1) 74.9% of confirmed cases are below 50 years.
- (2) 77.5% of deceased cases are above 51 years.
- (3) 5,366 deaths have been reported in age group from 51 - 70 accounting to 54 % of total deaths.

f. **COVID Mortality (58 x Deaths)**

- (1) 53 (91%) deaths have occurred in hospitals.
- (2) **42 deaths have been reported by Punjab, most by any province.**
- (3) **CFR of Punjab was reported at 8.01 %.**
- (4) **13 deaths have been reported in District Lahore, most in any District**
- (5) National CFR was reported at 3.13 %.
- (6) 88 % deceased suffered from co-morbidities.