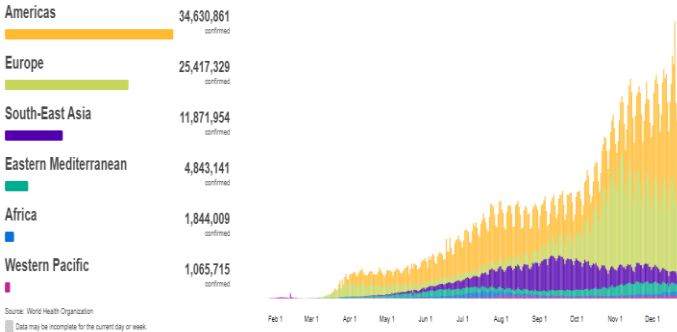
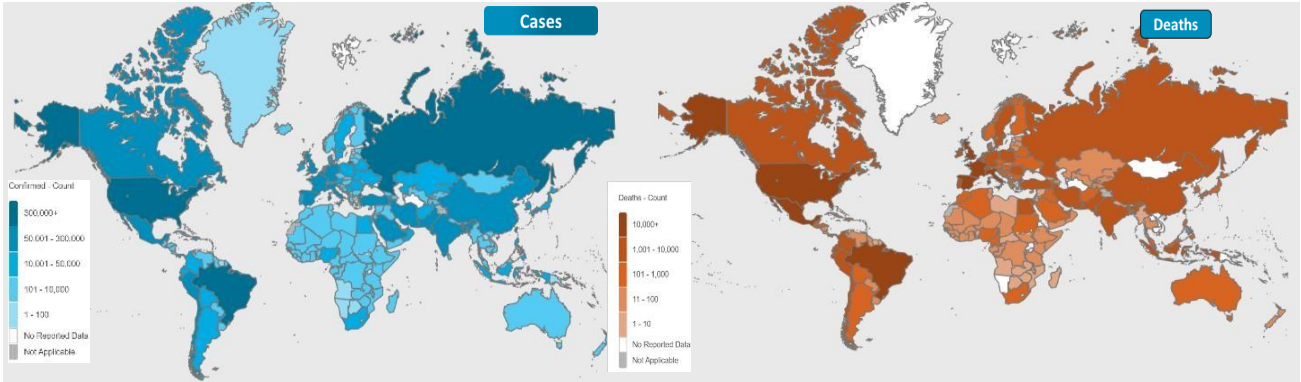




NATIONAL COMMAND AND OPERATIONS CENTRE SITUATION REPORT PART - I

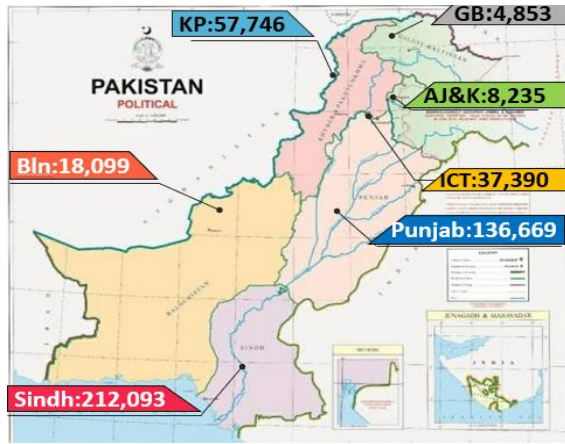
Global Update

Issued: 2:00 PM
29th Dec 2020



	Countries	Cases	Cases Last 24 Hrs	Deaths	Deaths Last 24 Hrs	Ranking	Ranking Change
Global	Overall	81,661,778	+487,368	1,780,965	+9,105	-	
	USA	19,781,718	+186,391	343,182	+1,966	1	↔
	Brazil	7,506,890	+22,605	191,641	+495	3	↔
	France	2,562,646	+2,960	63,109	+363	5	↔
	Russia	3,078,035	+27,787	55,265	+487	4	↔
	Spain	1,894,072	+8,134	50,122	+76	9	↔
Regional	UK	2,329,730	+41,385	71,109	+357	6	↔
	India	10,224,797	+16,072	148,190	+250	2	↔
	Iran	1,206,373	+5,908	54,814	+121	15	↔
	Bangladesh	510,080	+932	7,479	+27	27	↔
	Pakistan	475,085	1,776	9,992	+63	28	↔
Afghanistan	52,147	+140	2,182	+12	90	↔	

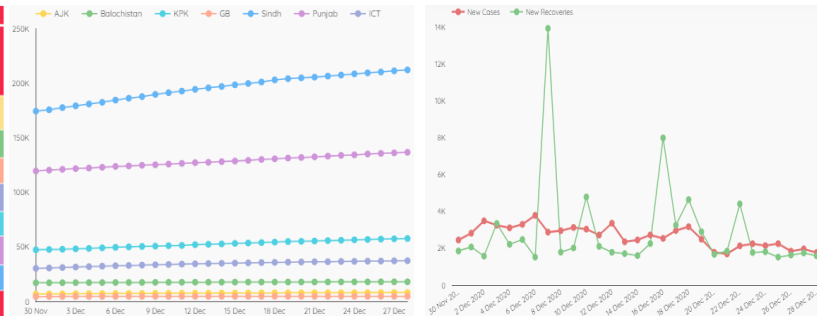
Pakistan COVID Update



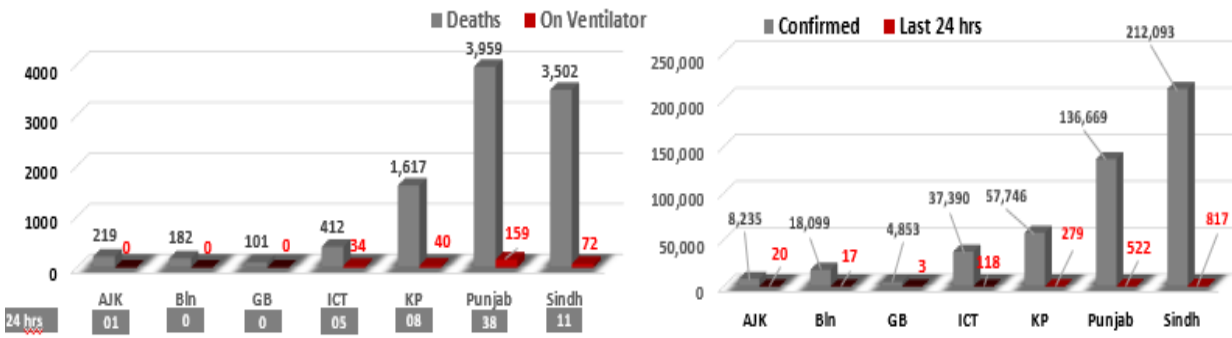
Province-Wise COVID Cases

Provinces	Lab Tests		Lab Confirmed Cases		
	Total Tests Conducted In Last 24 Hours	Total Tests Conducted till date	Previous	Last 24 hours	Cumulative
AJK	249	97,935	8,215	20	8,235
Balochistan	219	159,438	18,082	17	18,099
Gilgit Baltistan	245	65,330	4,850	03	4,853
ICT	3,840	816,380	37,272	118	37,390
KP	4,219	754,124	57,467	279	57,746
Punjab	12,574	2,411,538	136,147	522	136,669
Sindh	9,320	2,321,238	211,276	817	212,093
Total	36,666	6,819,583	475,309	1,776	475,085

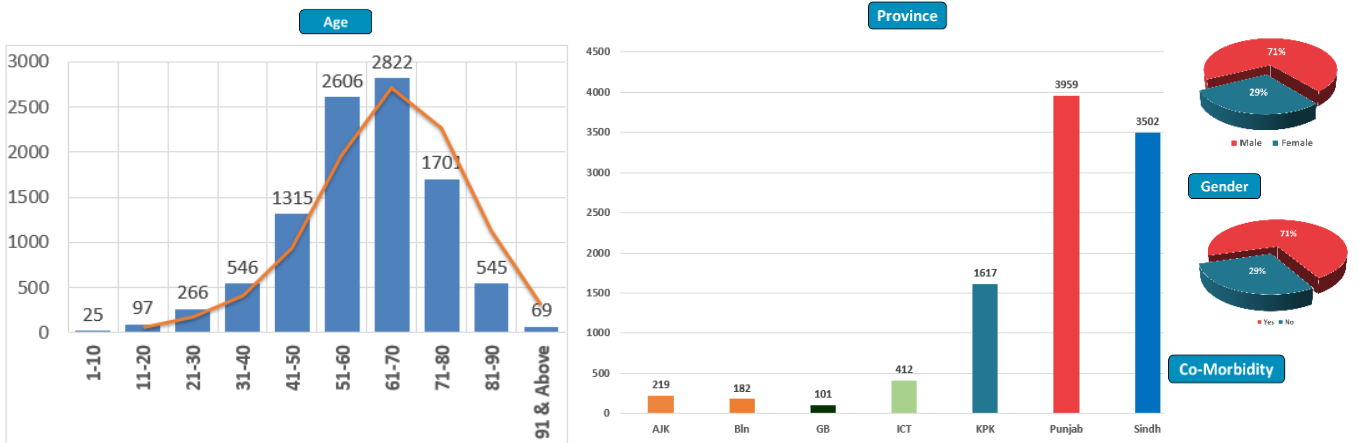
Cases Vs Recovery



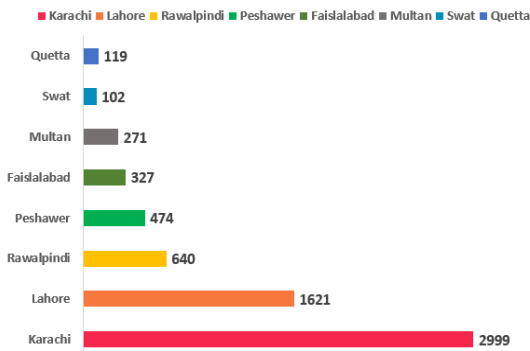
Clinical Status of COVID



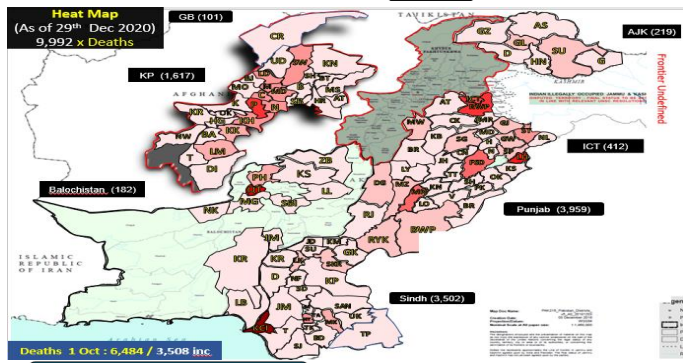
Death Analysis



Deaths

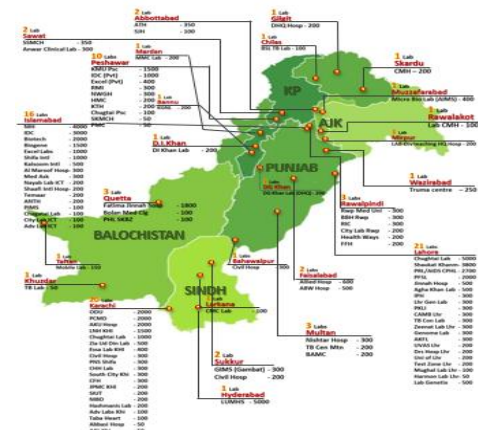
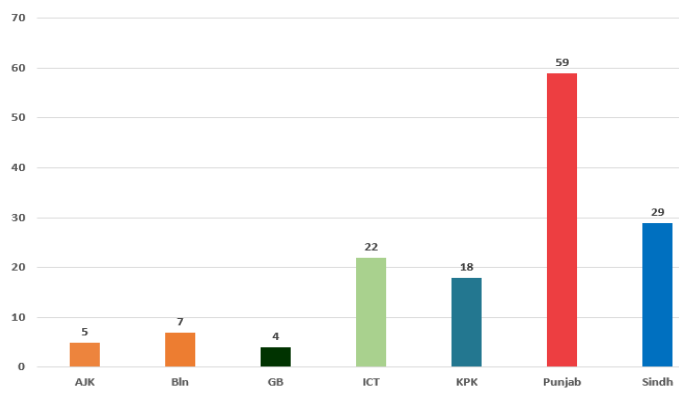


Heat Map



Testing Facility

- Total Functioning Labs in Pakistan - 144
- Total Testing Capacity - 56,219
- Testing Conducted Last 24 hrs - 30,666



1. International

a. COVID Status

- (1) 81,661,684 COVID cases & 1,780,965 deaths have been reported across the globe.
- (2) UK has reported its worst daily figure of 41,385 new infections since the pandemic began.

b. Vaccine

- (1) Novavax Inc has begun a large late-stage study of its experimental Covid-19 vaccine in the United States
- (2) Turkish president has said that it will receive first shipment of Sinovac's COVID-19 vaccine from China before thursday this week.

c. Lockdown & Restrictions

- (1) Indonesia bans foreign visitors for 2 weeks over new coronavirus variant.
- (2) Saudi Arabia's interior ministry has extended a ban on entry to the kingdom by air, land and sea for another week amid concerns over a fast-spreading variant of the new coronavirus.

d. Research / New Developments

- (1) Russia will begin trials of an antibody treatment for COVID-19 patients next year.

2. National

a. COVID Status

- (1) National positivity ratio was recorded at 5.79 %.
- (2) Pakistan has reported 1,602 COVID recoveries during last 24 hours.

b. Vent Status

- (1) 321 patients are on ventilators.
- (2) **45% vents allocated for COVID patients in Multan have been occupied. (54% day before yesterday)**
- (3) **45% vents allocated for COVID patients in ICT have been occupied. (42% day before yesterday)**
- (4) Vent occupancy in Peshawar has been reported at 36 %. (31% day before yesterday)
- (5) Vent occupancy in Lahore has been reported at 34%. (34% day before yesterday)

c. **Oxygen Status**

- (1) **62% beds allocated for COVID patients in Peshawar have been occupied** (65% day before yesterday)
- (2) 38% beds allocated for COVID patients in Multan have been occupied (38% day before yesterday)
- (3) 32% beds allocated for COVID patients in Rawalpindi have been occupied. (32% day before yesterday)
- (4) 31% beds allocated for COVID patients in ICT have been occupied. (33% day before yesterday)
- (5) 31% beds allocated for COVID patients in Karachi have been occupied. (30% day before yesterday)

d. **HCW (Health Care Workers) Status**

- (1) 49 new cases have been reported in HCWs, increasing the total to 12,297, while 11,566 have recovered. (620 active cases).
- (2) Most cases in HCWs has been reported by Sindh 4,107.
- (3) 111 deaths have been reported amongst HCWs (77 doctors, 1 Medical student, 2 nurses, 31 paramedic staff).

e. **Age wise distribution of COVID cases**

- (1) 74.9% of confirmed cases are below 50 years.
- (2) 77.5% of deceased cases are above 51 years.
- (3) 5,390 deaths have been reported in age group from 51 - 70 accounting to 54 % of total deaths.

f. **COVID Mortality (55 x Deaths)**

- (1) 49 (89%) deaths have occurred in hospitals.
- (2) **22 deaths have been reported by Sindh, most by any province.**
- (3) **15 deaths have been reported in District Karachi, most in any District**
- (4) National CFR was reported at 6.03 %.
- (5) 73 % deceased suffered from co-morbidities