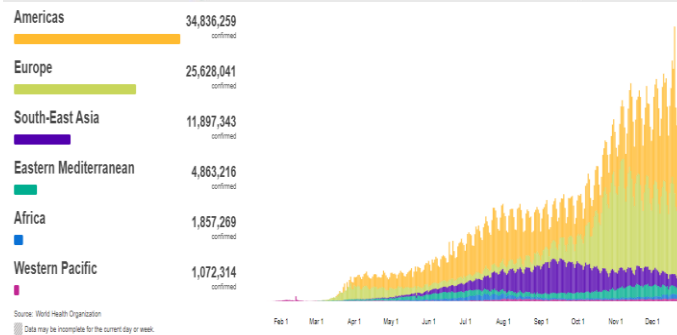
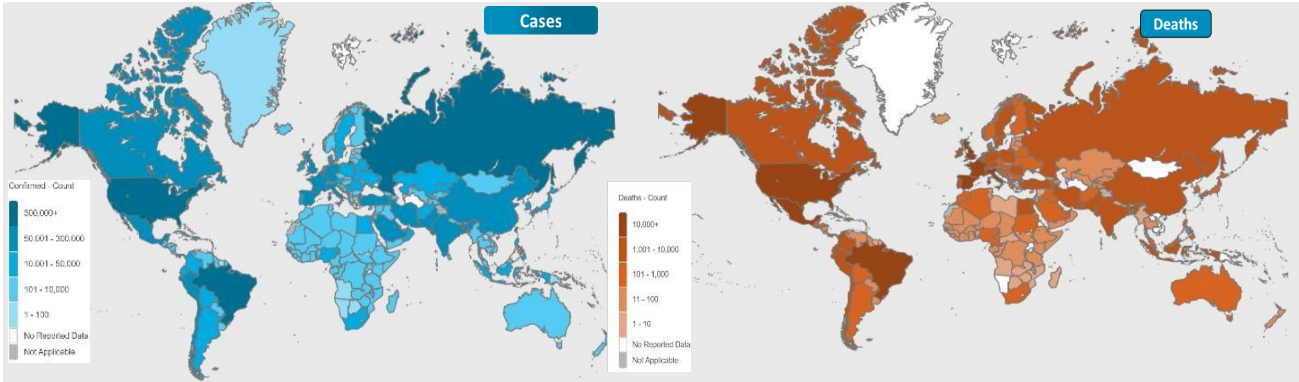




NATIONAL COMMAND AND OPERATIONS CENTRE SITUATION REPORT PART - I

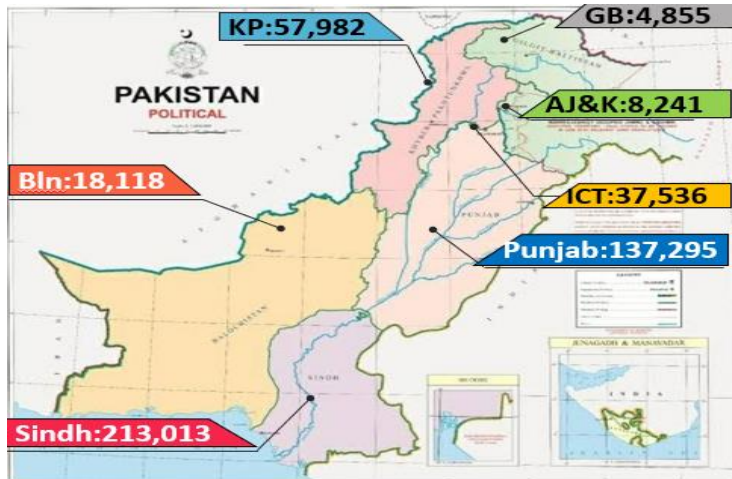
Global Update

Issued: 2:00 PM
30th Dec 2020



	Countries	Cases	Cases Last 24 Hrs	Deaths	Deaths Last 24 Hrs	Ranking	Ranking Change
Global	Overall	82,312,998	+615,391	1,795,676	+13,813	-	
	USA	19,977,704	+194,860	346,579	+3,398	1	↔
	Brazil	7,564,117	+57,227	192,716	+1,075	3	↔
	France	2,574,041	+11,395	64,078	+468	5	↔
	Russia	3,105,037	+27,002	55,827	+562	4	↔
	Spain	1,906,057	+11,985	50,442	+320	9	↔
Regional	UK	2,382,865	+53,135	71,567	+414	6	↔
	India	10,245,326	+20,529	148,475	+285	2	↔
	Iran	1,212,481	+6,108	54,946	+132	15	↔
	Bangladesh	511,261	+1,181	7,509	+30	27	↔
	Pakistan	477,240	+2,155	10,047	+55	28	↔
	Afghanistan	52,330	+183	2,189	+7	90	↔

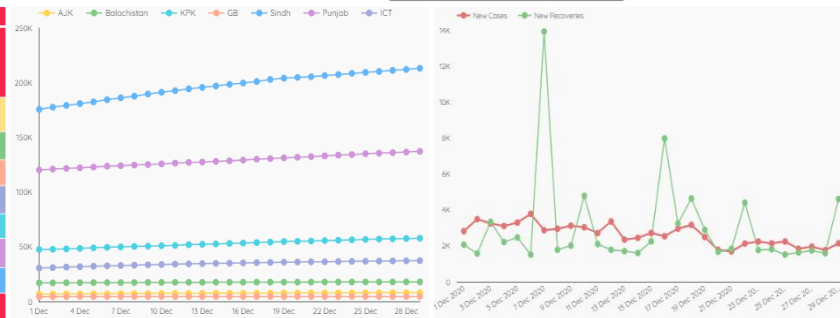
Pakistan COVID Update



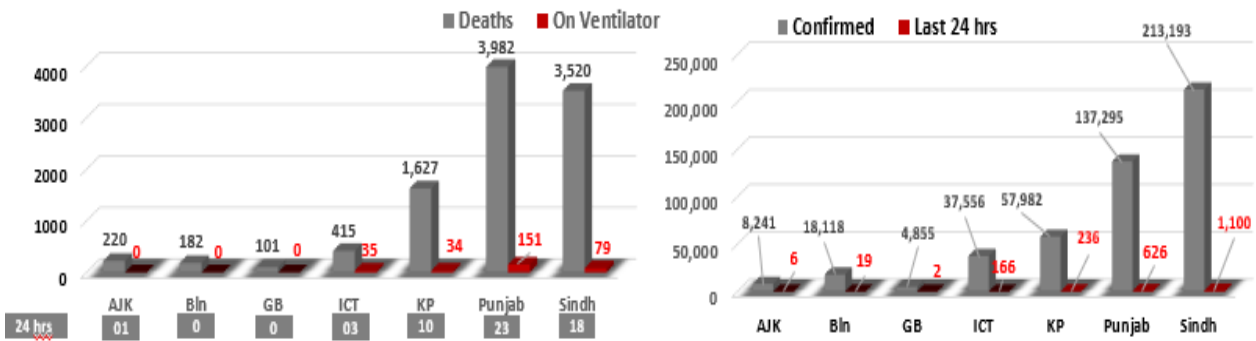
Province-Wise COVID Cases

Provinces	Lab Tests		Lab Confirmed Cases		
	Total Tests Conducted In Last 24 Hours	Total Tests Conducted till date	Previous	Last 24 hours	Cumulative
AJK	280	98,215	8,235	06	8,241
Balochistan	384	159,822	18,099	19	18,118
Gilgit Baltistan	325	65,655	4,853	02	4,855
ICT	4,175	814,555	37,390	166	37,556
KP	4,022	758,146	57,746	236	57,982
Punjab	14,112	2,425,650	136,669	626	137,295
Sindh	13,092	2,394,330	212,093	1,100	213,193
Total	36,390	6,656,573	475,085	2,155	477,240

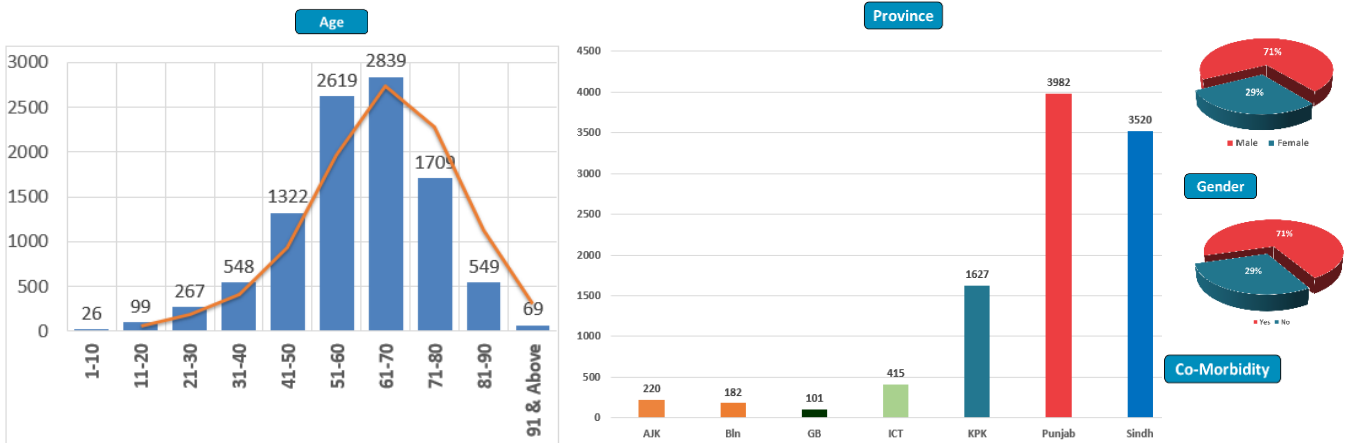
Cases Vs Recovery



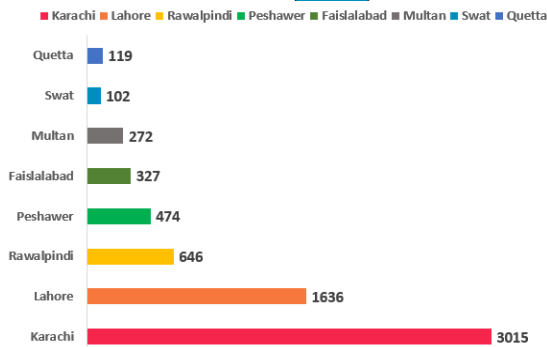
Clinical Status of COVID



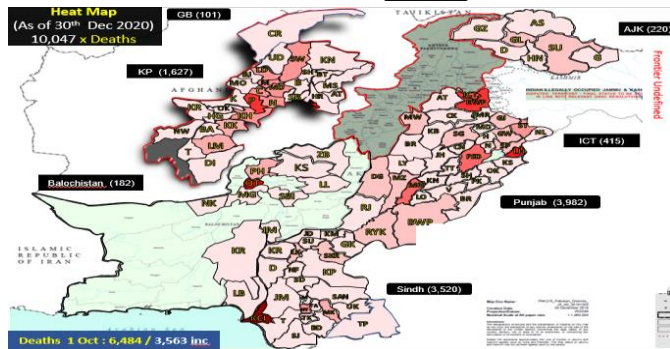
Death Analysis



Deaths

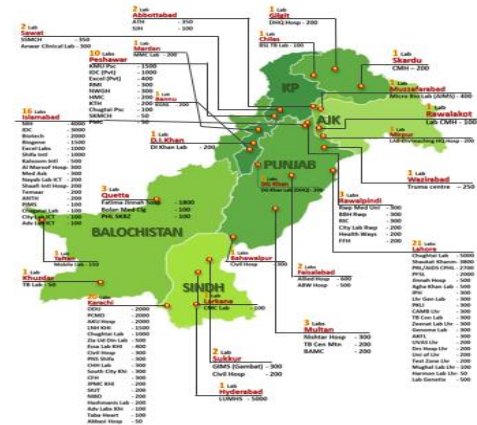
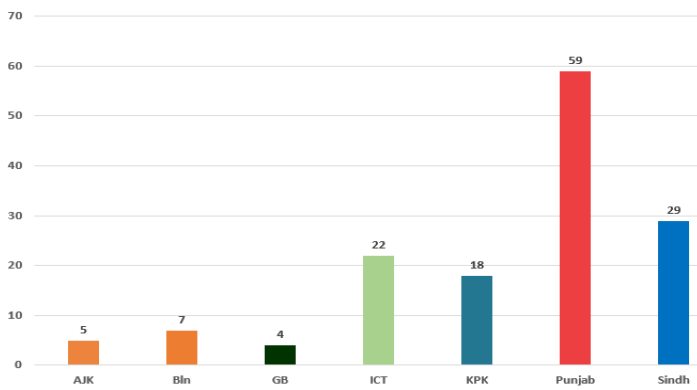


Heat Map



Testing Facility

- Total Functioning Labs in Pakistan - 144
- Total Testing Capacity - 56,219
- Testing Conducted Last 24 hrs - 36,390



1. International

a. COVID Status

- (1) 82,306,863 COVID cases & 1,795,230 deaths have been reported across the globe.
- (2) UK has registered record 53,135 new COVID cases last 24 hours.

b. Vaccine

- (1) Iran has launched human trials of its first domestic COVID-19 vaccine.
- (2) Dubai is planning to inoculate 70 % of its population with the Covid-19 vaccine produced by Pfizer and BioNTech by the end of 2021.
- (3) Argentina has begun to vaccinate its citizens against COVID using 300,000 doses of Russian Sputnik V treatment delivered last week.

c. Lockdown & Restrictions

- (1) Denmark has extended its nationwide lockdown for two weeks, until 17 January.

d. Research

- (1) Research carried out by London School of Hygiene and Tropical Medicine has concluded that Britain must vaccinate 2 Mn people a week to avoid a 3rd wave of COVID.

e. New Developments

- (1) Indonesian researchers have invented a tool to detect COVID-19 infection through a patient's breath called GeNose C19 and has received permit from Indonesia's Health Ministry.

2. National

a. COVID Status

- (1) National positivity ratio was recorded at 5.92 %.
- (2) Pakistan has reported 4,619 COVID recoveries during last 24 hours.

b. Vent Status

- (1) 305 patients are on ventilators.
- (2) **49% vents allocated for COVID patients in Multan have been occupied. (45% day before yesterday)**
- (3) **40% vents allocated for COVID patients in ICT have been occupied. (45% day before yesterday)**
- (4) Vent occupancy in Peshawar has been reported at 32 %. (36% day before yesterday)

- (5) Vent occupancy in Lahore has been reported at 32%. (34% day before yesterday)

c. **Oxygen Status**

- (1) **64% beds allocated for COVID patients in Peshawar have been occupied** (62% day before yesterday)
- (2) 40% beds allocated for COVID patients in Multan have been occupied (38% day before yesterday)
- (3) 33% beds allocated for COVID patients in ICT have been occupied. (31% day before yesterday)
- (4) 31% beds allocated for COVID patients in Rawalpindi have been occupied. (32% day before yesterday)
- (5) 31% beds allocated for COVID patients in Karachi have been occupied. (31% day before yesterday)

d. **HCW (Health Care Workers) Status**

- (1) 12,297, cases have been reported in HCWs while 11,670 have recovered. (653 active cases).
- (2) Most cases in HCWs has been reported by Sindh 4,140.
- (3) 111 deaths have been reported amongst HCWs.

e. **Age wise distribution of COVID cases**

- (1) 74.9% of confirmed cases are below 50 years.
- (2) 77.5% of deceased cases are above 51 years.
- (3) 5,428 deaths have been reported in age group from 51 - 70 accounting to 54 % of total deaths.

f. **COVID Mortality (63 x Deaths)**

- (1) 54 (86%) deaths have occurred in hospitals.
- (2) **38 deaths have been reported by Punjab, most by any province.**
- (3) **24 deaths have been reported in District Lahore, most in any District**
- (4) National CFR was reported at 3.54 %.
- (5) 81 % deceased suffered from co-morbidities