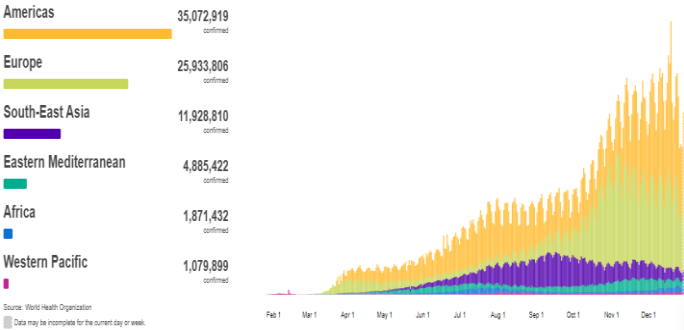
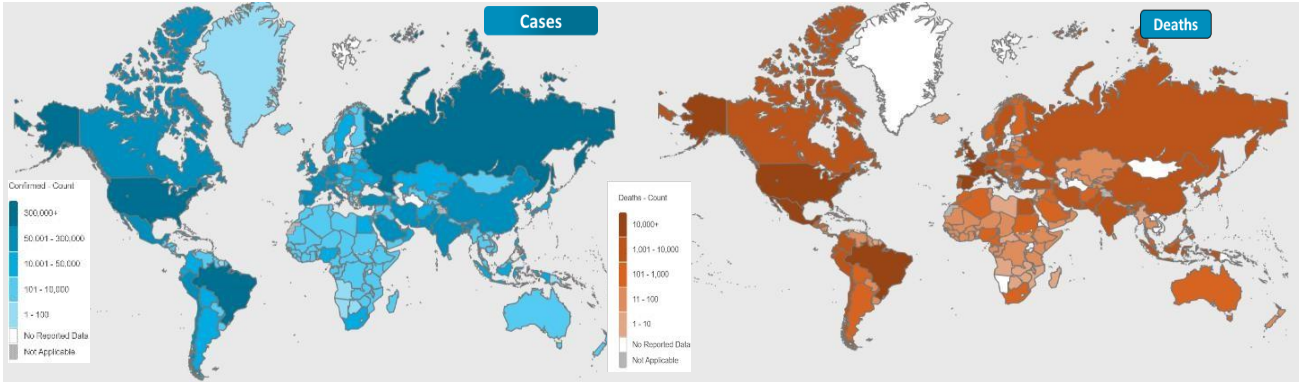




NATIONAL COMMAND AND OPERATIONS CENTRE SITUATION REPORT PART - I

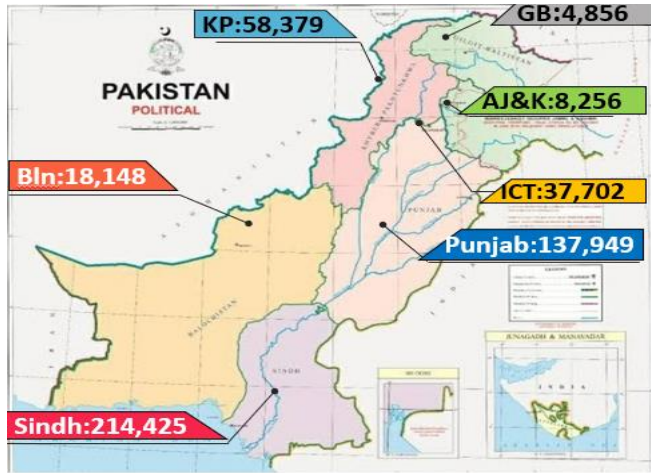
Global Update

Issued: 2:00 PM
31st Dec 2020



	Countries	Cases	Cases Last 24 Hrs	Deaths	Deaths Last 24 Hrs	Ranking	Ranking Change
Global	Overall	83,045,621	+719,174	1,810,963	+14,748	-	
	USA	20,216,991	+234,550	350,778	+3,880	1	↔
	Brazil	7,619,970	+55,853	193,940	+1,224	3	↔
	France	2,600,498	+26,457	64,381	+303	5	↔
	Russia	3,131,550	+26,513	56,426	+599	4	↔
	Spain	1,921,115	+15,058	50,689	+247	9	↔
Regional	UK	2,432,888	+50,023	72,548	+981	6	↔
	India	10,267,283	+21,957	148,774	+299	2	↔
	Iran	1,218,753	+6,272	55,095	+149	15	↔
	Bangladesh	512,496	+1,235	7,531	+22	27	↔
	Pakistan	479,715	+2,475	10,105	+58	28	↔
	Afghanistan	52,330		2,189		90	↔

Pakistan COVID Update



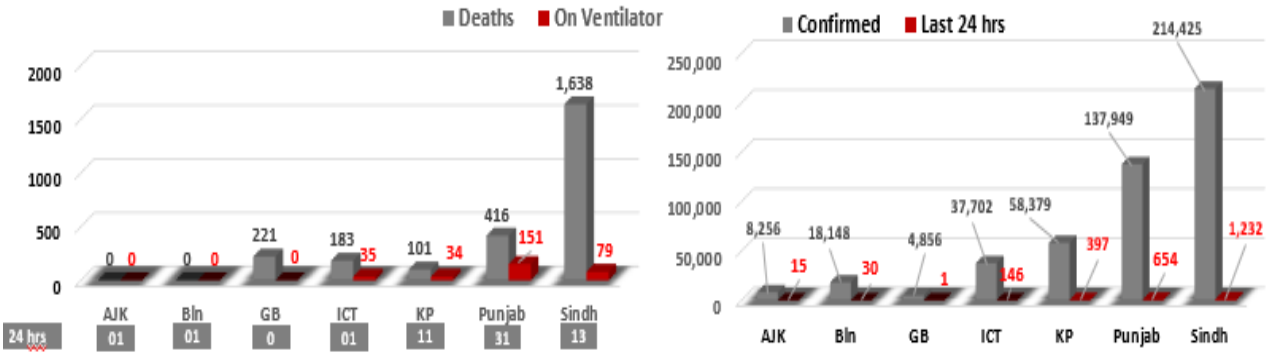
Province-Wise COVID Cases

Provinces	Lab Tests		Lab Confirmed Cases		
	Total Tests Conducted In Last 24 Hours	Total Tests Conducted till date	Previous	Last 24 hours	Cumulative
AJK	400	98,675	8,241	15	8,256
Balochistan	535	180,357	18,118	30	18,148
Capital Balochistan	371	66,026	4,855	01	4,856
ICT	4,433	818,988	37,556	146	37,702
KP	5,913	704,059	57,982	397	58,379
Punjab	15,043	2,440,693	137,295	654	137,949
Sindh	12,940	2,347,270	213,193	1,232	214,425
Total	39,695	6,696,068	477,240	2,475	479,715

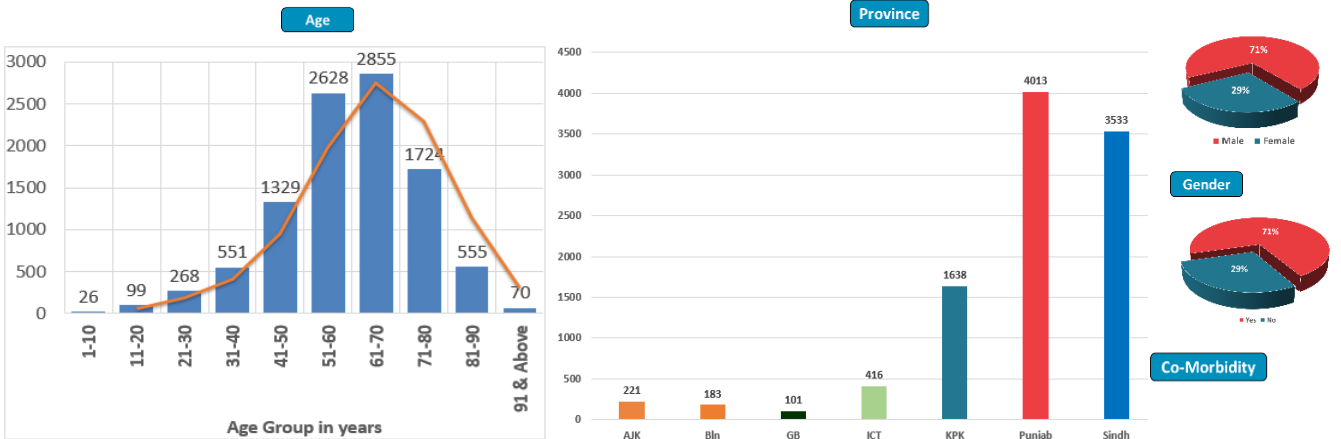
Cases Vs Recovery



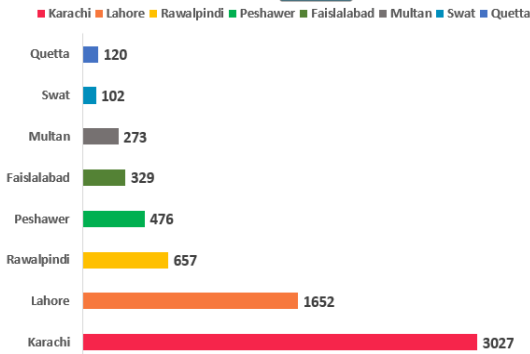
Clinical Status of COVID



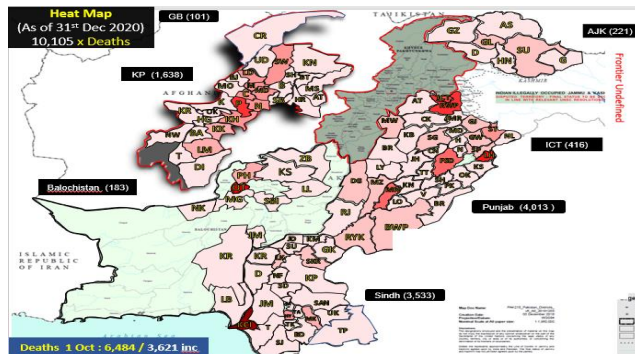
Death Analysis



Deaths

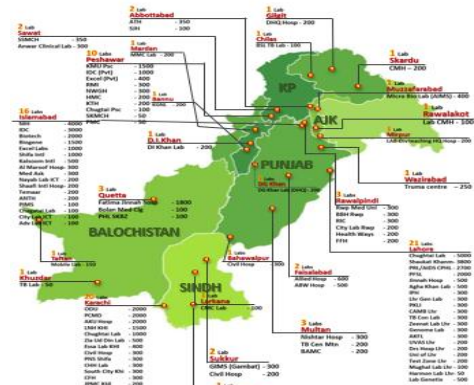
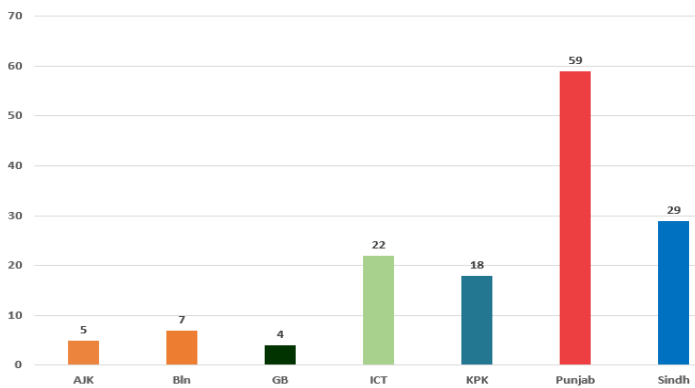


Heat Map



Testing Facility

- Total Functioning Labs in Pakistan - 144
- Total Testing Capacity - 56,219
- Testing Conducted Last 24 hrs - 39,695



1. International

a. COVID Status

- (1) 83,045,621 COVID cases & 1,810,963 deaths have been reported across the globe.
- (2) Germany reports more than 1,000 deaths in a day for first time since start of pandemic.
- (3) Scotland records highest daily rise of 2,045 COVID cases.

b. Vaccine

- (1) Ukraine has signed a contract to buy 1.8 million doses of China's Sinovac COVID-19 vaccine.
- (2) Sinopharm says that its COVID vaccine is 79.3 % effective in final tests.
- (3) Britain health ministry approves AstraZeneca Oxford COVID-19 vaccine.
- (4) Turkey received its first shipment of Covid-19 vaccines from China's Sinovac

c. Lockdown & Restrictions

- (1) India extends suspension of flights with Britain to Jan 7.
- (2) France has decided to deploy 100,000 police officials to stop New years celebrations.

d. New Developments

- (1) 45-year-old nurse in California tested positive for COVID-19 more than a week after receiving Pfizer Inc's coronavirus vaccine.

2. National

a. COVID Status

- (1) National positivity ratio was recorded at 6.23 %.
- (2) Pakistan has reported 4,960 COVID recoveries during last 24 hours.

b. Vent Status

- (1) 299 patients are on ventilators.
- (2) **44% vents allocated for COVID patients in Multan have been occupied. (49% day before yesterday)**
- (3) **41% vents allocated for COVID patients in ICT have been occupied. (40% day before yesterday)**
- (4) Vent occupancy in Lahore has been reported at 32%. (32% day before yesterday)
- (5) Vent occupancy in Peshawar has been reported at 30 %. (32% day before yesterday)

c. **Oxygen Status**

- (1) **63% beds allocated for COVID patients in Peshawar have been occupied** (64% day before yesterday)
- (2) 39% beds allocated for COVID patients in Multan have been occupied (40% day before yesterday)
- (3) 35% beds allocated for COVID patients in ICT have been occupied. (33% day before yesterday)
- (4) 30% beds allocated for COVID patients in Rawalpindi have been occupied. (31% day before yesterday)
- (5) 30% beds allocated for COVID patients in Karachi have been occupied. (31% day before yesterday)

d. **HCW (Health Care Workers) Status**

- (1) 137 new cases have been reported in HCWs, increasing the total to 12,434, while 11,743 have recovered (580 active cases)
- (2) Most cases in HCWs has been reported by Sindh 4,181.
- (3) 111 deaths have been reported amongst HCWs.

e. **Age wise distribution of COVID cases**

- (1) 74.9% of confirmed cases are below 50 years.
- (2) 77.5% of deceased cases are above 51 years.
- (3) 5,458 deaths have been reported in age group from 51 - 70 accounting to 54 % of total deaths.

f. **COVID Mortality (55 x Deaths)**

- (1) 46 (84%) deaths have occurred in hospitals.
- (2) **23 deaths have been reported by Punjab, most by any province.**
- (3) **16 deaths have been reported in District Lahore and Karachi.**
- (4) National CFR was reported at 2.55 %.
- (5) 81 % deceased suffered from co-morbidities