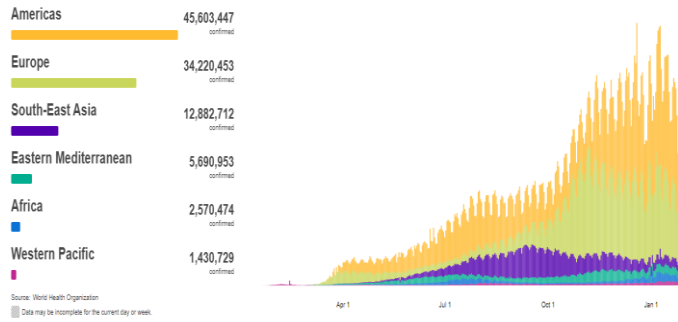
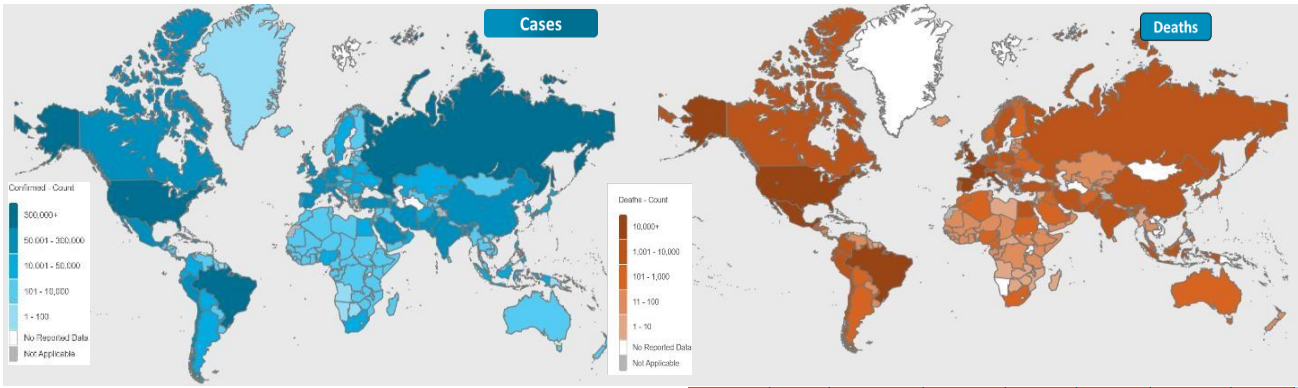




NATIONAL COMMAND AND OPERATIONS CENTRE SITUATION REPORT PART - I

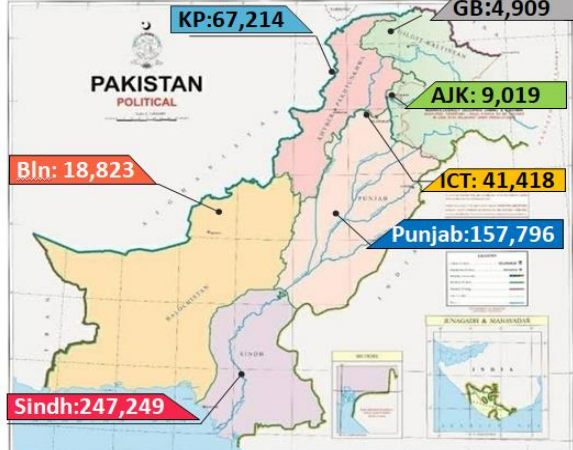
Issued: 2:00 PM
1st Feb 2021

Global Update



Ranking	Countries	Cases	Cases Last 24 Hrs	Deaths	Deaths Last 24 Hrs	Ranking Change
	World	103,513,141	+395,486	2,237,247	+9,327	
1	USA	26,767,229	+107,816	452,279	+1,886	↔
3	Brazil	9,204,731	+27,756	224,534	+563	↔
4	Russia	3,850,439	+18,359	73,182	+485	↔
5	UK	3,817,176	+21,088	106,158	+587	↔
6	France	3,197,114	+19,235	76,057	+195	↔
7	Spain	2,830,478		58,319		↔
2	India	10,758,619	+11,528	154,428	+116	↔
16	Iran	1,417,999	+6,268	57,959	+70	↔
30	Pakistan	546,428	1,615	11,683	26	↔
31	Bangladesh	535,139	+369	8,127	+16	↔
94	Afghanistan	55,059	+36	2,404	+4	↔

Pakistan COVID Update



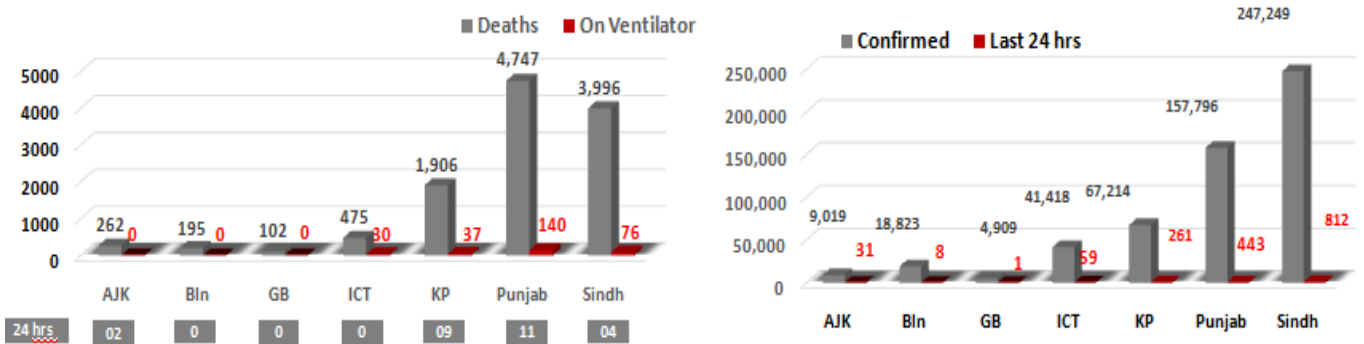
Province-Wise COVID Cases

Provinces	Lab Tests		Lab Confirmed Cases		
	Total Tests Conducted in Last 24 Hours	Total Tests Conducted till date	Previous	Last 24 hours	Cumulative
AJK	349	109,283	8,988	31	9,019
Balochistan	438	176,592	18,815	08	18,823
Gilgit Baltistan	400	77,629	4,908	01	4,909
ICT	5,059	987,647	41,359	59	41,418
KP	6,077	955,750	66,953	261	67,214
Punjab	11,431	2,934,300	157,353	443	157,796
Sindh	11,031	2,725,780	246,437	812	247,249
Total	34,785	7,966,981	544,813	1,615	546,428

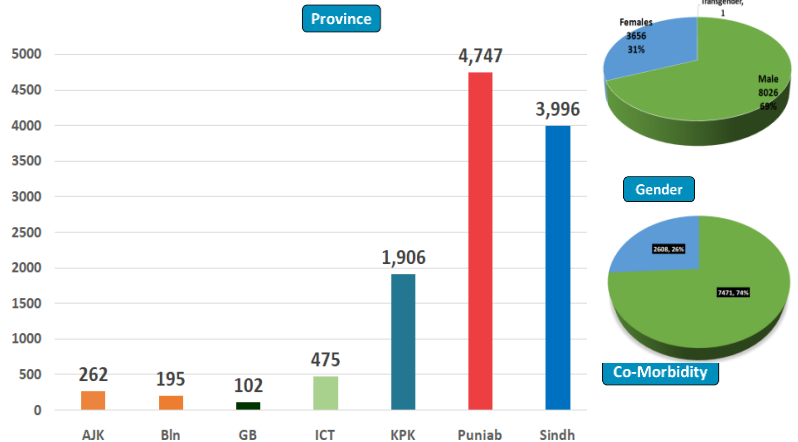
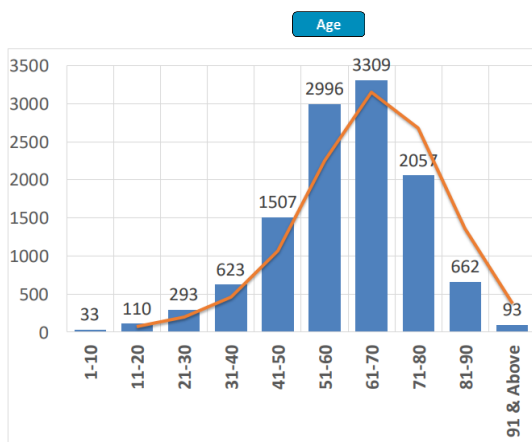
Cases Vs Recovery



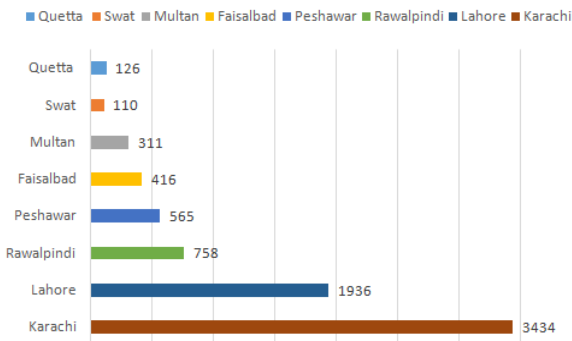
Clinical Status of COVID



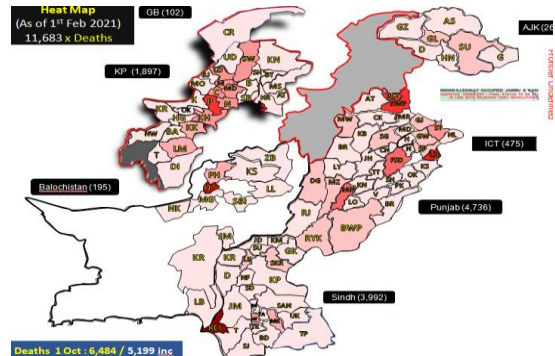
Death Analysis



Deaths

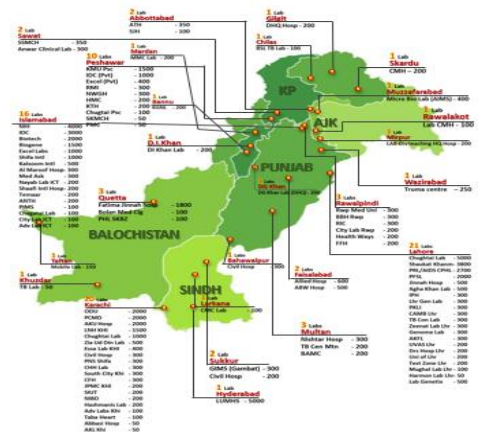
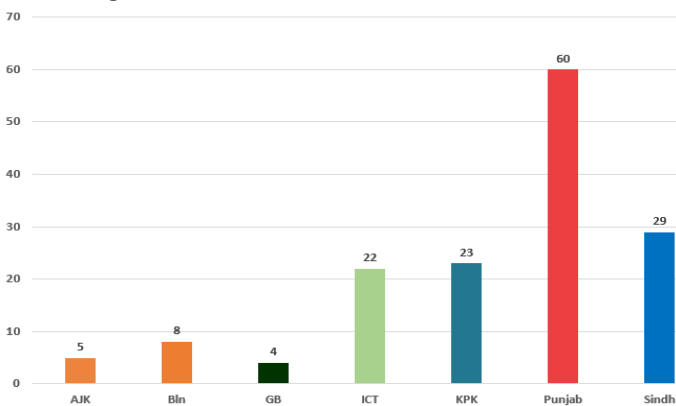


Heat Map



Testing Facility

- Total Functioning Labs in Pakistan - 151
- Total Testing Capacity - 59,425
- Testing Conducted Last 24 hrs - 34,785



1. International

a. COVID Status

- (1) 103,513,110 COVID cases & 2,237,204 deaths have been reported across the globe.
- (2) UAE COVID cases cross 300,000 mark.

b. Vaccine

- (1) Algeria has launched its COVID vaccination campaign with Russian Sputnik V vaccine.
- (2) UK has carried out its highest number of 598,389 COVID vaccinations in single day.

c. Lockdown and Restrictions

- (1) Israel has extended its COVID lockdown as COVID variants offset vaccination drive.

2. National

a. COVID Status

- (1) National positivity ratio was recorded at 4.64 %.
- (2) Pakistan has reported 1,278 COVID recoveries during last 24 hours.

b. Vent Status

- (1) 289 patients are on ventilators.
- (2) **41% vents allocated for COVID patients in Multan have been occupied. (37% day before yesterday)**
- (3) 37% vents allocated for COVID patients in ICT have been occupied. (38% day before yesterday)
- (4) Vent occupancy in Lahore has been reported at 35%. (35% day before yesterday)

c. Oxygen Status

- (1) **45% beds allocated for COVID patients in Peshawar have been occupied (41% day before yesterday)**
- (2) 36% beds allocated for COVID patients in Karachi have been occupied. (36% day before yesterday)
- (3) 35% beds allocated for COVID patients in Multan have been occupied (34% day before yesterday)

d. **HCW (Health Care Workers) Status**

- (1) 15 new cases have been reported in HCWs, increasing the total to 13,774 while 12,976 have recovered (666 active cases)
- (2) Most cases in HCWs have been reported by Sindh 5,159
- (3) 132 deaths have been reported amongst HCWs.

e. **COVID Mortality (34 x Deaths)**

- (1) 32 (94%) deaths have occurred in hospitals.
- (2) **20 deaths have been reported by Punjab.**
- (3) **09 deaths have been reported in District Lahore. Most by any district**
- (4) National CFR was reported at 2.12%.
- (5) 76% deceased suffered from co-morbidities.