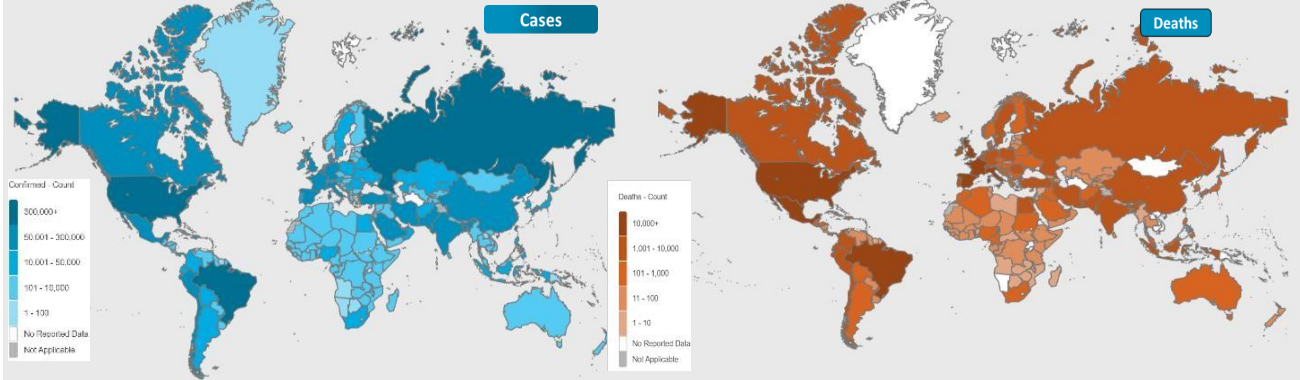




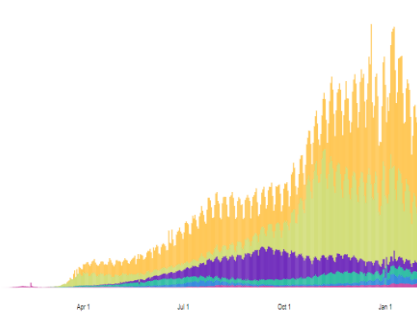
# NATIONAL COMMAND AND OPERATIONS CENTRE SITUATION REPORT PART - I

Issued: 2:00 PM  
2<sup>nd</sup> Feb 2021

## Global Update

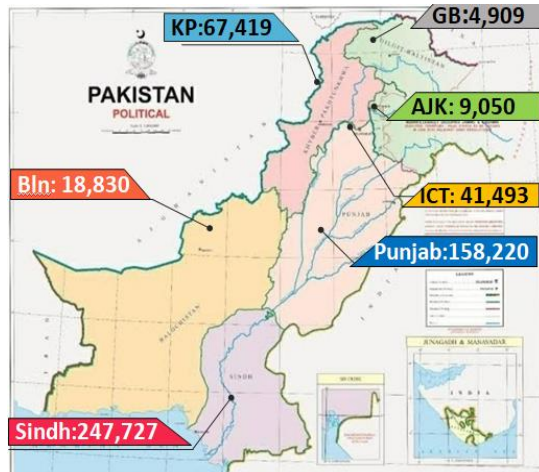


Americas	45,785,210 confirmed
Europe	34,393,183 confirmed
South-East Asia	12,905,034 confirmed
Eastern Mediterranean	5,711,545 confirmed
Africa	2,582,582 confirmed
Western Pacific	1,439,276 confirmed



	Ranking	Countries	Cases	Cases Last 24 Hrs	Deaths	Deaths Last 24 Hrs	Ranking Change
Global		World	103,921,870	+392,583	2,247,108	+9,260	
	1	USA	26,911,375	+125,454	454,213	+1,904	↔
	3	Brazil	9,230,016	+25,285	225,143	+609	↔
	4	Russia	3,868,087	+17,648	73,619	+437	↔
	5	UK	3,835,783	+18,607	106,564	+406	↔
	6	France	3,201,461	+4,347	76,512	+455	↔
	7	Spain	2,852,729	+25,867	59,081	+254	↔
Regional	2	India	10,767,206	+8,587	154,522	+94	↔
	16	Iran	1,424,596	+6,597	58,038	+79	↔
	30	Pakistan	547,648	1,220	11,746	63	↔
	31	Bangladesh	535,582	+443	8,137	+10	↔
95	Afghanistan	55,121	+62	2,405	+1	↓	

## Pakistan COVID Update



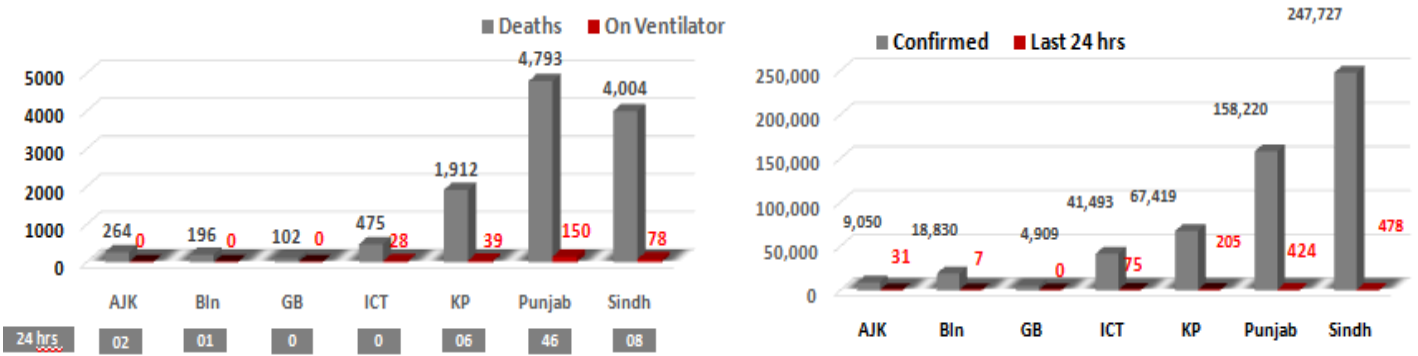
## Province-Wise COVID Cases

Provinces	Lab Tests		Lab Confirmed Cases		
	Total Tests Conducted in Last 24 Hours	Total Tests Conducted till date	Previous	Last 24 hours	Cumulative
AJK	327	109,610	9,019	31	9,050
Balochistan	424	177,016	18,823	07	18,830
Gilgit Baltistan	361	77,990	4,909	00	4,909
ICT	6,171	993,818	41,418	75	41,493
KP	6,296	962,046	67,214	205	67,419
Punjab	14,879	2,949,179	157,796	424	158,220
Sindh	10,355	2,736,135	247,249	478	247,727
Total	38,813	8,005,794	546,428	1,220	547,648

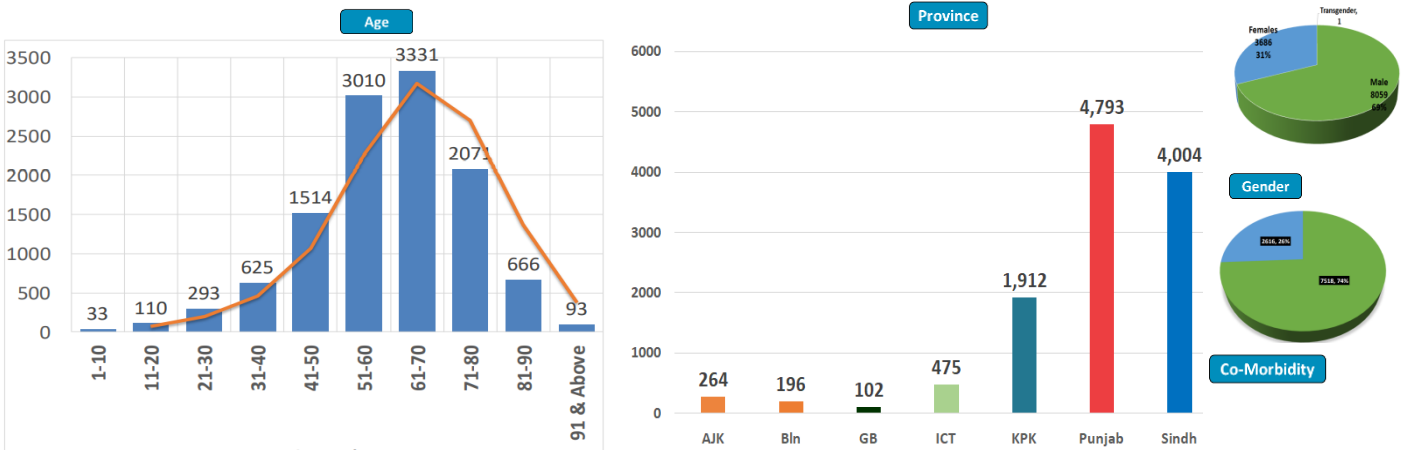
## Cases Vs Recovery



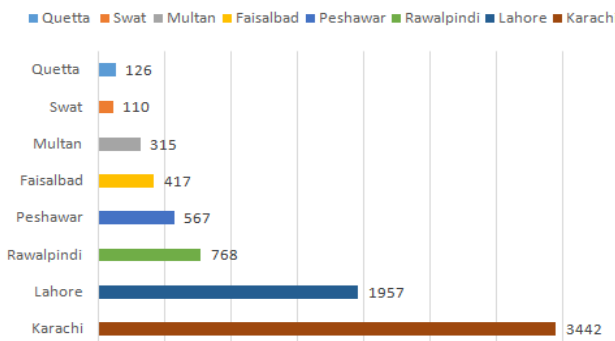
### Clinical Status of COVID



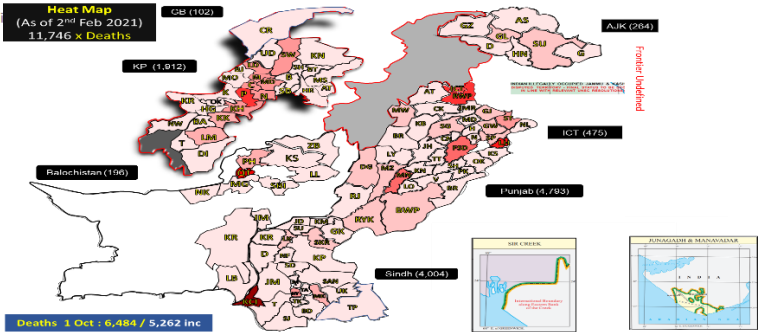
### Death Analysis



### Deaths

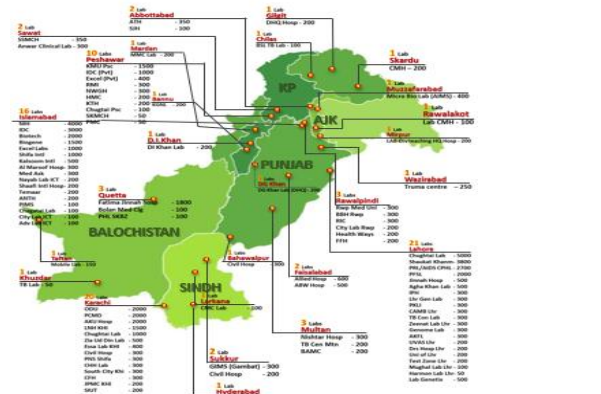
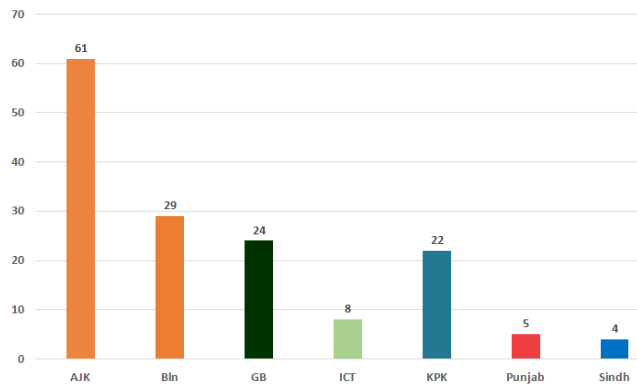


### Heat Map



### Testing Facility

- Total Functioning Labs in Pakistan - 153
- Total Testing Capacity - 59,731
- Testing Conducted Last 24 hrs - 38,813



## 1. International

### a. COVID Status

- (1) 103,921,813 COVID cases & 2,247,018 deaths have been reported across the globe.
- (2) UK has reported its lowest daily rise of 18,607 new cases since mid-December.

### b. Vaccine

- (1) Novavax Inc has submitted its COVID-19 vaccine candidate to Canadian health regulator for EUA after the pharmaceutical company said a UK trial had found that its vaccine was 89% effective.
- (2) Poland has said that it will not administer AstraZeneca vaccine to older people until more data is available.

### c. Lockdown and Restrictions

- (1) Russia has extended a ban on flights to and from UK until 17 February.

### d. COVID Variant

- (1) Dutch health minister has said that UK variant behind 'half of all new cases' in Netherlands.

## 2. National

### a. COVID Status

- (1) National positivity ratio was recorded at 3.14 %.
- (2) Pakistan has reported 1,285 COVID recoveries during last 24 hours.

### b. Vent Status

- (1) 283 patients are on ventilators.
- (2) **41% vents allocated for COVID patients in Multan have been occupied. (41% day before yesterday)**
- (3) 37% vents allocated for COVID patients in ICT have been occupied. (37% day before yesterday)
- (4) Vent occupancy in Lahore has been reported at 35%. (35% day before yesterday)

### c. Oxygen Status

- (1) **42% beds allocated for COVID patients in Peshawar have been occupied (45% day before yesterday)**

- (2) 35% beds allocated for COVID patients in Karachi have been occupied.  
(36% day before yesterday)
- (3) 34% beds allocated for COVID patients in Multan have been occupied  
(35% day before yesterday)

d. **HCW (Health Care Workers) Status**

- (1) 17 new cases have been reported in HCWs, increasing the total to 13,791 while 12,989 have recovered (670 active cases)
- (2) Most cases in HCWs have been reported by Sindh 5,171
- (3) 132 deaths have been reported amongst HCWs.

e. **COVID Mortality (26 x Deaths)**

- (1) 24 (92%) deaths have occurred in hospitals.
- (2) **11 deaths have been reported by Punjab.**
- (3) **04 deaths have been reported in District Karachi and Rahim yar Khan each.**
- (4) National CFR was reported at 1.60 %.
- (5) 76% deceased suffered from co-morbidities.