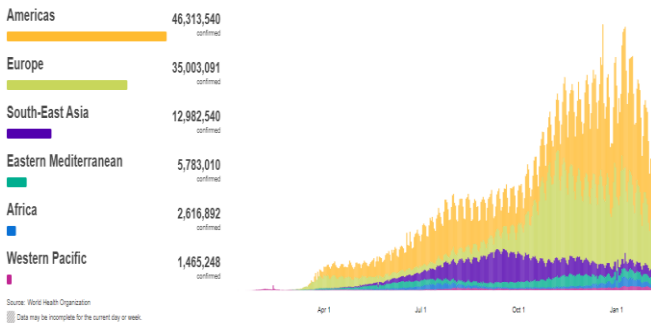
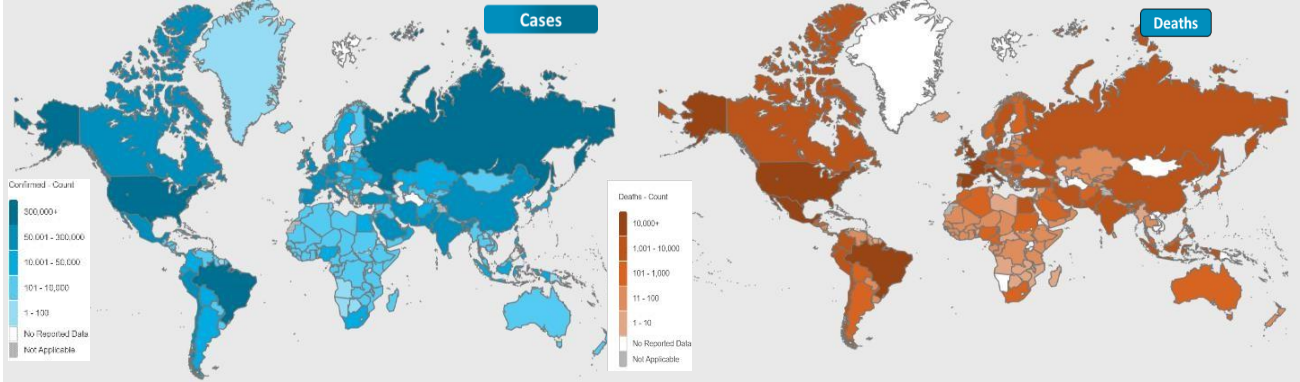




NATIONAL COMMAND AND OPERATIONS CENTRE SITUATION REPORT PART - I

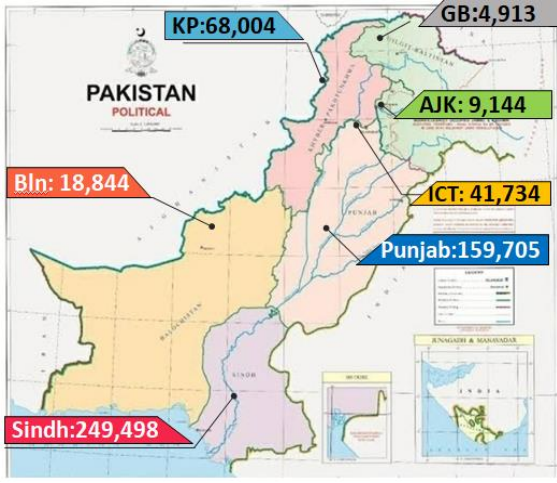
Issued: 2:00 PM
5th Feb 2021

Global Update



Ranking	Countries	Cases	Cases Last 24 Hrs	Deaths	Deaths Last 24 Hrs	Ranking Change
	World	105,403,123	509,009	2,292,806	14,320	
1	USA	27,274,014	121,737	466,997	3,532	↔
3	Brazil	9,397,769	57,848	228,883	1,291	↔
4	Russia	3,917,918	16,714	75,205	521	↔
5	UK	3,892,459	20,634	110,250	915	↔
6	France	3,274,608	23,448	77,952	357	↔
7	Spain	2,943,349	29,960	60,802	432	↔
2	India	10,803,533	12,410	154,862	120	↔
16	Iran	1,445,319	7,033	58,256	67	↔
30	Pakistan	551,842	1,302	11,886	53	↔
31	Bangladesh	537,030	485	8,175	13	↔
96	Afghanistan	55,265	34	2,407		↔

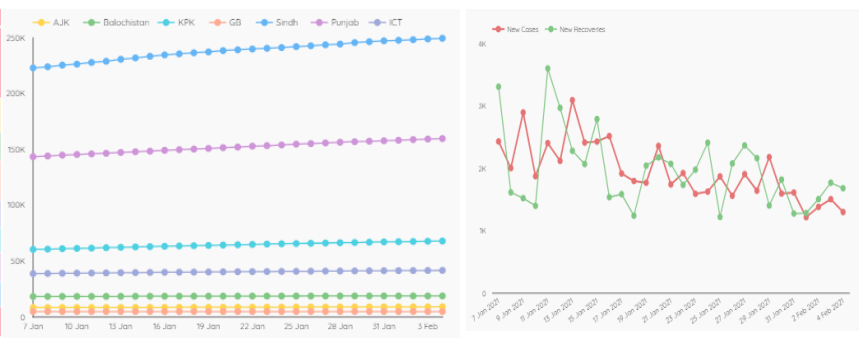
Pakistan COVID Update



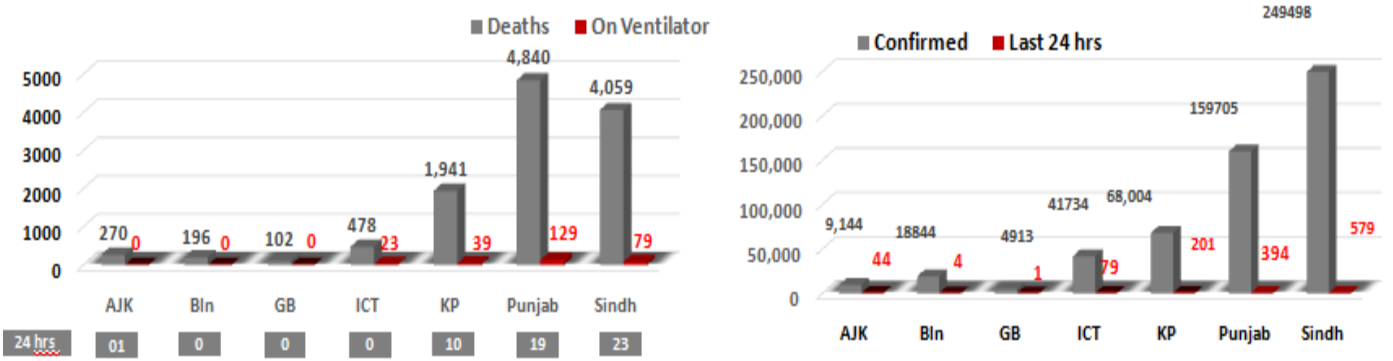
Province-Wise COVID Cases

Provinces	Lab Tests		Lab Confirmed Cases		
	Total Tests Conducted In Last 24 Hours	Total Tests Conducted till date	Previous	Last 24 hours	Cumulative
AJK	596	111,025	9,100	44	9,144
Balochistan	564	178,462	18840	04	18844
Gilgit Baltistan	360	79,068	4,912	1	4913
ICT	5,808	1,011,769	41655	79	41734
KP	6,633	981,415	67,803	201	68,004
Punjab	11,492	2,991,953	159311	394	159705
Sindh	11,567	2,768,755	248919	579	249498
Total	37,020	8,122,447	550,540	1,302	551,842

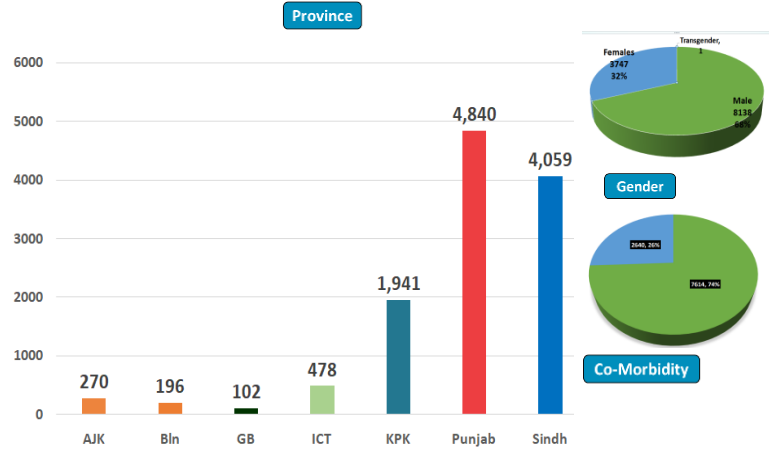
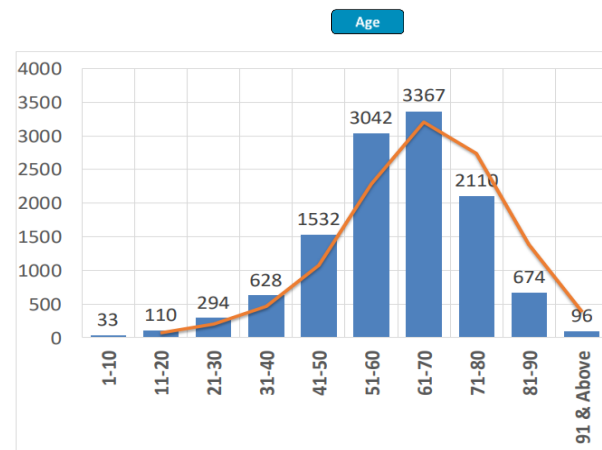
Cases Vs Recovery



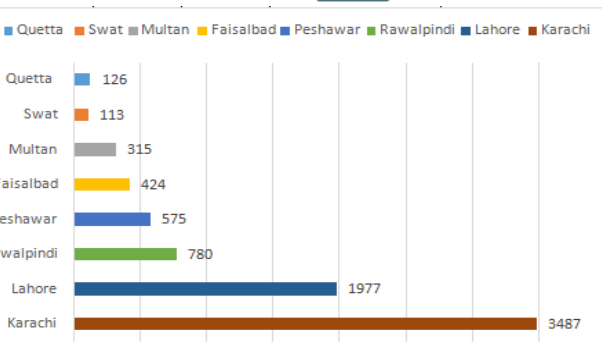
Clinical Status of COVID



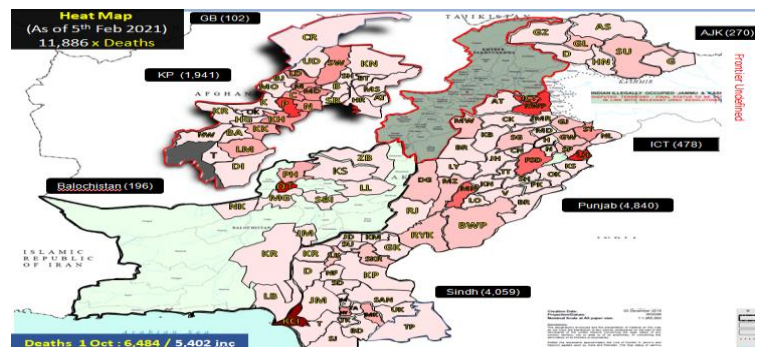
Death Analysis



Deaths

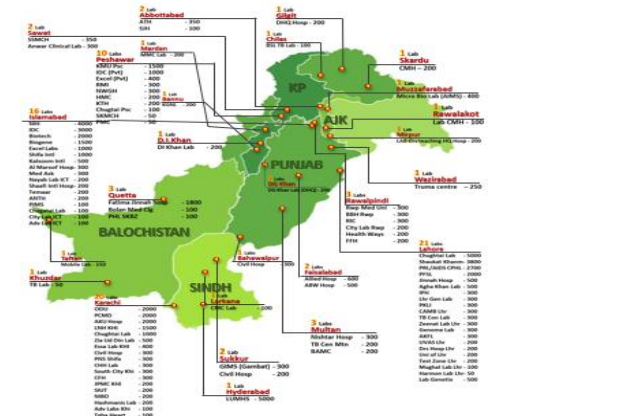
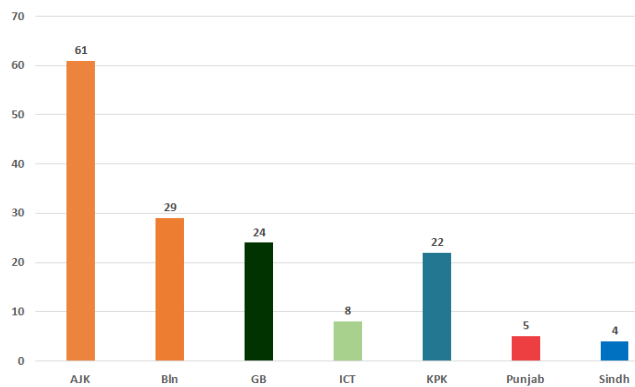


Heat Map



Testing Facility

- Total Functioning Labs in Pakistan - 153
- Total Testing Capacity - 59,731
- Testing Conducted Last 24 hrs - 37,020



1. International

a. COVID Status

- (1) 105,403,118 COVID cases & 2,292,806 deaths have been reported across the globe.
- (2) Deaths in USA due to COVID have crossed 4,50,000 Mn.

b. Vaccine

- (1) Human trials of COVID vaccine combining a British shot from AstraZeneca and Oxford University with Russia's Sputnik V vaccine will begin next week.
- (2) According to an analysis of Israel's vaccination programme One Pfizer/BioNTech jab gives '90% immunity' from COVID after 21 days.

c. Lockdown and Restrictions

- (1) Saudi Arabia has shut down entertainment centres including cinemas and has suspended dine-in services at restaurants.
- (2) Kuwait has suspended entry of non-citizens for two weeks.

d. COVID Variant

- (1) UK vaccine development minister has said that there are 4000 variants of COVID-19 across the world.

2. National

a. COVID Status

- (1) National positivity ratio was recorded at 3.51 %.
- (2) Pakistan has reported 1,684 COVID recoveries during last 24 hours.

b. Vent Status

- (1) 277 patients are on ventilators.
- (2) 39 % vents allocated for COVID patients in Multan have been occupied. (41% day before yesterday)
- (3) Vent occupancy in Lahore has been reported at 34%. (37% day before yesterday)
- (4) 28% vents allocated for COVID patients in ICT have been occupied. (31% day before yesterday)

c. Oxygen Status

- (1) **44% beds allocated for COVID patients in Peshawar have been occupied** (44% day before yesterday)
- (2) 34% beds allocated for COVID patients in Multan have been occupied (34% day before yesterday)

- (3) 29% beds allocated for COVID patients in Karachi have been occupied.
(31% day before yesterday)

d. **HCW (Health Care Workers) Status**

- (1) 14 new cases have been reported in HCWs, increasing the total to 13,865 while 13,069 have recovered (663 active cases)
- (2) Most cases in HCWs have been reported by Sindh 5,211
- (3) 133 deaths have been reported amongst HCWs.

e. **COVID Mortality (31 x Deaths)**

- (1) 53 (95%) deaths have occurred in hospitals.
- (2) **15 deaths have been reported by Punjab.**
- (3) **05 deaths have been reported in District Lahore. Most by any district**
- (4) National CFR was reported at 2.05 %.
- (5) 79% deceased suffered from co-morbidities.