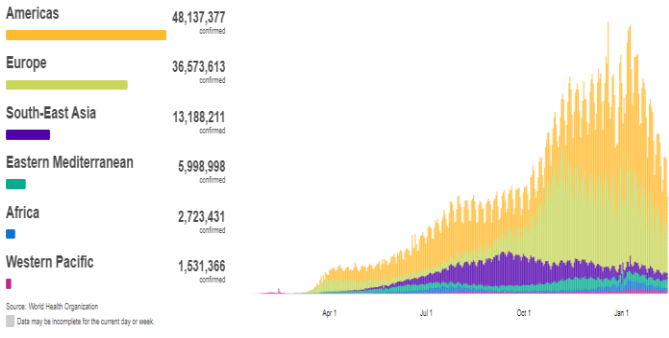
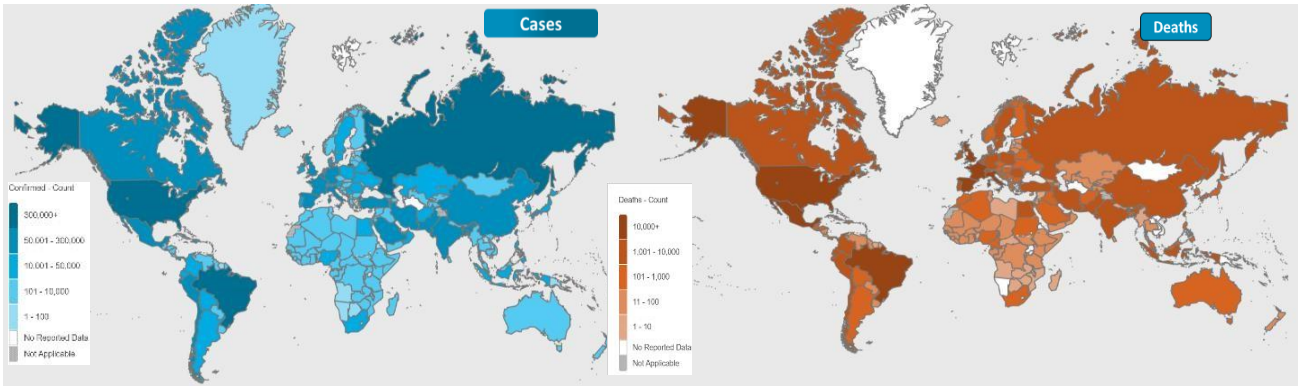




NATIONAL COMMAND AND OPERATIONS CENTRE SITUATION REPORT PART - I

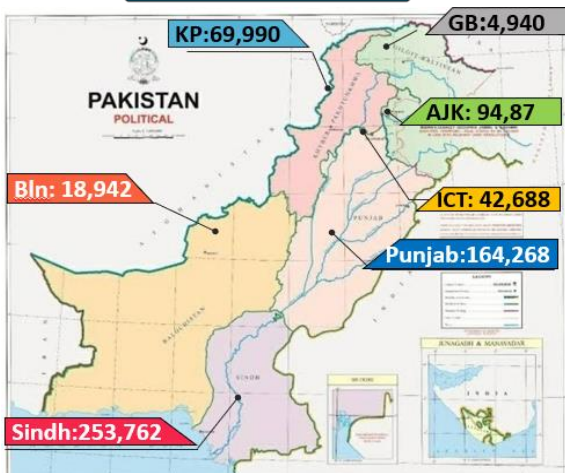
Issued: 2:00 PM
15th Feb 2021

Global Update



	Ranking	Countries	Cases	Cases Last 24 Hrs	Deaths	Deaths Last 24 Hrs	Ranking Change
Global		World	109,383,617	292,613	2,411,084	6,910	
	1	USA	28,261,470	64,297	497,174	1,111	↔
	3	Brazil	9,834,513	23,258	239,294	647	↔
	4	Russia	4,071,883	14,185	80,126	430	↔
	5	UK	4,038,078	10,972	117,166	258	↔
	6	France	3,465,163	16,546	81,814	167	↔
	7	Spain	3,056,035		64,747		↔
Regional	2	India	10,916,172	11,434	155,764	91	↔
	15	Iran	1,518,263	7,390	58,945	62	↔
	30	Pakistan	564,077	1,048	12,333	26	↔
	33	Bangladesh	540,592	326	8,274	8	↔
	96	Afghanistan	55,514	22	2,427		↔

Pakistan COVID Update



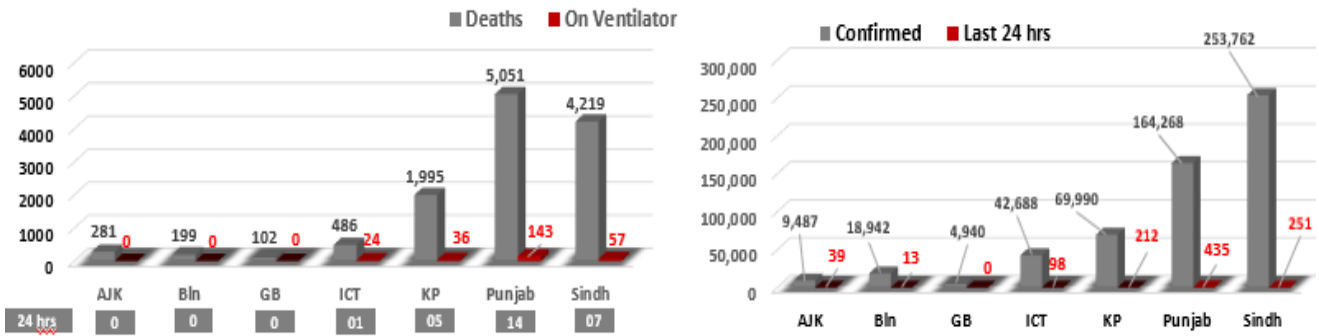
Province-Wise COVID Cases

Provinces	Lab Tests		Lab Confirmed Cases		
	Total Tests Conducted In Last 24 Hours	Total Tests Conducted till date	Previous	Last 24 hours	Cumulative
AJK	485	115,905	9,448	99	9,487
Balochistan	390	183,872	18,929	13	18,942
Gilgit Baltistan	348	82,633	4,940	00	4,940
ICT	3,757	1,055,072	42,590	98	42,688
KP	6,246	1,042,712	69,778	212	69,990
Punjab	11,541	3,113,863	163,833	435	164,268
Sindh	9,252	2,872,660	253,511	251	253,762
Total	32,019	8,466,117	563,029	1,048	564,077

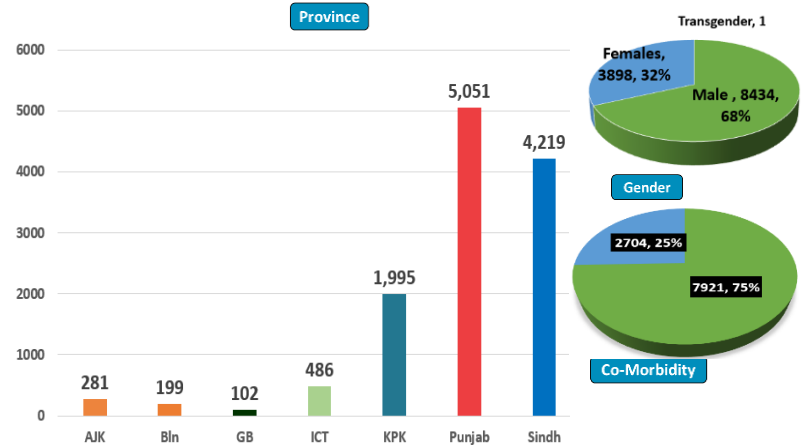
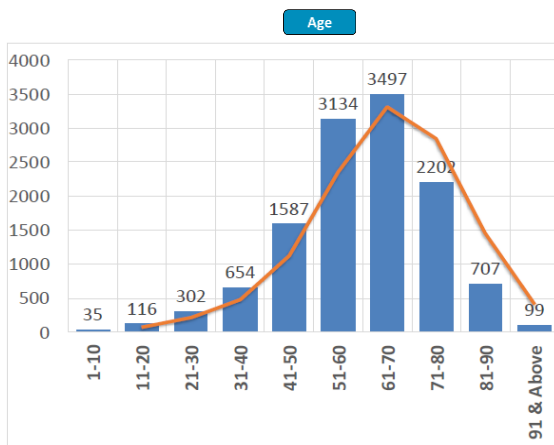
Cases Vs Recovery



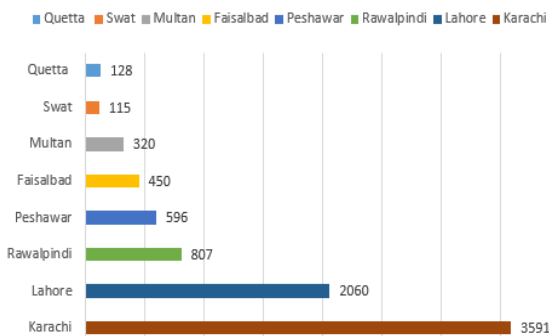
Clinical Status of COVID



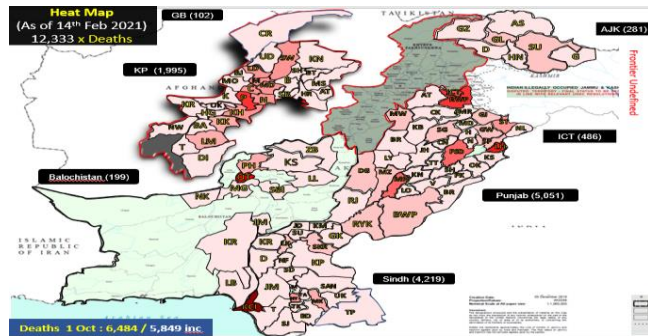
Death Analysis



Deaths

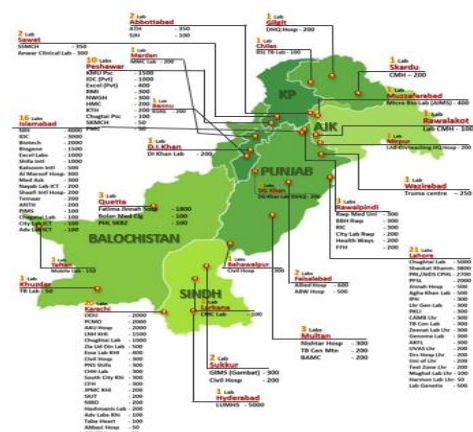
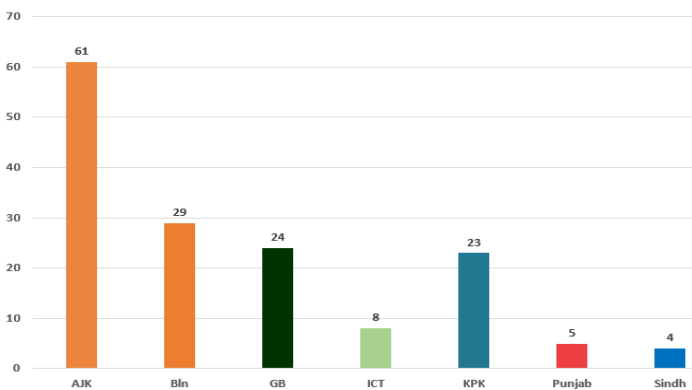


Heat Map



Testing Facility

- Total Functioning Labs in Pakistan - 154
- Total Testing Capacity - 59,981
- Testing Conducted Last 24 hrs - 32,019



1. International

a. COVID Status

(1) 109,381,072 COVID cases & 2,410,948 deaths have been reported across the globe.

b. COVID Vaccine

- (1) Mexico has received a shipment of 870,000 doses of AstraZeneca's Covid-19 vaccine from India.
- (2) 15 Mn people in the UK have been vaccinated with first dose of COVID-19 vaccine.
- (3) Lebanon has started its COVID-19 vaccination drive with Pfizer-BioNTech vaccine.
- (4) Israeli study of more than half a million fully vaccinated people indicated that Pfizer/BioNTech jab offered 94% protection.

2. National

a. COVID Status

- (1) National positivity ratio was recorded at 3.27 %.
- (2) Pakistan has reported 910 COVID recoveries during last 24 hours.

b. Vent Status

- (1) 264 patients are on ventilators.
- (2) 37% vents allocated for COVID patients in Multan have been occupied. (37% day before yesterday)
- (3) Vent occupancy in Lahore has been reported at 37%. (35% day before yesterday)
- (4) 30% vents allocated for COVID patients in ICT have been occupied. (35% day before yesterday)
- (5) 25% vents allocated for COVID patients in Peshawar have been occupied. (25% day before yesterday)

c. Oxygen Status

- (1) **61% beds allocated for COVID patients in Gujrat have been occupied.** (61% day before yesterday)
- (2) 38% beds allocated for COVID patients in Peshawar have been occupied (40% day before yesterday)
- (3) 23% beds allocated for COVID patients in Multan have been occupied (23 % day before yesterday)

d. **HCW (Health Care Workers) Status**

- (1) 9 new cases have been reported in HCWs, increasing the total to 14,270 while 13,547 have recovered (586 active cases)
- (2) Most cases in HCWs have been reported by Sindh 5,335
- (3) 137 deaths have been reported amongst HCWs. (86 doctors, Medical Student, 3 nurses, 47 paramedic staff)

e. **COVID Mortality (31 x Deaths)**

- (1) 26 (84%) deaths have occurred in hospitals.
- (2) **13 deaths have been reported by Sindh.**
- (3) **06 deaths have been reported in District Karachi. Most by any district**
- (4) National CFR was reported at 2.20 %.
- (5) 75 % deceased suffered from co-morbidities.