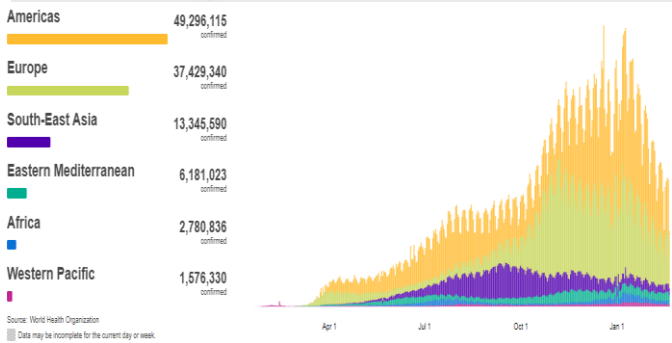
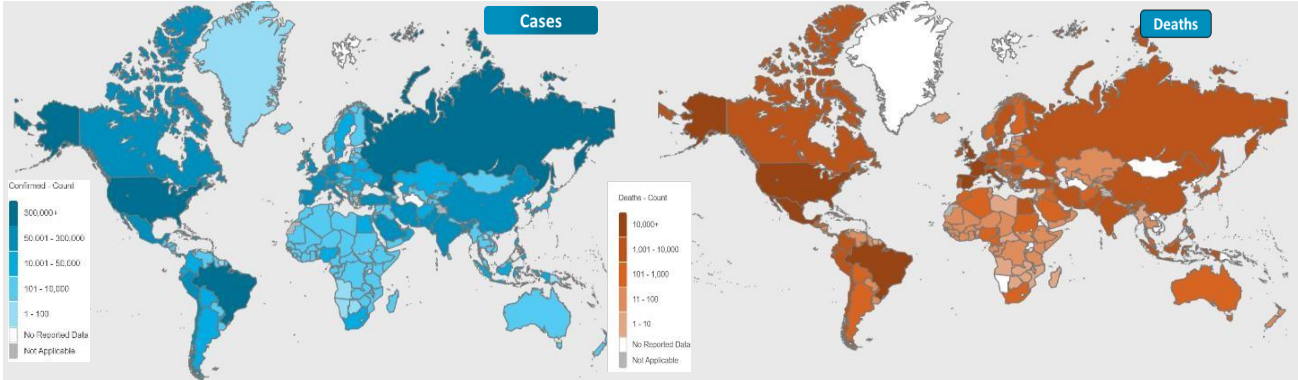




# NATIONAL COMMAND AND OPERATIONS CENTRE SITUATION REPORT PART - I

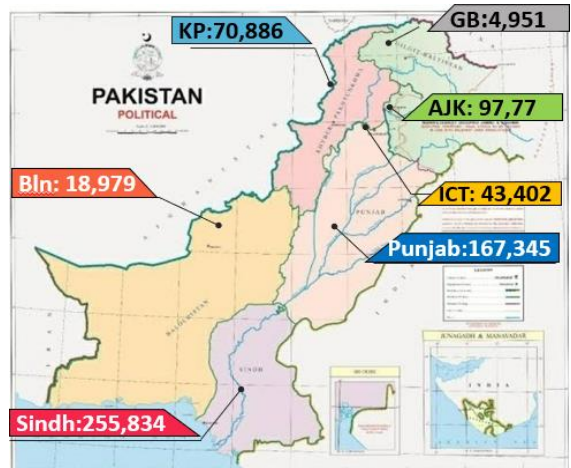
Issued: 2:00 PM  
21<sup>st</sup> Feb 2021

## Global Update



	Ranking	Countries	Cases	Cases Last 24 Hrs	Deaths	Deaths Last 24 Hrs	Ranking Change
Global		World	111,638,831	372,492	2,471,484	8,493	
	1	USA	28,706,473	69,617	509,875	1,907	↔
	3	Brazil	10,139,148	57,455	246,006	1,051	↔
	4	Russia	4,151,984	12,953	82,876	480	↔
	5	UK	4,105,675	10,406	120,365	445	↔
	6	France	3,583,135	22,371	84,147	183	↔
	7	Spain	3,133,122		67,101		↔
Regional	2	India	10,991,091	14,315	156,339	99	↔
	15	Iran	1,566,081	7,922	59,409	68	↔
	30	Pakistan	571,174	1,329	12,601	38	↔
	33	Bangladesh	543,024	350	8,342	5	↔
	97	Afghanistan	55,604	24	2,432	2	↔

## Pakistan COVID Update



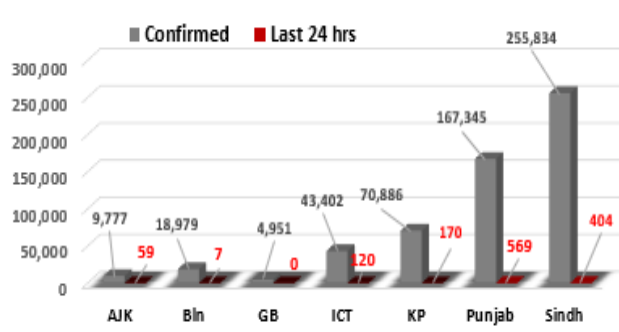
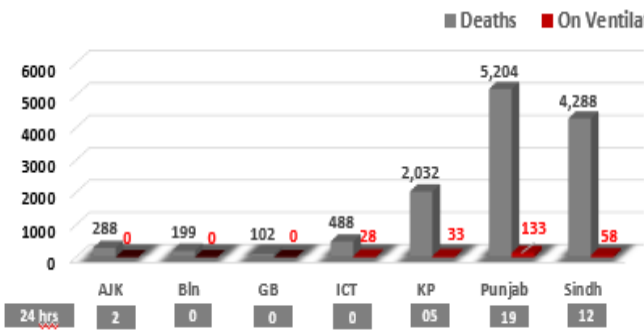
## Province-Wise COVID Cases

Provinces	Lab Tests		Lab Confirmed Cases		
	Total Tests Conducted in Last 24 Hours	Total Tests Conducted till date	Previous	Last 24 hours	Cumulative
AJK	781	118,845	9,718	59	9,777
Balochistan	732	187,463	18,972	07	18,979
Gilgit Baltistan	410	85,151	4,951	00	4,951
ICT	5,779	1,083,072	43,282	120	43,402
KP	7,191	1,083,146	70,716	170	70,886
Punjab	15,103	3,190,634	166,776	569	167,345
Sindh	11,399	2,937,931	255,430	404	255,834
<b>Total</b>	<b>41,395</b>	<b>8,686,242</b>	<b>569,845</b>	<b>1,329</b>	<b>571,174</b>

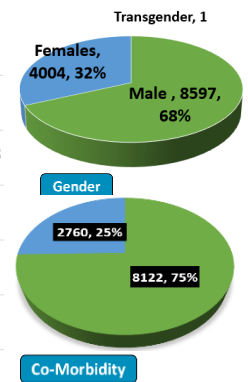
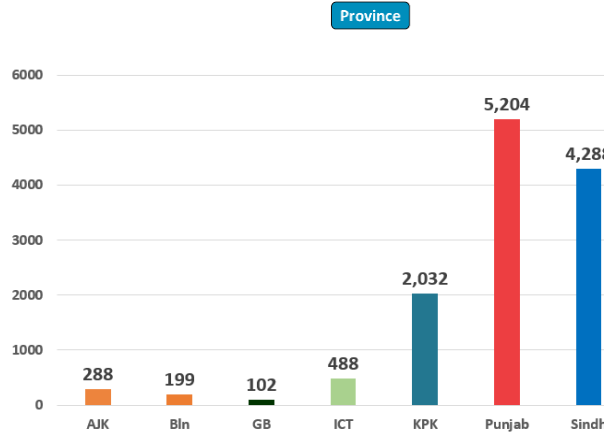
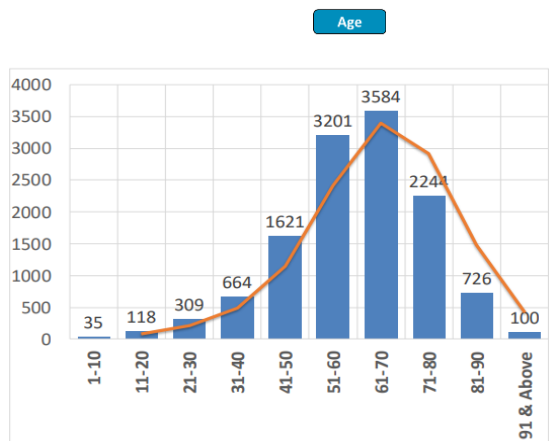
## Cases Vs Recovery



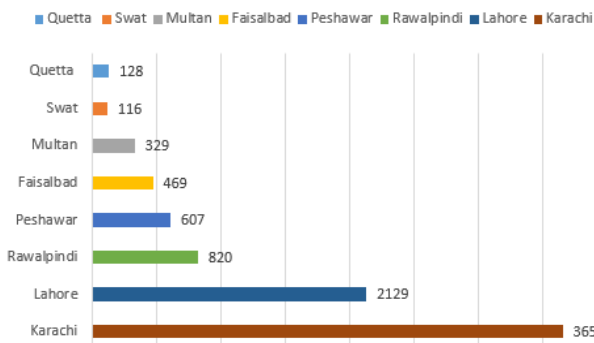
### Clinical Status of COVID



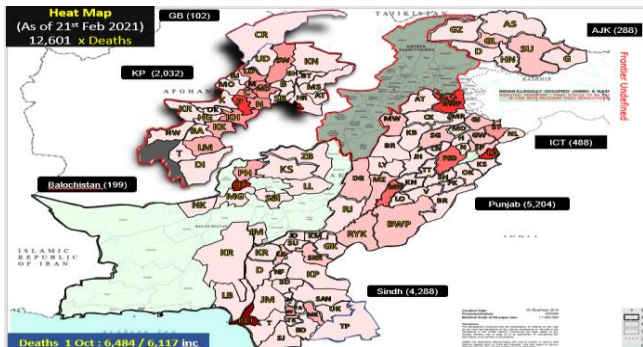
### Death Analysis



### Deaths

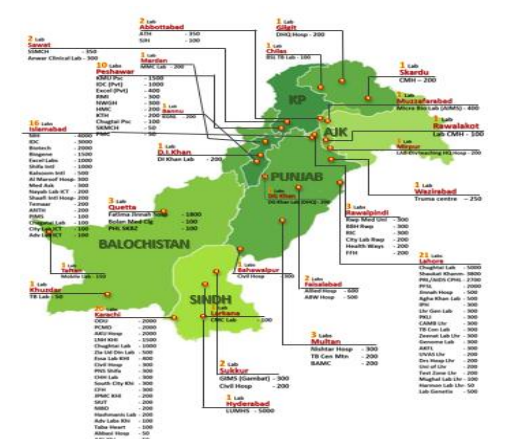
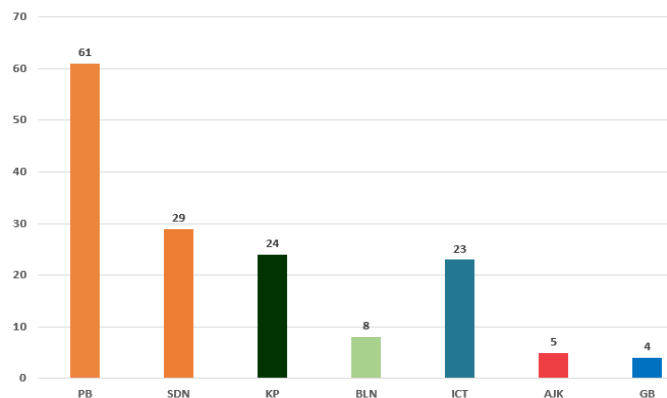


### Heat Map



### Testing Facility

- Total Functioning Labs in Pakistan - 154
- Total Testing Capacity - 59,981
- Testing Conducted Last 24 hrs - 41,395



## 1. International

### a. COVID Status

(1) 111,638,811 COVID cases 2,462,767 & deaths have been reported across the globe.

### b. COVID Vaccine

(1) Israel has reported a 95.8% drop in Covid-19 infection among those who have received two doses of Pfizer's vaccine.

(2) University of Oxford research published in The Lancet has suggested that three-month gap between AstraZeneca jabs makes shot more effective than six-week gap.

(3) Johnson & Johnson has submitted for emergency use listing of its COVID-19 vaccine to WHO.

## 2. National

### a. COVID Status

(1) National positivity ratio was recorded 3.21 %.

(2) Pakistan has reported 905 COVID recoveries during last 24 hours.

### b. Vent Status

(1) 240 patients are on ventilators.

(2) Vent occupancy in Lahore has been reported at 36%. (35% day before yesterday)

(3) 33% vents allocated for COVID patients in ICT have been occupied. (35% day before yesterday)

(4) 23% vents allocated for COVID patients in Peshawar have been occupied. (26% day before yesterday)

(5) 25% vents allocated for COVID patients in Multan have been occupied. (25% day before yesterday)

### c. Oxygen Status

(1) **61% beds allocated for COVID patients in Gujrat have been occupied.** (61% day before yesterday)

(2) 34% beds allocated for COVID patients in Peshawar have been occupied (37% day before yesterday)

(3) 25% beds allocated for COVID patients in Lahore have been occupied

(4) 24% beds allocated for COVID patients in Multan have been occupied (32 % day before yesterday)

d. **HCW (Health Care Workers) Status**

- (1) 14 new cases have been reported in HCWs, increasing the total to **14,321** while 13,643 have recovered (540 active cases)
- (2) Most cases in HCWs have been reported by Sindh 5,377
- (3) 138 deaths have been reported amongst HCWs. (87 doctors, Medical Student, 3 nurses, 47 paramedic staff)

e. **COVID Mortality (36 x Deaths)**

- (1) 35 (97%) deaths have occurred in hospitals.
- (2) **19 deaths have been reported by Punjab.**
- (3) **10 deaths have been reported in District Lahore. Most by any district**
- (4) National CFR was reported at 2.68 %.
- (5) 75 % deceased suffered from co-morbidities.