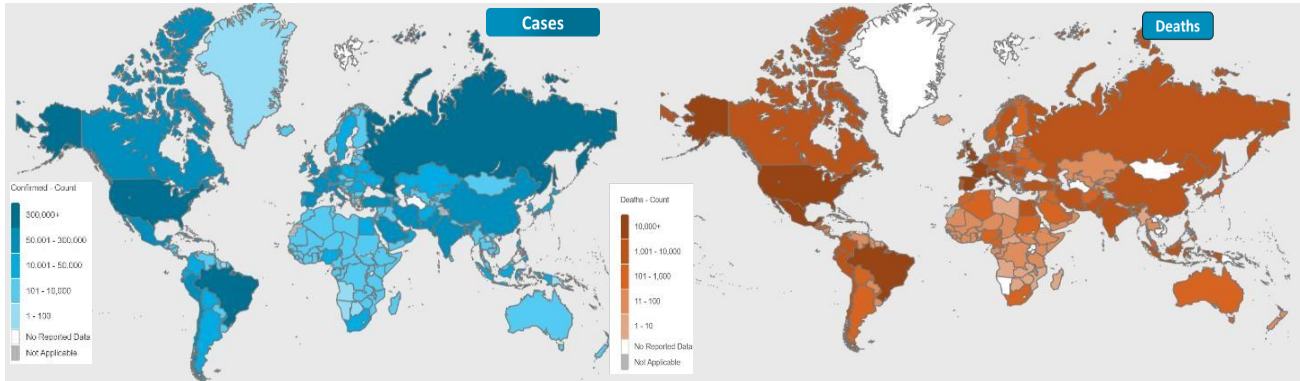




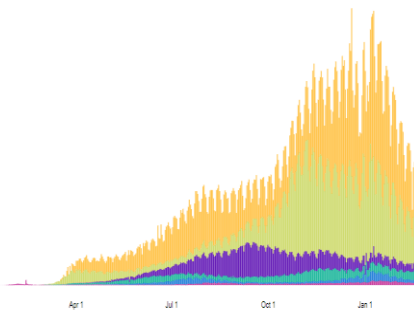
# NATIONAL COMMAND AND OPERATIONS CENTRE SITUATION REPORT PART - I

Issued: 2:00 PM  
22<sup>nd</sup> Feb 2021

## Global Update

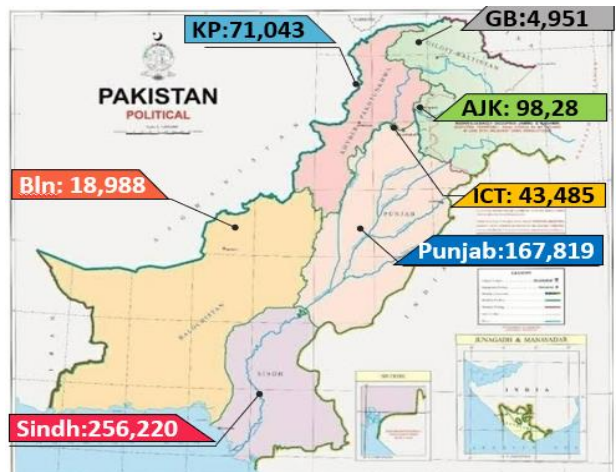


Americas	49,466,467 confirmed
Europe	37,669,336 confirmed
South-East Asia	13,368,276 confirmed
Eastern Mediterranean	6,208,063 confirmed
Africa	2,789,884 confirmed
Western Pacific	1,583,091 confirmed



	Ranking	Countries	Cases	Cases Last 24 Hrs	Deaths	Deaths Last 24 Hrs	Ranking Change
Global		World	111,954,196	313,030	2,477,880	6,361	
	1	USA	28,765,449	57,225	511,135	1,247	↔
	3	Brazil	10,168,174	29,026	246,560	554	↔
	4	Russia	4,164,726	12,742	83,293	417	↔
	5	UK	4,115,509	9,834	120,580	215	↔
	6	France	3,605,181	22,046	84,306	159	↔
	7	Spain	3,133,122		67,101		↔
Regional	2	India	11,005,071	13,980	156,418	79	↔
	15	Iran	1,574,012	7,931	59,483	74	↔
	30	Pakistan	572,334	1,160	12,617	16	↔
	33	Bangladesh	543,351	327	8,349	7	↔
	98	Afghanistan	55,617	13	2,433	1	↔

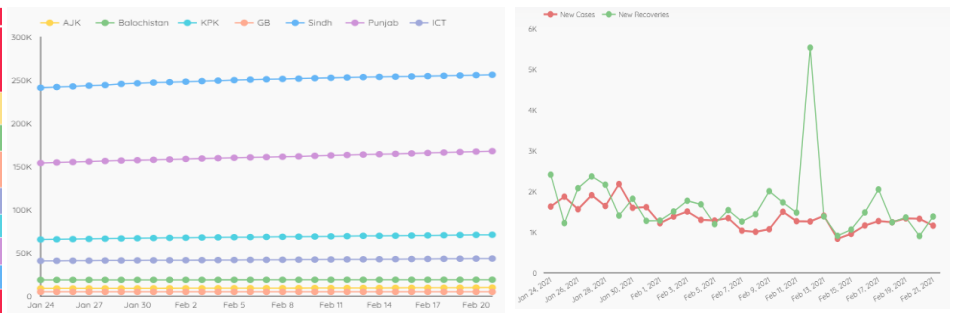
## Pakistan COVID Update



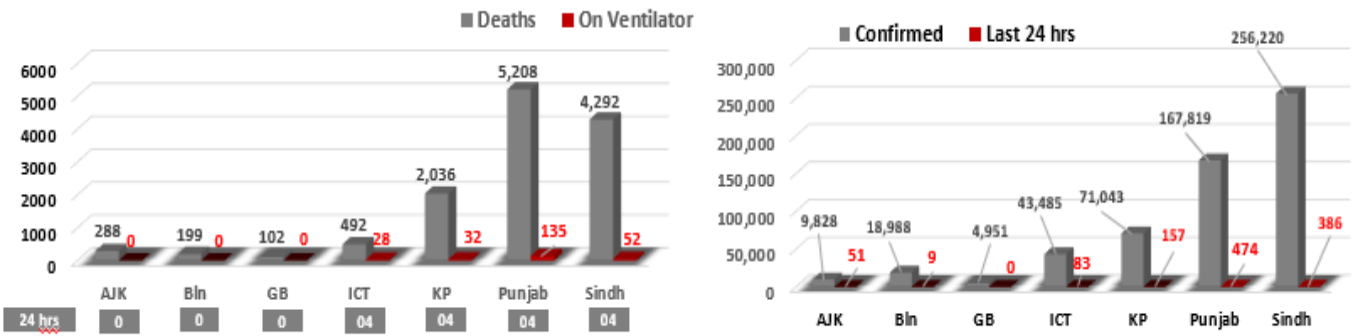
## Province-Wise COVID Cases

Provinces	Lab Tests		Lab Confirmed Cases		
	Total Tests Conducted in Last 24 Hours	Total Tests Conducted till date	Previous	Last 24 hours	Cumulative
AJK	646	119,491	9,777	51	9,828
Balochistan	386	187,849	18,979	09	18,988
Gilgit Baltistan	506	85,659	4,951	00	4,951
ICT	3,150	1,086,222	43,402	83	43,485
KPK	6,273	1,089,419	70,886	157	71,043
Punjab	10,310	3,200,944	167,345	474	167,819
Sindh	11,040	2,948,971	255,834	386	256,220
<b>Total</b>	<b>32,313</b>	<b>8,718,555</b>	<b>571,174</b>	<b>1,160</b>	<b>572,334</b>

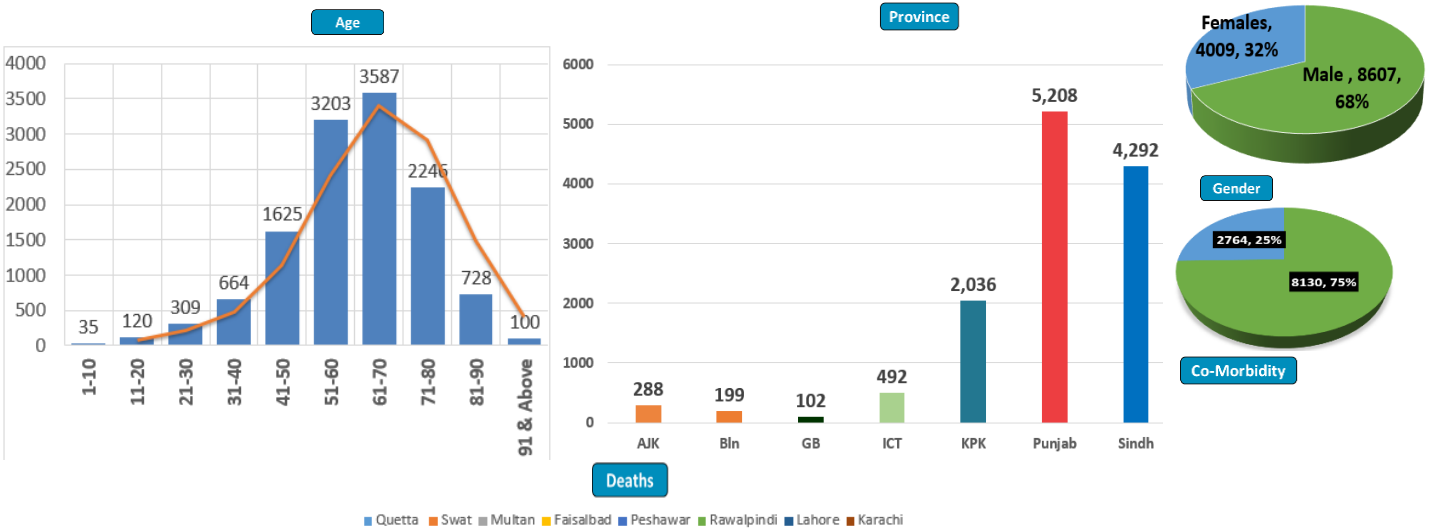
## Cases Vs Recovery



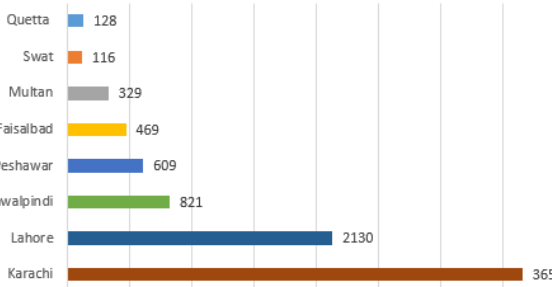
### Clinical Status of COVID



### Death Analysis

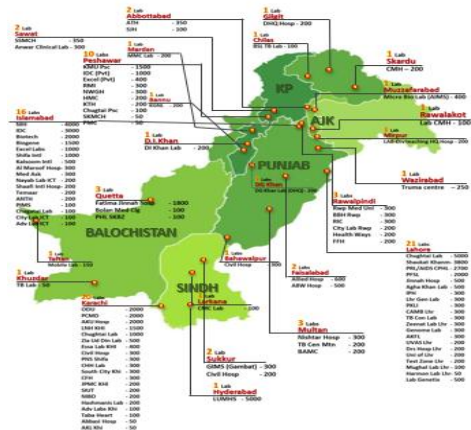
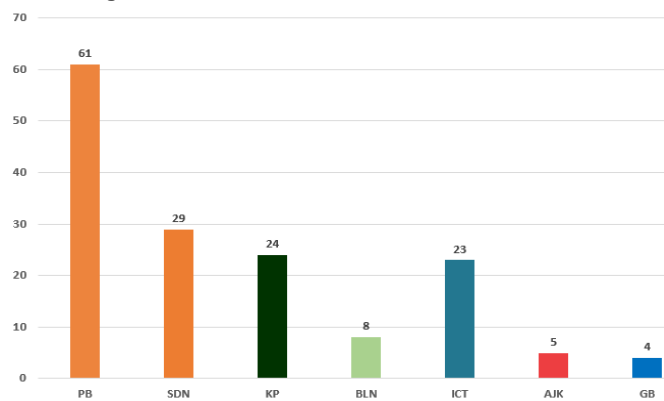


■ Quetta ■ Swat ■ Multan ■ Faisalbad ■ Peshawar ■ Rawalpindi ■ Lahore ■ Karachi



### Testing Facility

- Total Functioning Labs in Pakistan - 154
- Total Testing Capacity - 59,981
- Testing Conducted Last 24 hrs - 32,313



## 1. International

### a. COVID Status

(1) 111,953,292 COVID cases 2,477,790 & deaths have been reported across the globe.

### b. COVID Vaccine

- (1) Gaza has received 20,000 doses of Russia's Sputnik V vaccine from UAE.
- (2) India has delivered has delivered 150,000 AstraZeneca's COVID-19 vaccine to Serbia.
- (3) South Korea will begin administering first of 117,000 doses of Pfizer's COVID vaccine on 27 February.

### c. Miscellaneous

(1) Covid-19 hospitalisations in the US are at the lowest level since early November with 59,800 patients in hospitals.

## 2. National

### a. COVID Status

- (1) National positivity ratio was recorded 3.58 %.
- (2) Pakistan has reported 1,384 COVID recoveries during last 24 hours.

### b. Vent Status

- (1) 252 patients are on ventilators.
- (2) Vent occupancy in Lahore has been reported at 38%. (36% day before yesterday)
- (3) 35% vents allocated for COVID patients in ICT have been occupied. (33% day before yesterday)
- (4) 27% vents allocated for COVID patients in Multan have been occupied. (25% day before yesterday)
- (5) 26% vents allocated for COVID patients in Peshawar have been occupied. (23% day before yesterday)

### c. Oxygen Status

- (1) **61% beds allocated for COVID patients in Gujrat have been occupied.** (61% day before yesterday)
- (2) 35% beds allocated for COVID patients in Peshawar have been occupied (34% day before yesterday)
- (3) 24% beds allocated for COVID patients in Lahore have been occupied (25% day before yesterday)

- (4) 24% beds allocated for COVID patients in Multan have been occupied (32 % day before yesterday)

d. **HCW (Health Care Workers) Status**

- (1) 14 new cases have been reported in HCWs, increasing the total to 14,348 while 13,654 have recovered (540 active cases)
- (2) Most cases in HCWs have been reported by Sindh 5,388
- (3) 138 deaths have been reported amongst HCWs. (87 doctors, Medical Student, 3 nurses, 47 paramedic staff)

e. **COVID Mortality (38 x Deaths)**

- (1) 36 (95%) deaths have occurred in hospitals.
- (2) **19 deaths have been reported by Punjab.**
- (3) **12 deaths have been reported in District Karachi. Most by any district**
- (4) National CFR was reported at 2.85 %.
- (5) 78 % deceased suffered from co-morbidities.