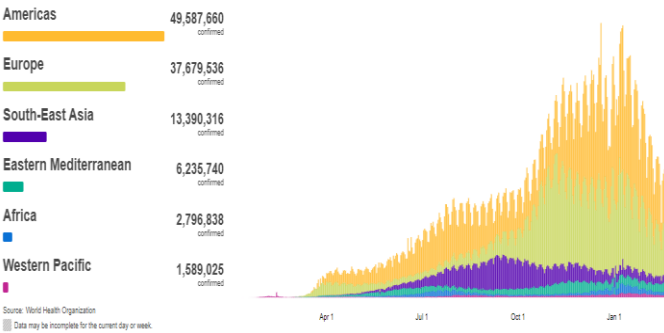
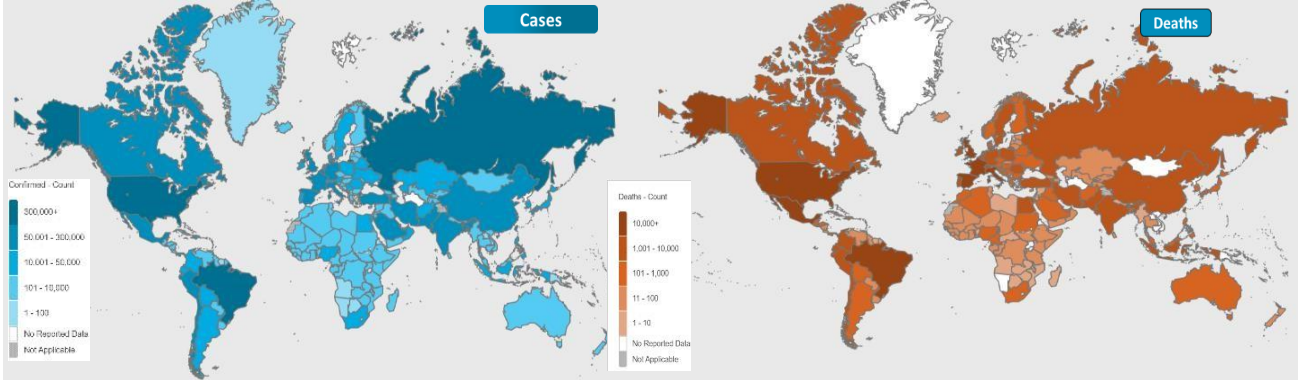




# NATIONAL COMMAND AND OPERATIONS CENTRE SITUATION REPORT PART - I

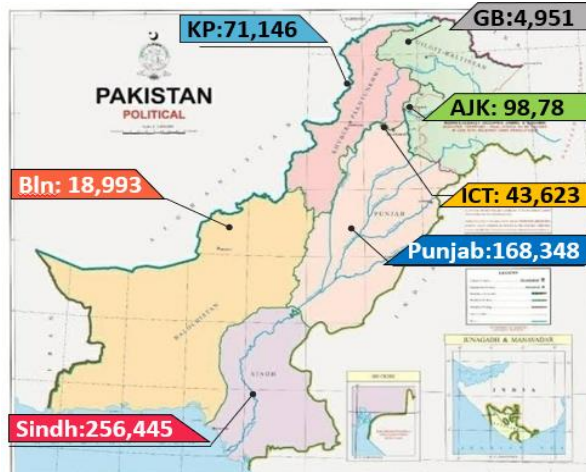
Issued: 2:00 PM  
23rd Feb 2021

## Global Update



	Ranking	Countries	Cases	Cases Last 24 Hrs	Deaths	Deaths Last 24 Hrs	Ranking Change
Global		<b>World</b>	<b>112,266,413</b>	<b>288,728</b>	<b>2,484,976</b>	<b>6,589</b>	
	1	USA	28,826,307	59,257	512,590	1,374	↔
	3	Brazil	10,197,531	29,357	247,276	716	↔
	4	Russia	4,177,330	12,604	83,630	337	↔
	5	UK	4,126,150	10,641	120,757	178	↔
	6	France	3,609,827	4,646	84,613	333	↔
	7	Spain	3,153,971	8,231	67,636	179	↔
Regional	2	India	11,015,863	10,792	156,498	80	↔
	15	Iran	1,582,275	8,263	59,572	89	↔
	30	Pakistan	573,384	1,050	12,658	41	↔
	33	Bangladesh	543,717	366	8,356	7	↔
	98	Afghanistan	55,646	29	2,435	2	↔

## Pakistan COVID Update



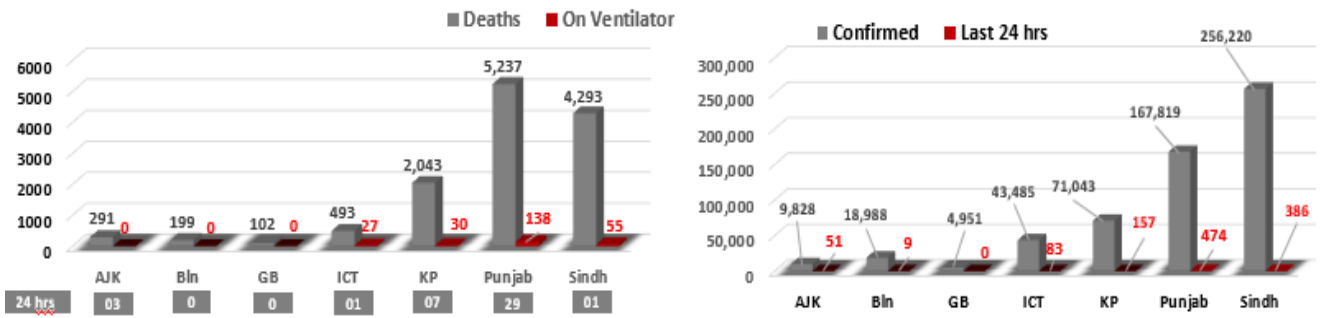
## Province-Wise COVID Cases

Provinces	Lab Tests		Lab Confirmed Cases		
	Total Tests Conducted In Last 24 Hours	Total Tests Conducted till date	Previous	Last 24 hours	Cumulative
AJK	581	120,072	9,828	50	9,878
Balochistan	376	188,225	18,988	05	18,999
Gilgit Baltistan	430	86,089	4,951	00	4,951
ICT	4,580	1,090,802	43,485	138	43,623
KP	5,985	1,095,404	71,043	103	71,146
Punjab	12,157	3,213,101	167,819	529	168,348
Sindh	9,869	2,958,840	256,220	225	256,445
<b>Total</b>	<b>33,978</b>	<b>8,752,533</b>	<b>573,334</b>	<b>1,050</b>	<b>573,384</b>

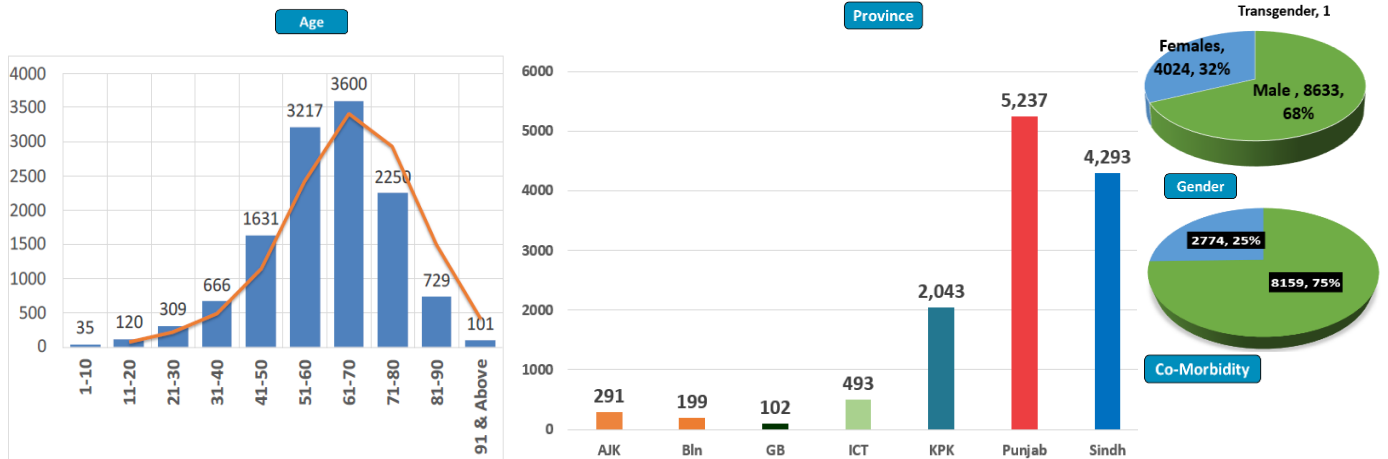
## Cases Vs Recovery



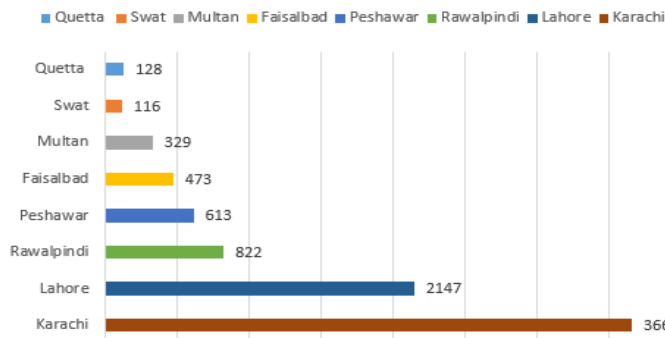
### Clinical Status of COVID



### Death Analysis

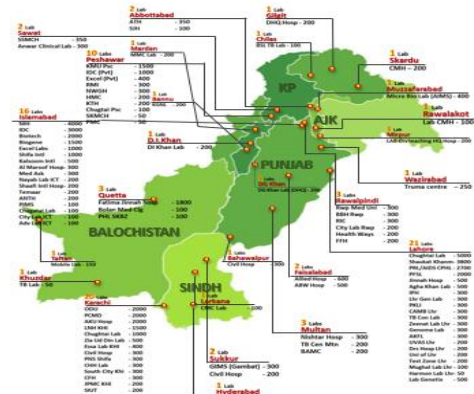
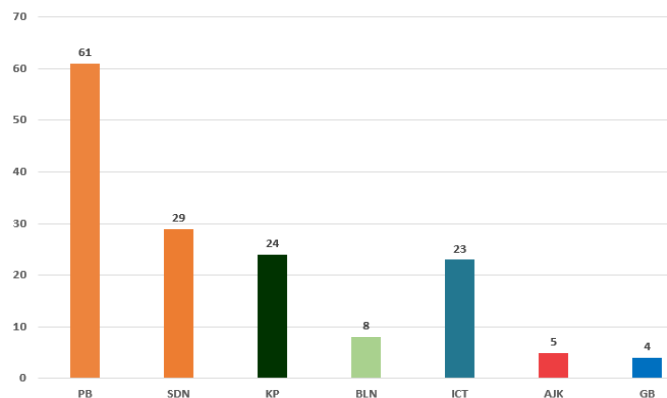


### Deaths



### Testing Facility

- Total Functioning Labs in Pakistan - 154
- Total Testing Capacity - 59,981
- Testing Conducted Last 24 hrs - 33,978



## 1. International

### a. COVID Status

(1) 112,255,374 COVID cases 2,484,826 & deaths have been reported across the globe.

### b. COVID Vaccine

(1) Thailand's FDA has given emergency use authorisation for Sinovac Biotech COVID vaccine.

(2) US has administered 64,177,474 doses of Covid-19 vaccines.

(3) UK data shows 70% decline in infections after first Pfizer shot.

### c. Lockdown & Restrictions

(1) India's financial capital, Mumbai has imposed fresh restrictions after rise in COVID cases.

## 2. National

### a. COVID Status

(1) National positivity ratio was recorded 3.09 %.

(2) Pakistan has reported 752 COVID recoveries during last 24 hours.

### b. Vent Status

(1) 247 patients are on ventilators.

(2) Vent occupancy in Lahore has been reported at 39%. (38% day before yesterday)

(3) 35% vents allocated for COVID patients in ICT have been occupied. (35% day before yesterday)

(4) 27% vents allocated for COVID patients in Multan have been occupied. (27% day before yesterday)

(5) 26% vents allocated for COVID patients in Peshawar have been occupied. (26% day before yesterday)

### c. Oxygen Status

(1) **61% beds allocated for COVID patients in Gujrat have been occupied.** (61% day before yesterday)

(2) 35% beds allocated for COVID patients in Peshawar have been occupied (35% day before yesterday)

(3) 23% beds allocated for COVID patients in Lahore have been occupied (24% day before yesterday)

d. **HCW (Health Care Workers) Status**

- (1) **35** new cases have been reported in HCWs, increasing the total to 14,383 while 13,696 have recovered (540 active cases)
- (2) Most cases in HCWs have been reported by Sindh 5,403
- (3) 138 deaths have been reported amongst HCWs. (87 doctors, Medical Student, 3 nurses, 47 paramedic staff)

e. **COVID Mortality (16 x Deaths)**

- (1) 14 (88%) deaths have occurred in hospitals.
- (2) **4 deaths have been reported by Punjab, Karachi, KP and ICT each.**
- (3) **03 deaths have been reported in District Karachi. Most by any district**
- (4) National CFR was reported at 1.37 %.
- (5) 67% deceased suffered from co-morbidities.