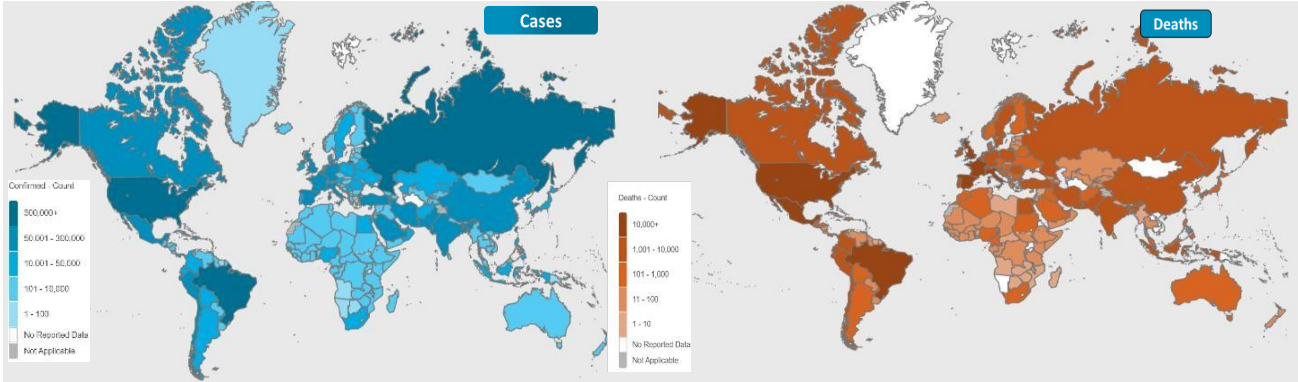




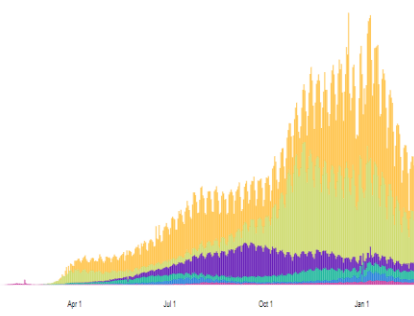
# NATIONAL COMMAND AND OPERATIONS CENTRE SITUATION REPORT PART - I

Issued: 2:00 PM  
24th Feb 2021

## Global Update

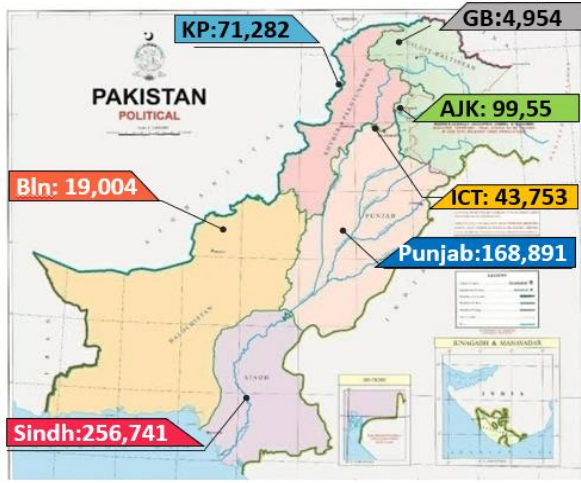


Americas	49,700,102 confirmed
Europe	37,812,908 confirmed
South-East Asia	13,415,064 confirmed
Eastern Mediterranean	6,266,689 confirmed
Africa	2,803,545 confirmed
Western Pacific	1,594,530 confirmed



	Ranking	Countries	Cases	Cases Last 24 Hrs	Deaths	Deaths Last 24 Hrs	Ranking Change
Global		World	112,643,549	376,683	2,495,457	10,293	
	1	USA	28,897,718	71,054	514,996	2,404	↔
	3	Brazil	10,260,621	63,090	248,646	1,370	↔
	4	Russia	4,189,153	11,823	84,047	417	↔
	5	UK	4,134,639	8,489	121,305	548	↔
	6	France	3,629,891	20,064	85,044	341	↔
	7	Spain	3,161,432	7,461	68,079	443	↔
Regional	2	India	11,029,326	13,463	156,598	100	↔
	15	Iran	1,590,605	8,330	59,663	91	↔
	30	Pakistan	574,580	1,196	12,708	50	↔
	33	Bangladesh	544,116	399	8,374	18	↔
98	Afghanistan	55,664	18	2,436	1	↔	

## Pakistan COVID Update



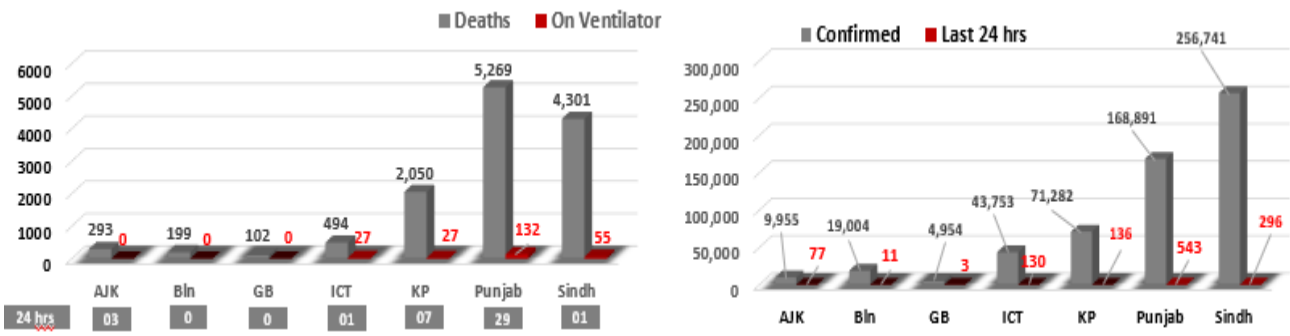
## Province-Wise COVID Cases

Provinces	Lab Tests		Lab Confirmed Cases		
	Total Tests Conducted In Last 24 Hours	Total Tests Conducted till date	Previous	Last 24 hours	Cumulative
AJK	656	120,728	9,878	77	9,955
Balochistan	350	188,575	18,993	11	19,004
Gilgit Baltistan	423	86,512	4,951	03	4,954
ICT	4,705	1,095,507	43,623	130	43,753
KP	7,142	1,102,546	71,146	136	71,282
Punjab	16,100	3,229,201	168,348	543	168,891
Sindh	9,077	2,967,917	256,445	296	256,741
Total	38,453	8,790,986	573,384	1,196	574,580

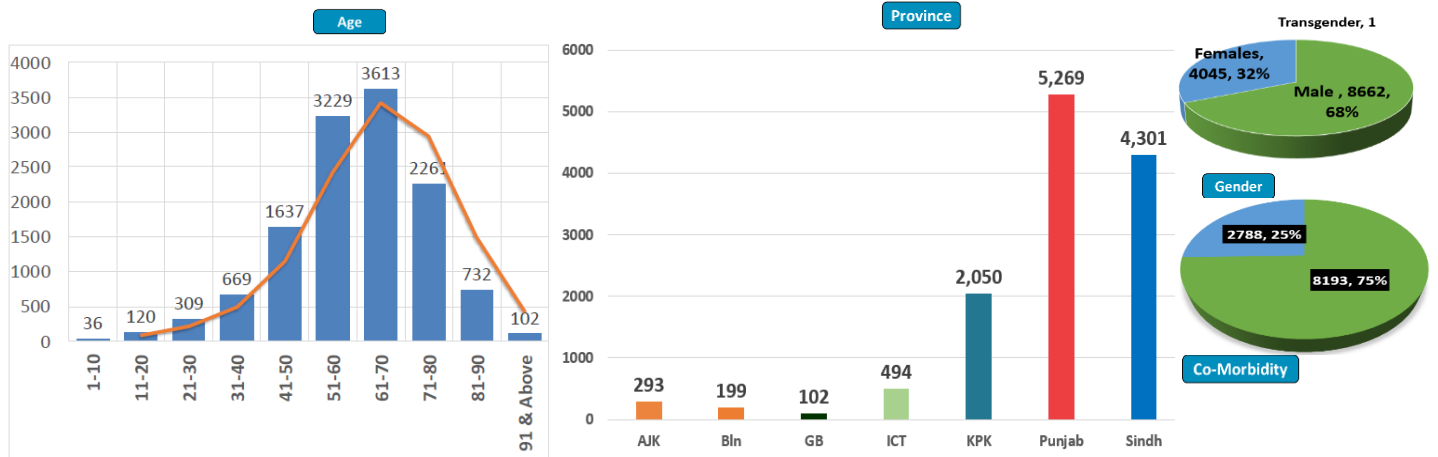
## Cases Vs Recovery



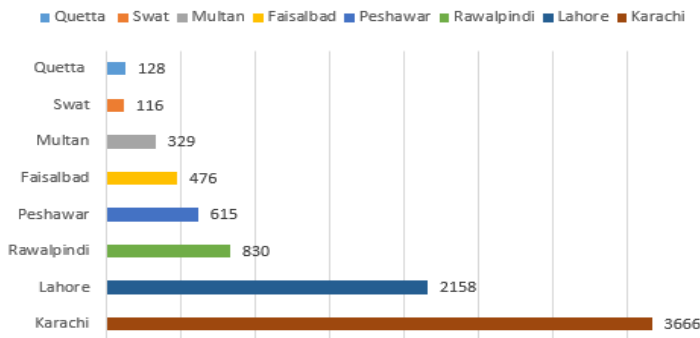
### Clinical Status of COVID



### Death Analysis



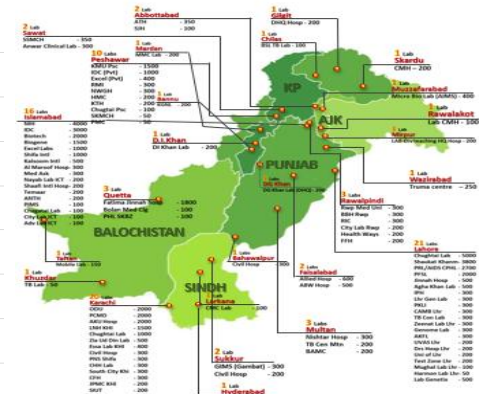
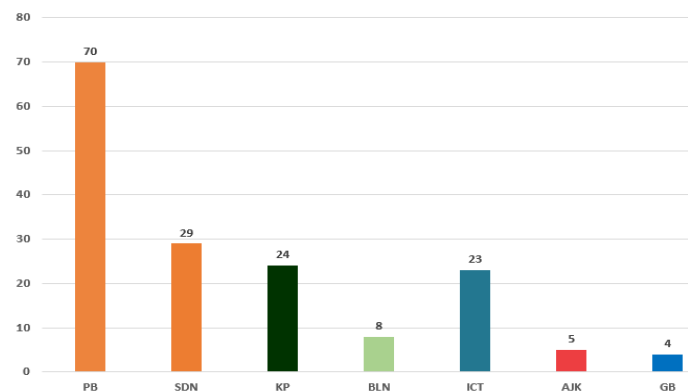
### Deaths



### Heat Map

### Testing Facility

- Total Functioning Labs in Pakistan - 163
- Total Testing Capacity - 60,981
- Testing Conducted Last 24 hrs - 38,453



## 1. International

### a. COVID Status

- (1) 112,637,975 COVID cases 2,495,336 & deaths have been reported across the globe.
- (2) US has crossed 500,000 COVID-19 deaths mark.

### b. COVID Vaccine

- (1) **Afghanistan has begun its COVID-19 vaccinations campaign with AstraZeneca's vaccine from Serum Institute of India (SII).**
- (2) **Egypt's health ministry has said that country has received a 300,000-dose shipment of Sinopharm COVID vaccine donated by China.**

### c. Lockdown & Restrictions

- (1) Spain extends its ban on arrivals from Britain, Brazil and South Africa until 16 March.

### d. Miscellaneous

- (1) Researchers in France are using antibody particles extracted from the camels and llamas to produce COVID diagnostic test results equivalent to PCR.

## 2. National

### a. COVID Status

- (1) National positivity ratio was recorded 3.11 %.
- (2) Pakistan has reported 1,964 COVID recoveries during last 24 hours.

### b. Vent Status

- (1) 250 patients are on ventilators.
- (2) Vent occupancy in Lahore has been reported at 39%. (39% day before yesterday)
- (3) 33% vents allocated for COVID patients in ICT have been occupied. (35% day before yesterday)
- (4) 27% vents allocated for COVID patients in Multan have been occupied. (27% day before yesterday)
- (5) 24% vents allocated for COVID patients in Peshawar have been occupied. (26% day before yesterday)

### c. Oxygen Status

- (1) **61% beds allocated for COVID patients in Gujrat have been occupied. (61% day before yesterday)**

- (2) 35% beds allocated for COVID patients in Peshawar have been occupied (35% day before yesterday)
- (3) 24% beds allocated for COVID patients in Lahore have been occupied (23% day before yesterday)

d. **HCW (Health Care Workers) Status**

- (1) 11 new cases have been reported in HCWs, increasing the total to 14,394 while 13,708 have recovered (548 active cases)
- (2) Most cases in HCWs have been reported by Sindh 5,409
- (3) 138 deaths have been reported amongst HCWs. (87 doctors, Medical Student, 3 nurses, 47 paramedic staff)

e. **COVID Mortality (41 x Deaths)**

- (1) 38 (93%) deaths have occurred in hospitals.
- (2) **29 deaths have been reported by Punjab.**
- (3) **17 deaths have been reported in District Karachi. Most by any district**
- (4) National CFR was reported at 3.90 %.
- (5) 74% deceased suffered from co-morbidities.