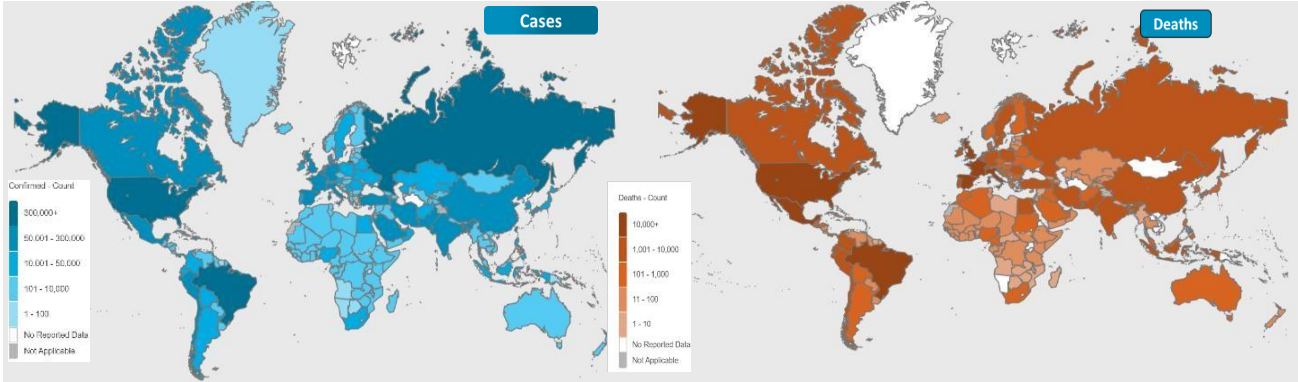




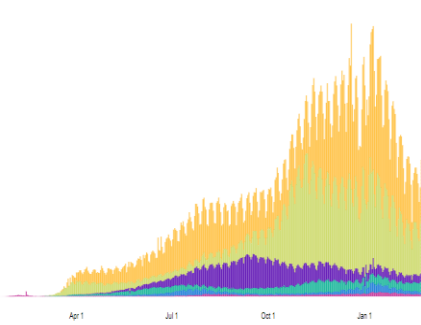
NATIONAL COMMAND AND OPERATIONS CENTRE SITUATION REPORT PART - I

Issued: 2:00 PM
26th Feb 2021

Global Update

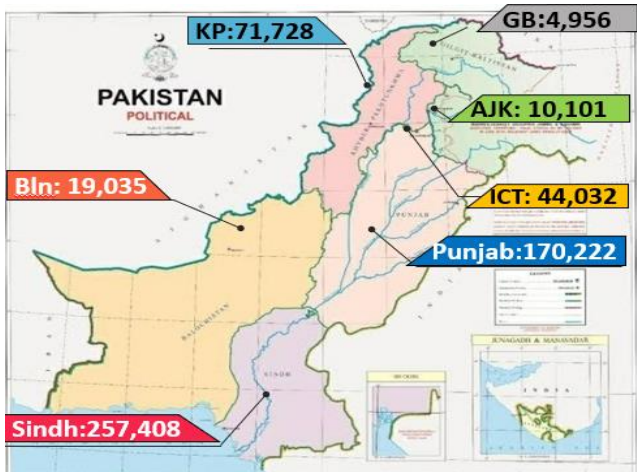


Americas	49,873,762 confirmed
Europe	38,176,678 confirmed
South-East Asia	13,440,545 confirmed
Eastern Mediterranean	6,297,770 confirmed
Africa	2,819,018 confirmed
Western Pacific	1,601,297 confirmed



	Ranking	Countries	Cases	Cases Last 24 Hrs	Deaths	Deaths Last 24 Hrs	Ranking Change
Global		World	113,539,357	449,705	2,518,420	10,578	
	1	USA	29,052,262	77,377	520,785	2,414	↔
	3	Brazil	10,393,886	67,878	251,661	1,582	↔
	4	Russia	4,212,100	11,198	84,876	446	↔
	5	UK	4,154,562	9,985	122,070	323	↔
	6	France	3,686,813	25,403	85,582	261	↔
	7	Spain	3,180,212	9,568	68,813	345	↔
Regional	2	India	11,063,038	16,568	156,861	119	↔
	15	Iran	1,607,081	8,206	59,830	94	↔
	30	Pakistan	577,482	1,541	12,804	32	↔
	33	Bangladesh	544,954	410	8,384	5	↔
	98	Afghanistan	55,696	16	2,442	4	↔

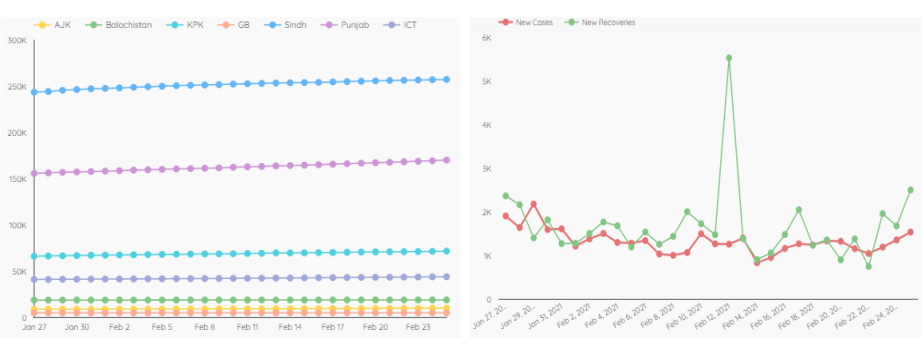
Pakistan COVID Update



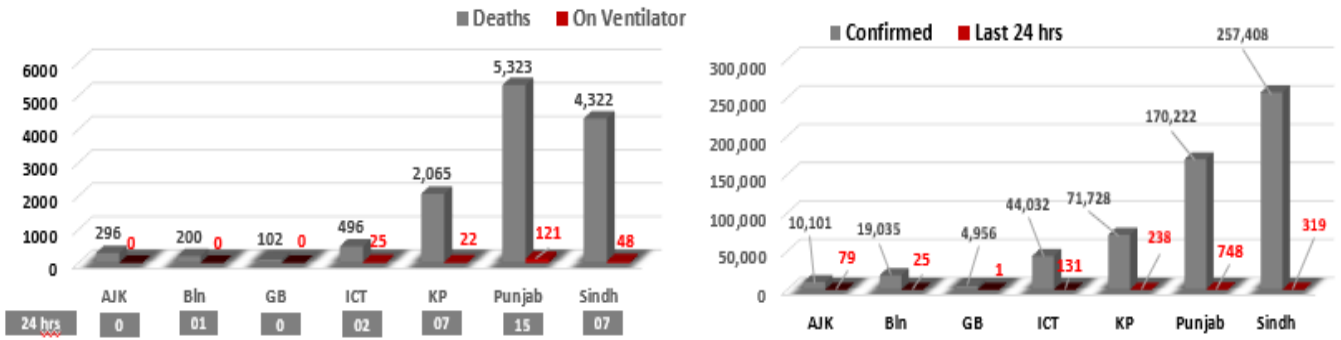
Province-Wise COVID Cases

Provinces	Lab Tests		Lab Confirmed Cases		
	Total Tests Conducted by Last 24 Hours	Total Tests Conducted till date	Previous	Last 24 hours	Cumulative
AJK	664	122,234	10,022	79	10,101
Balochistan	802	189,956	19,010	25	19,035
Gilgit Baltistan	348	87,221	4,955	01	4,956
ICT	6,252	1,106,912	43,901	131	44,032
KP	6,995	1,116,592	71,490	238	71,728
Punjab	18,079	3,263,282	169,474	748	170,222
Sindh	8,709	2,987,544	257,089	319	257,408
Total	41,849	8,873,741	575,941	1,541	577,482

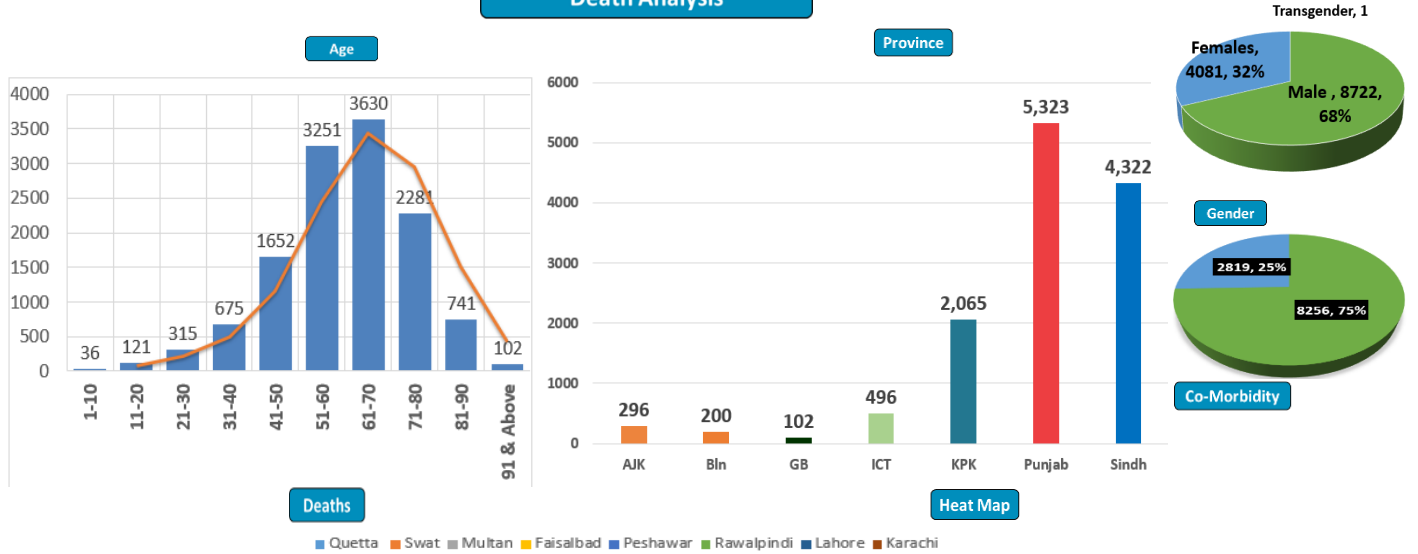
Cases Vs Recovery



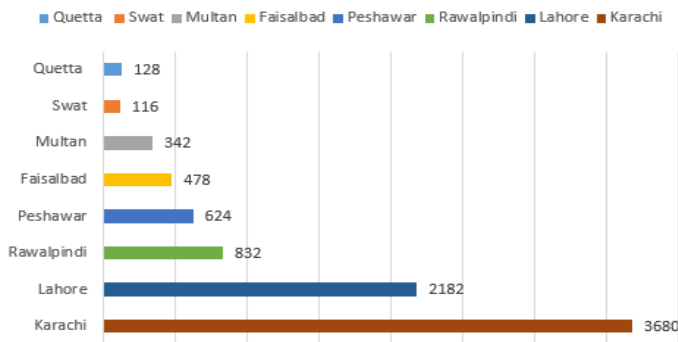
Clinical Status of COVID



Death Analysis

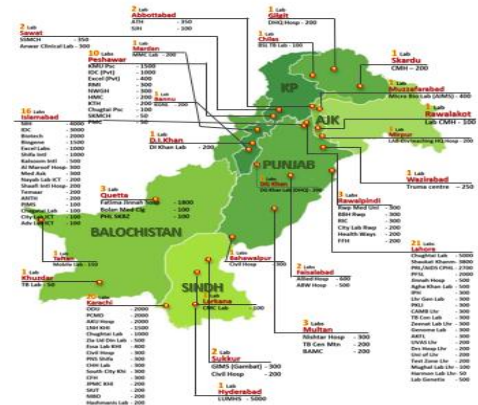
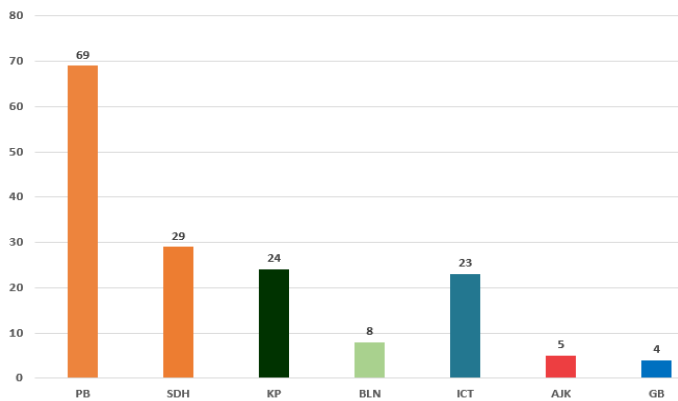


Deaths



Testing Facility

- Total Functioning Labs in Pakistan - 162
- Total Testing Capacity - 60,881
- Testing Conducted Last 24 hrs - 41,849



1. International

a. COVID Status

- (1) 113,533,418 COVID cases 2,518,344 & deaths have been reported across the globe.
- (2) Brazil has recorded 1,428 deaths from COVID-19, its highest daily toll since 7 January.
- (3) India reported 16,738 new coronavirus infections highest daily increase since 29th January.

b. COVID Vaccine

- (1) **China's National Medical Products Administration has said that it has approved two more COVID-19 vaccines for public use (increasing the number of domestic vaccines approved in China to four).**

c. Research & Study

- (1) Pfizer/BioNTech COVID-19 vaccine has proven 94% effective in a study involving 1.2 million people in Israel.
- (2) Pfizer has announced that it has begun studying a third dose of its COVID vaccine, to guard against mutated COVID versions.

2. National

a. COVID Status

- (1) National positivity ratio was recorded 3.68 %.
- (2) Pakistan has reported 2,505 COVID recoveries during last 24 hours

b. Vent Status

- (1) 230 patients are on ventilators.
- (2) Vent occupancy in Lahore has been reported at 36%. (37% day before yesterday)
- (3) 35% vents allocated for COVID patients in ICT have been occupied. (33% day before yesterday)
- (4) 27% vents allocated for COVID patients in Multan have been occupied. (27% day before yesterday)
- (5) 19% vents allocated for COVID patients in Peshawar have been occupied. (21% day before yesterday)

c. Oxygen Status

- (1) **61% beds allocated for COVID patients in Gujrat have been occupied. (61% day before yesterday)**

- (2) 34% beds allocated for COVID patients in Peshawar have been occupied (35% day before yesterday)
- (3) 26% beds allocated for COVID patients in Lahore have been occupied (25% day before yesterday)

d. **HCW (Health Care Workers) Status**

- (1) **5** new cases have been reported in HCWs, increasing the total to **14,409** while **13,734** have recovered (537 active cases)
- (2) Most cases in HCWs have been reported by Sindh **5,417**
- (3) 138 deaths have been reported amongst HCWs. (87 doctors, Medical Student, 3 nurses, 47 paramedic staff)

e. **COVID Mortality (64 x Deaths)**

- (1) 58 (91%) deaths have occurred in hospitals.
- (2) **39 deaths have been reported by Punjab.**
- (3) **14 deaths have been reported in District Lahore. Most by any district**
- (4) National CFR was reported at 4.70 %.
- (5) 61% deceased suffered from co-morbidities