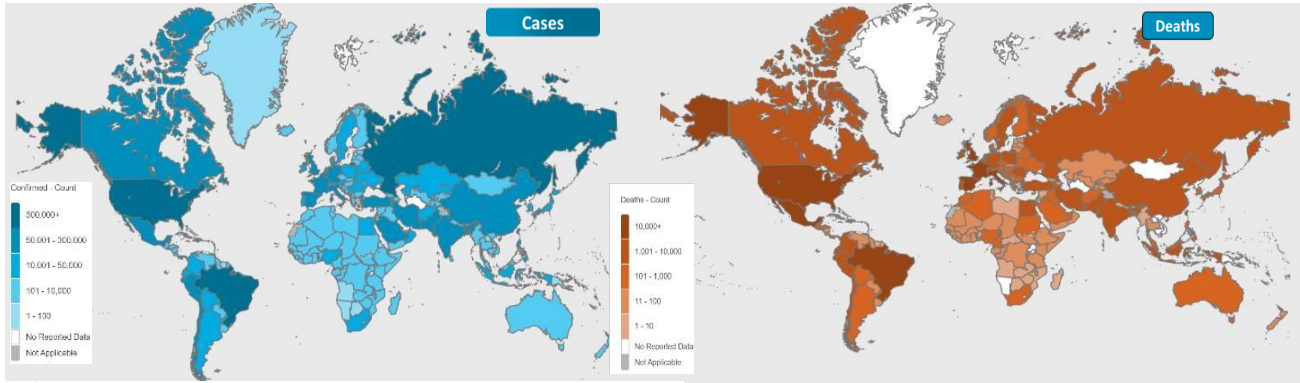




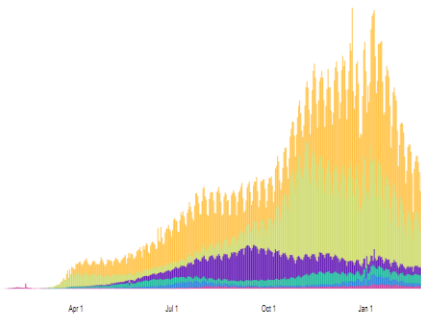
# NATIONAL COMMAND AND OPERATIONS CENTRE SITUATION REPORT PART - I

Issued: 2:00 PM  
27<sup>th</sup> Feb 2021

## Global Update

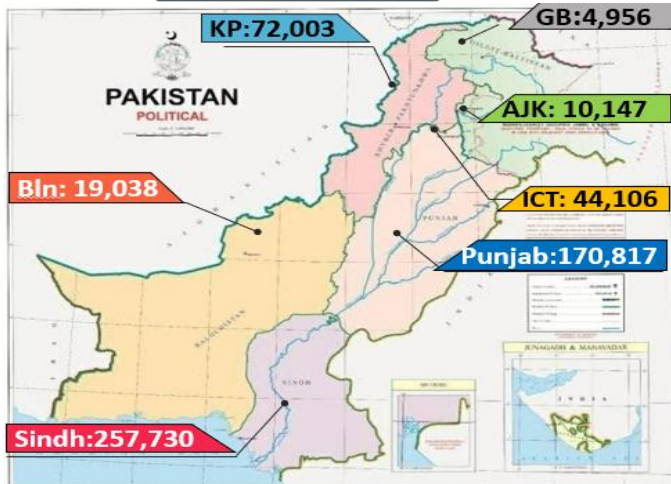


Americas	50,246,580 confirmed
Europe	38,361,386 confirmed
South-East Asia	13,492,895 confirmed
Eastern Mediterranean	6,360,314 confirmed
Africa	2,827,228 confirmed
Western Pacific	1,613,598 confirmed



Ranking	Countries	Cases	Cases Last 24 Hrs	Deaths	Deaths Last 24 Hrs	Ranking Change
	World	113,976,268	432,779	2,528,622	9,859	
1	USA	29,136,912	80,625	523,082	2,246	↔
3	Brazil	10,457,794	63,908	252,988	1,327	↔
4	Russia	4,223,186	11,086	85,304	428	↔
5	UK	4,163,085	8,523	122,415	345	↔
6	France	3,712,020	25,207	86,147	379	↔
7	Spain	3,188,553	8,341	69,142	329	↔
2	India	11,079,094	16,056	156,970	109	↔
15	Iran	1,615,184	8,103	59,899	69	↔
30	Pakistan	578,797	1,315	12,837	35	↔
33	Bangladesh	545,424	470	8,395	11	↔
100	Afghanistan	55,707	11	2,443	1	↓

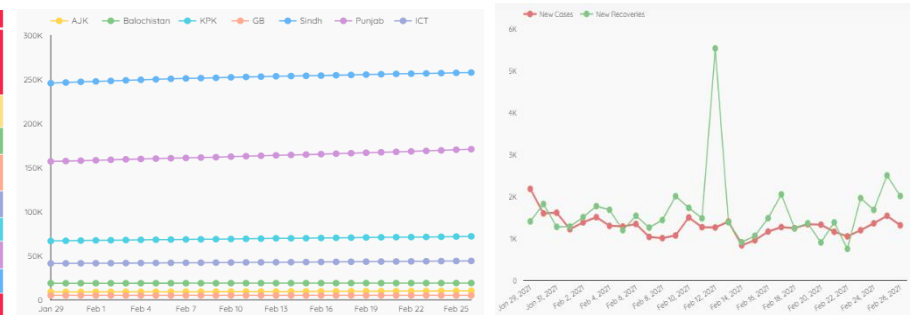
## Pakistan COVID Update



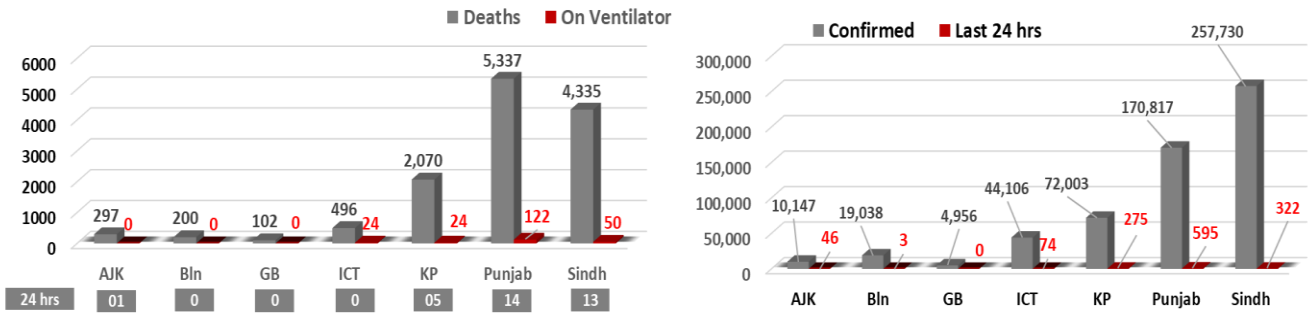
## Province-Wise COVID Cases

Provinces	Lab Tests		Lab Confirmed Cases		
	Total Tests Conducted In Last 24 Hours	Total Tests Conducted till date	Previous	Last 24 hours	Cumulative
AJK	646	122,880	10,101	46	10,147
Balochistan	556	190,512	19,035	03	19,038
Gilgit Baltistan	343	87,564	4,956	00	4,956
ICT	4,382	1,111,294	44,032	74	44,106
KP	7,215	1,123,898	71,728	275	72,003
Punjab	15,079	3,278,361	170,222	595	170,817
Sindh	10,865	2,998,409	257,408	322	257,730
<b>Total</b>	<b>39,086</b>	<b>8,912,918</b>	<b>577,482</b>	<b>1,315</b>	<b>578,797</b>

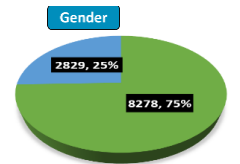
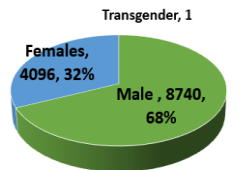
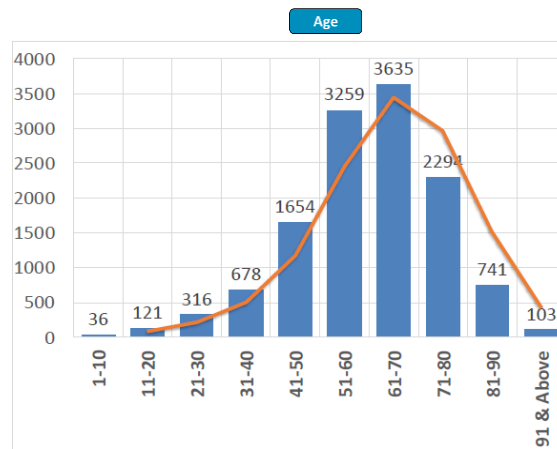
## Cases Vs Recovery



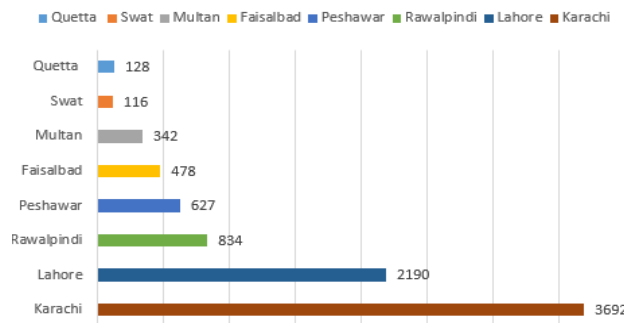
### Clinical Status of COVID



### Death Analysis

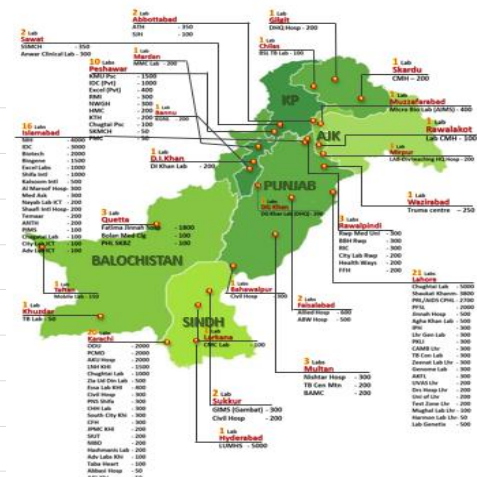
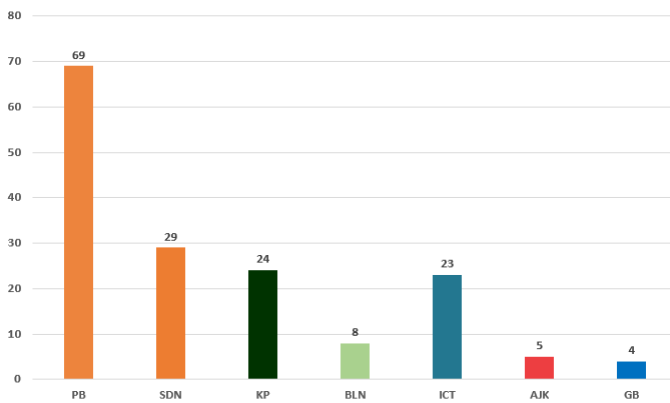


### Deaths



### Testing Facility

- Total Functioning Labs in Pakistan - 162
- Total Testing Capacity - 60,881
- Testing Conducted Last 24 hrs - 39,086



## 1. International

### a. COVID Status

- (1) 113,977,846 COVID cases 2,528,655 & deaths have been reported across the globe.
- (2) Brazil has surpassed 2,50,000 deaths due to COVID.
- (3) Indian State of Maharashtra reports over 8,000 COVID-19 cases for third straight day.

### b. COVID Vaccine

- (1) 20 million people in the UK have received at least a first dose of coronavirus vaccine.
- (2) Johnson & Johnson one-shot COVID vaccine gets approval from FDA advisory panel.

## 2. National

### a. COVID Status

- (1) National positivity ratio was recorded 3.36 %.
- (2) Pakistan has reported 2,013 COVID recoveries during last 24 hours

### b. Vent Status

- (1) 216 patients are on ventilators.
- (2) Vent occupancy in Lahore has been reported at 36%. (36% day before yesterday)
- (3) 31% vents allocated for COVID patients in ICT have been occupied. (35% day before yesterday)
- (4) 20 % vents allocated for COVID patients in Multan have been occupied. (27% day before yesterday)
- (5) 19% vents allocated for COVID patients in Peshawar have been occupied. (19% day before yesterday)

### c. Oxygen Status

- (1) **61% beds allocated for COVID patients in Gujrat have been occupied.** (61% day before yesterday)
- (2) 34% beds allocated for COVID patients in Peshawar have been occupied (34% day before yesterday)
- (3) 25% beds allocated for COVID patients in Multan have been occupied
- (4) 23% beds allocated for COVID patients in Lahore have been occupied (26% day before yesterday)

d. **HCW (Health Care Workers) Status**

- (1) **11** new cases have been reported in HCWs, increasing the total to **14,420** while **13,747** have recovered (535 active cases)
- (2) Most cases in HCWs have been reported by Sindh **5,421**
- (3) 138 deaths have been reported amongst HCWs. (87 doctors, Medical Student, 3 nurses, 47 paramedic staff)

e. **COVID Mortality (32 x Deaths)**

- (1) 91 (29%) deaths have occurred in hospitals.
- (2) **15 deaths have been reported by Punjab.**
- (3) **10 deaths have been reported in District Lahore. Most by any district**
- (4) National CFR was reported at 2.07%.
- (5) 80% deceased suffered from co-morbidities.