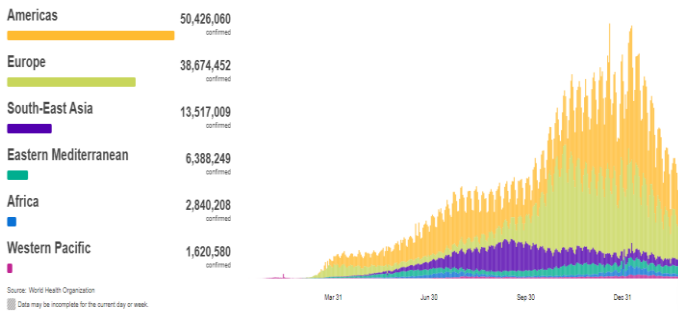
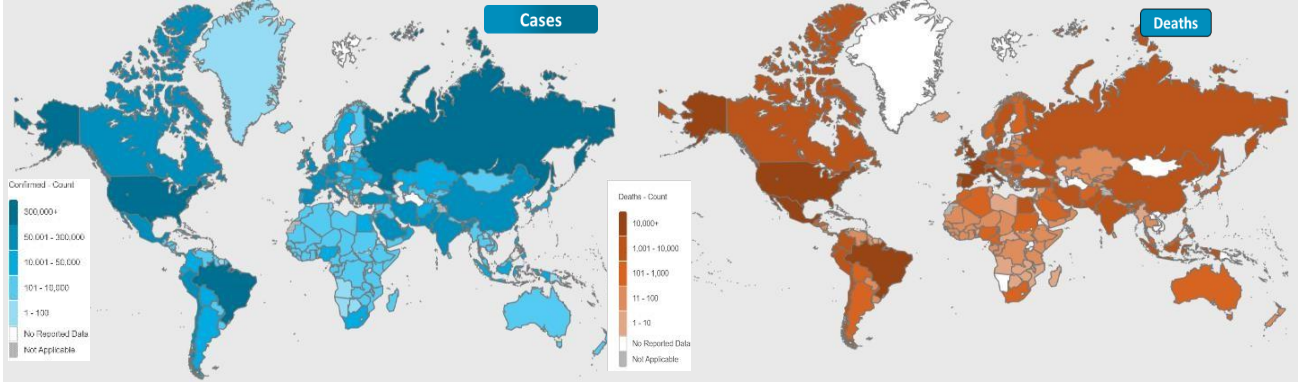




NATIONAL COMMAND AND OPERATIONS CENTRE SITUATION REPORT PART - I

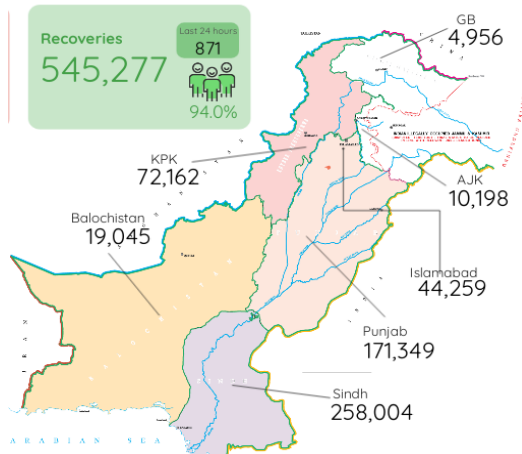
**Issued: 2:00 PM
28th Feb 2021**

Global Update



	Ranking	Country	Total Cases	Cases Last 24 Hrs	Total Deaths	Deaths Last 24 Hrs
Global		World	114,365,615	387,757	2,536,762	8,101
	1	USA	29,202,824	64,320	524,669	1,554
	3	Brazil	10,517,232	59,438	254,263	1,275
	4	Russia	4,234,720	11,534	85,743	439
	5	UK	4,170,519	7,434	122,705	290
	6	France	3,736,016	23,996	86,332	185
	7	Spain	3,188,553		69,142	
Regional	2	India	11,096,440	17,346	157,087	117
	15	Iran	1,623,159	7,975	59,980	81
	30	Pakistan	579,973	1,176	12,860	23
	33	Bangladesh	545,831	407	8,400	5
	100	Afghanistan	55,714	7	2,443	

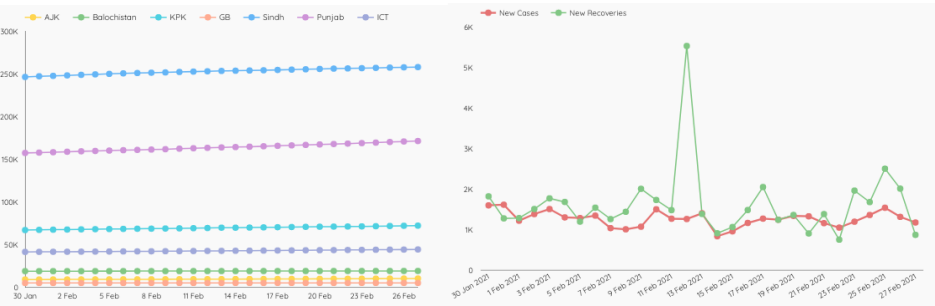
Pakistan COVID Update



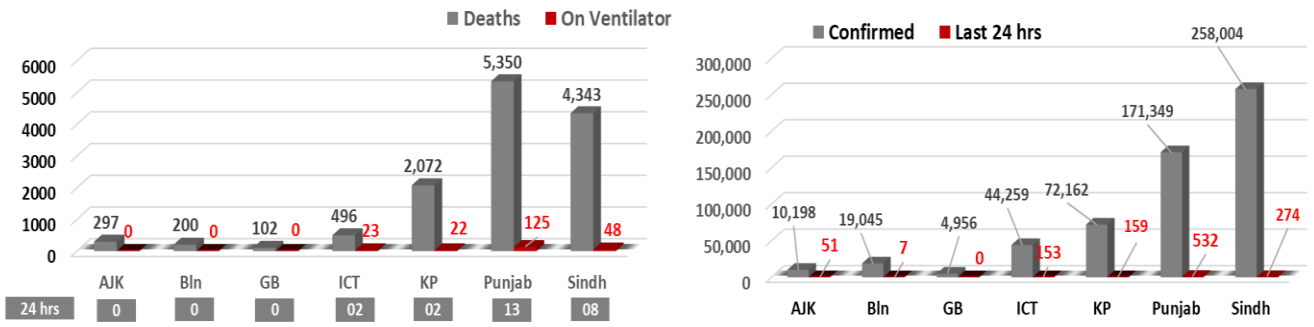
Province-Wise COVID Cases

Province	Lab Tests		Lab Confirmed Cases		
	Last 24 hrs	Cumulative Tests	Previous	Last 24 hrs	Cumulative Cases
AJK	468	123,348	10,147	51	10,198
Balochistan	428	190,940	19,038	7	19,045
Gilgit Baltistan	314	87,878	4,956	0	4,956
Islamabad	4,338	1,115,632	44,106	153	44,259
KP	6,361	1,130,259	72,003	159	72,162
Punjab	15,786	3,294,147	170,817	532	171,349
Sindh	11,225	3,009,634	257,730	274	258,004
Total	38,920	8,951,838	578,797	1,176	579,973

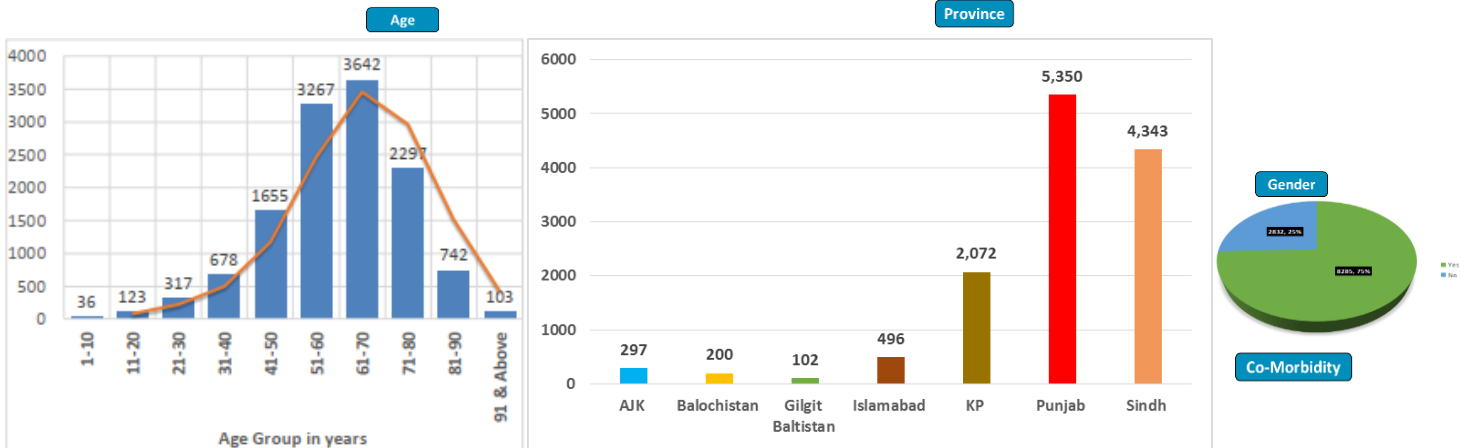
Cases Vs Recovery



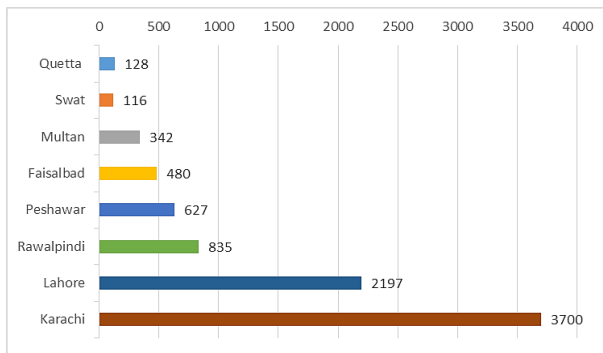
Clinical Status of COVID



Death Analysis

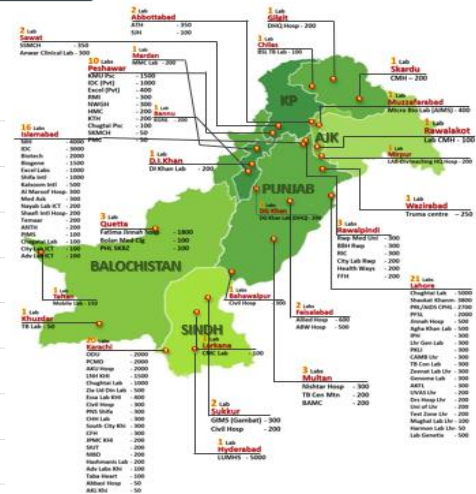
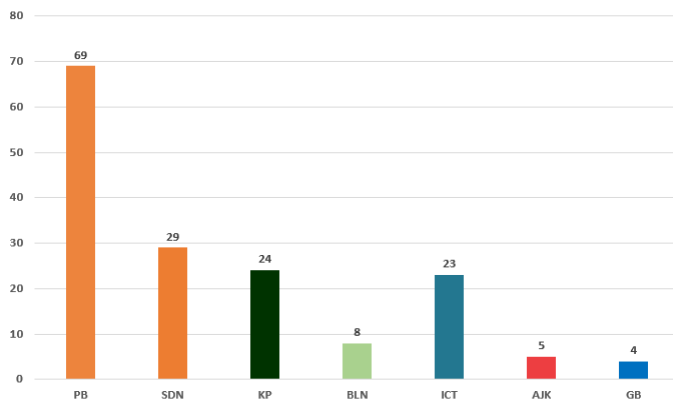


Deaths



Testing Facility

- Total Functioning Labs in Pakistan - 162
- Total Testing Capacity - 60,881
- Testing Conducted Last 24 hrs - 39,920



1. International

a. COVID Status

- (1) 114,365,615 COVID cases 2,536,762 & deaths have been reported across the globe.
- (2) Brazil has reported its fifth day of more than 1,300 COVID deaths.

b. COVID Vaccine

- (1) Russian scientists have claimed that Sputnik V performs well against Covid mutations.
- (2) More than 20 Mn Britons have received their first COVID vaccine dose.

2. National

a. COVID Status

- (1) National positivity ratio was recorded 3.02%.
- (2) Pakistan has reported 871 COVID recoveries during last 24 hours

b. Vent Status

- (1) 220 patients are on ventilators.
- (2) Vent occupancy in Lahore has been reported at 35%. (36% day before yesterday)
- (3) 30% vents allocated for COVID patients in ICT have been occupied. (31% day before yesterday)
- (4) 21% vents allocated for COVID patients in Peshawar have been occupied. (19% day before yesterday)
- (5) 18% vents allocated for COVID patients in Multan have been occupied. (20% day before yesterday)

c. Oxygen Status

- (1) **61% beds allocated for COVID patients in Gujrat have been occupied.** (61% day before yesterday)
- (2) 34% beds allocated for COVID patients in Peshawar have been occupied (34% day before yesterday)
- (3) 22% beds allocated for COVID patients in Lahore have been occupied (23% day before yesterday)
- (4) 21% beds allocated for COVID patients in Multan have been occupied

d. HCW (Health Care Workers) Status

- (1) 16 new cases have been reported in HCWs, increasing the total to **14,436** while **13,758** have recovered (540 active cases)

- (2) Most cases in HCWs have been reported by Sindh **5,428**
- (3) 138 deaths have been reported amongst HCWs. (87 doctors, Medical Student, 3 nurses, 47 paramedic staff)

e. **COVID Mortality (33 x Deaths)**

- (1) 32 (97%) deaths have occurred in hospitals.
- (2) **14 deaths have been reported by Punjab.**
- (3) **12 deaths have been reported in District Karachi. Most by any district**
- (4) National CFR was reported at 2.50 %.
- (5) 69% deceased suffered from co-morbidities.