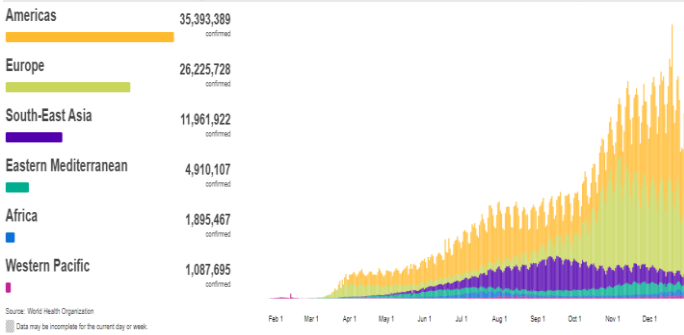
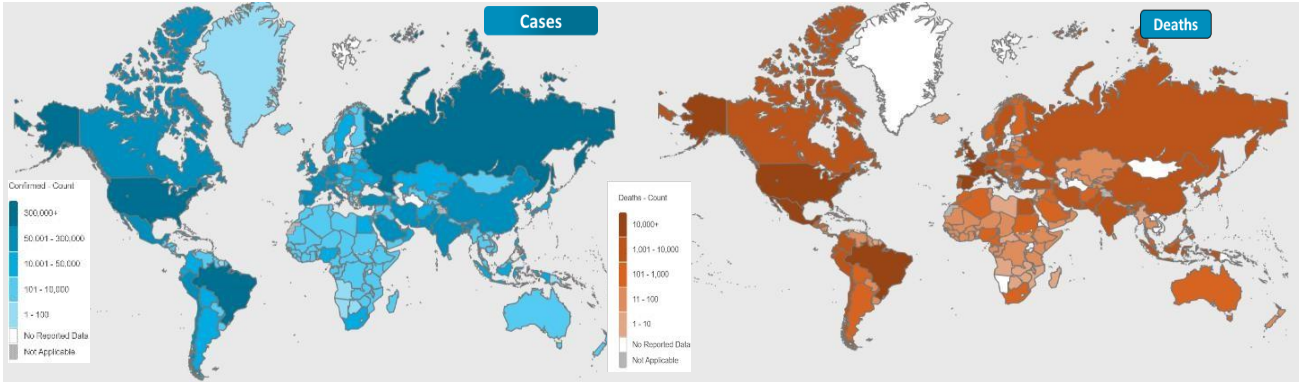




NATIONAL COMMAND AND OPERATIONS CENTRE SITUATION REPORT PART - I

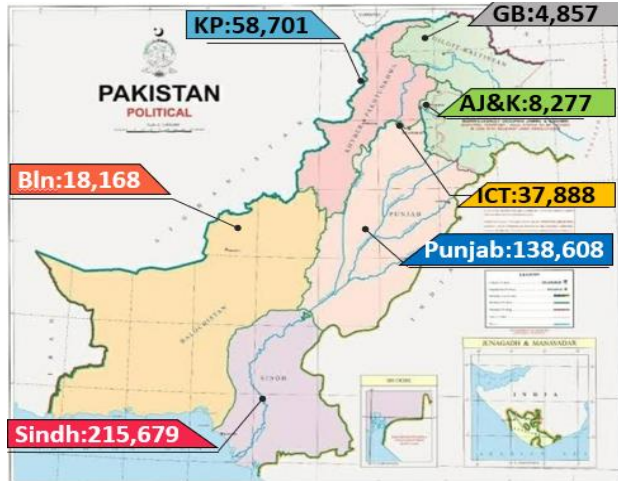
Global Update

Issued: 2:00 PM
1st Jan 2021



	Countries	Cases	Cases Last 24 Hrs	Deaths	Deaths Last 24 Hrs	Ranking	Ranking Change
Global	Overall	83,794,025	+738,804	1,824,913	+13,550	-	
	USA	20,445,654	+228,413	354,215	+3,438	1	↔
	Brazil	7,675,973	+56,003	194,976	+1,036	3	↔
	France	2,620,425	+19,927	64,632	+251	5	↔
	Russia	3,159,297	+27,747	57,019	+593	4	↔
	Spain	1,936,718	+15,603	50,837	+148	9	↔
Regional	UK	2,488,780	+55,892	73,512	+964	6	↔
	India	10,286,329	+19,046	149,018	+244	2	↔
	Iran	1,225,142	+6,390	55,223	+128	15	↔
	Bangladesh	513,510	+1,014	7,559	+28	27	↔
	Pakistan	482,178	2,463	10,176	+71	28	↔
Afghanistan	52,513	+183	2,201	+12	90	↔	

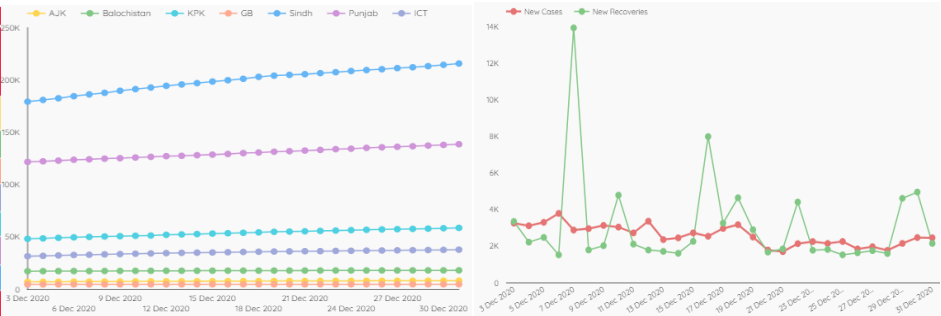
Pakistan COVID Update



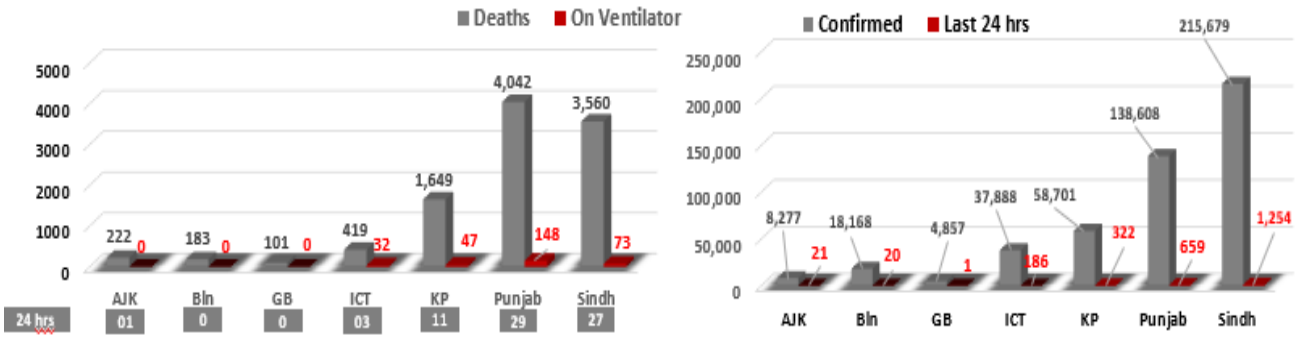
Province-Wise COVID Cases

Provinces	Lab Tests		Lab Confirmed Cases		
	Total Tests Conducted In Last 24 Hours	Total Tests Conducted till date	Previous	Last 24 hours	Cumulative
AJK	328	99,003	8,256	21	8,277
Balochistan	520	160,877	18,148	20	18,168
Gilgit Baltistan	371	66,397	4,855	01	4,857
ICT	4,440	823,437	37,702	186	37,888
KP	5,371	769,430	58,379	322	58,701
Punjab	16,617	2,457,310	137,949	659	138,608
Sindh	13,383	2,360,653	214,425	1,254	215,679
Total	41,039	6,737,107	478,715	2,463	482,178

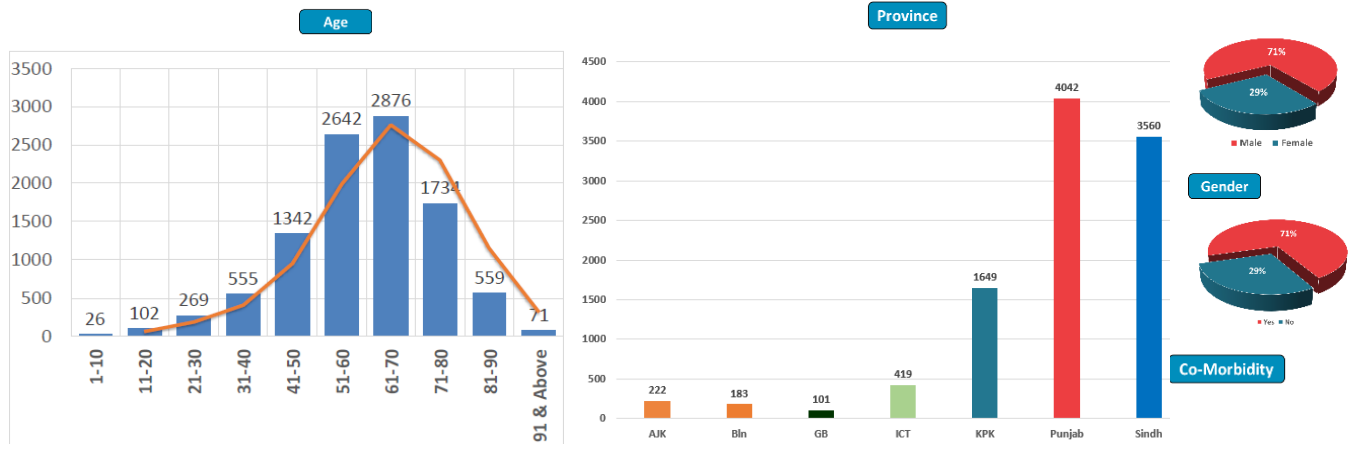
Cases Vs Recovery



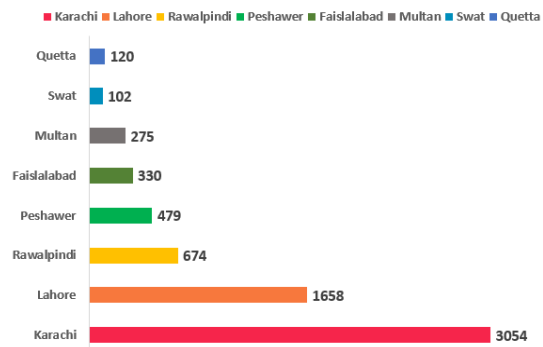
Clinical Status of COVID



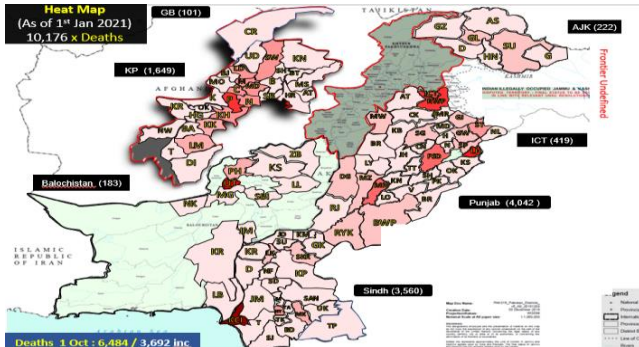
Death Analysis



Deaths

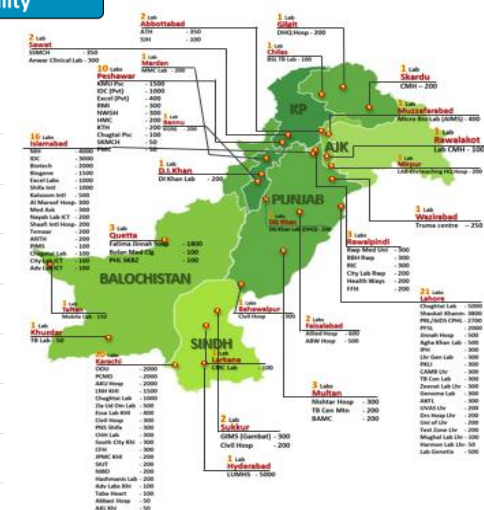


Heat Map



Testing Facility

- Total Functioning Labs in Pakistan - 144
- Total Testing Capacity - 56,219
- Testing Conducted Last 24 hrs - 41,039



1. International

a. COVID Status

- (1) 83,791,882 COVID cases & 1,824,766 deaths have been reported across the globe.
- (2) UK has surpassed 73,000 deaths due to COVID.
- (3) UAE has reported record increase in new COVID infections with 1,730 new cases.
- (4) US reports more than 3,900 COVID-19 deaths in new daily record.

b. Vaccine

- (1) China has approved Sinopharm's COVID-19 vaccine for general public use.
- (2) Around 50 countries around the globe have started vaccinating their people against COVID-19.
- (3) Indonesia has received its second batch of 1.8 Mn COVID vaccines from Sinovac.
- (4) El Salvador approves AstraZeneca, Oxford University Covid-19 vaccine.

2. National

a. COVID Status

- (1) National positivity ratio was recorded at 6.0 %.
- (2) Pakistan has reported 2,156 COVID recoveries during last 24 hours.

b. Vent Status

- (1) 307 patients are on ventilators.
- (2) **41% vents allocated for COVID patients in ICT have been occupied. (41% day before yesterday)**
- (3) 38% vents allocated for COVID patients in Multan have been occupied. (44% day before yesterday)
- (4) Vent occupancy in Lahore has been reported at 34%. (32% day before yesterday)
- (5) Vent occupancy in Peshawar has been reported at 31%. (30% day before yesterday)

c. **Oxygen Status**

- (1) **58% beds allocated for COVID patients in Peshawar have been occupied** (63% day before yesterday)
- (2) 39% beds allocated for COVID patients in Multan have been occupied (39% day before yesterday)
- (3) 35% beds allocated for COVID patients in ICT have been occupied. (35% day before yesterday)
- (4) 28% beds allocated for COVID patients in Rawalpindi have been occupied. (30% day before yesterday)
- (5) 29% beds allocated for COVID patients in Karachi have been occupied. (30% day before yesterday)

d. **HCW (Health Care Workers) Status**

- (1) 65 new cases have been reported in HCWs, increasing the total to 12,499, while 11,831 have recovered (557 active cases)
- (2) Most cases in HCWs has been reported by Sindh 4,225.
- (3) 111 deaths have been reported amongst HCWs.

e. **Age wise distribution of COVID cases**

- (1) 74.8% of confirmed cases are below 50 years.
- (2) 77.5% of deceased cases are above 51 years.
- (3) 5,483 deaths have been reported in age group from 51 - 70 accounting to 54 % of total deaths.

f. **COVID Mortality (58 x Deaths)**

- (1) 50 (86%) deaths have occurred in hospitals.
- (2) **31 deaths have been reported by Punjab, most by any province.**
- (3) **15 deaths have been reported in District Lahore, most by any district .**
- (4) National CFR was reported at 2.34 %.
- (5) 75 % deceased suffered from co-morbidities