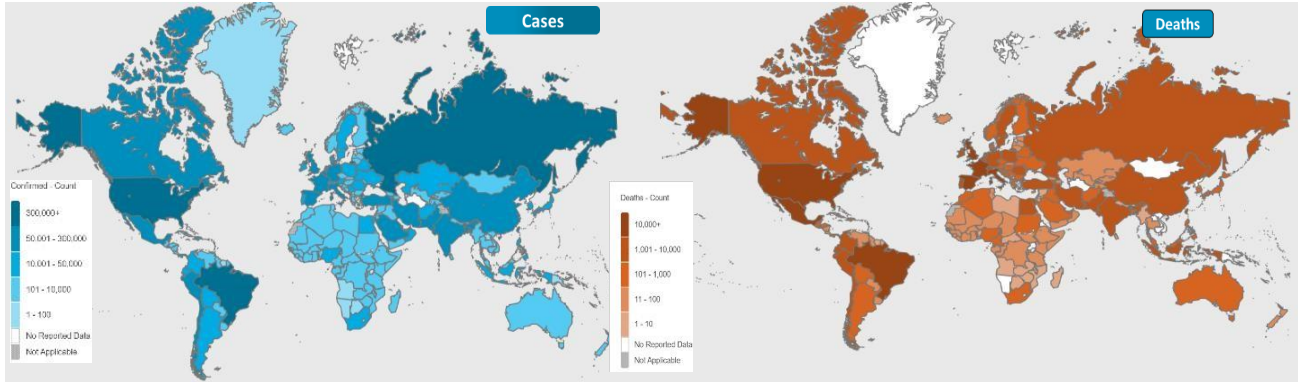




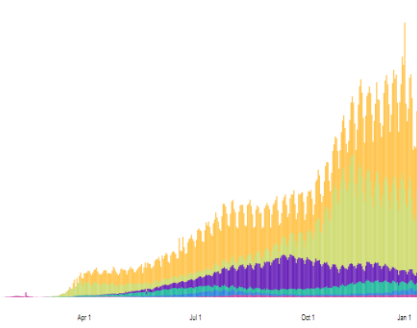
NATIONAL COMMAND AND OPERATIONS CENTRE SITUATION REPORT PART - I

Global Update

Issued: 2:00 PM
3rd Jan 2021

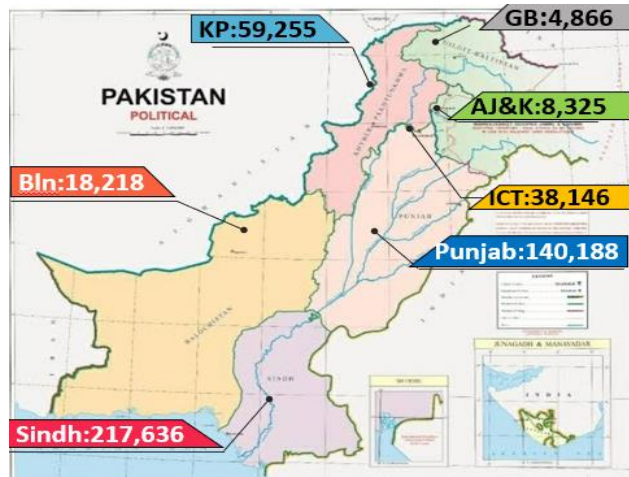


Americas	35,859,645 confirmed
Europe	26,713,396 confirmed
South-East Asia	12,023,186 confirmed
Eastern Mediterranean	4,957,344 confirmed
Africa	1,919,903 confirmed
Western Pacific	1,105,549 confirmed



	Countries	Cases	Cases Last 24 Hrs	Deaths	Deaths Last 24 Hrs	Ranking	Ranking Change
Global	Overall	84,970,196	+552,087	1,843,106	+8,299	-	
	USA	20,904,853	+232,379	358,685	+2,110	1	↔
	Brazil	7,716,405	+15,827	195,742	+301	3	↔
	France	2,643,239	+3,466	64,921	+156	5	↔
	Russia	3,212,637	+26,301	58,002	+447	4	↔
	Spain	1,936,718		50,837		9	↔
Regional	UK	2,599,789	+57,725	74,570	+445	6	↔
	India	10,324,631	+21,222	149,471	+266	2	↔
	Iran	1,237,474	+6,045	55,438	+101	15	↔
	Bangladesh	515,184	+684	7,599	+23	27	↔
	Pakistan	486,634	2,272	10,311	+53	28	↔
Afghanistan	52,709	+123	2,221	+10	90	↔	

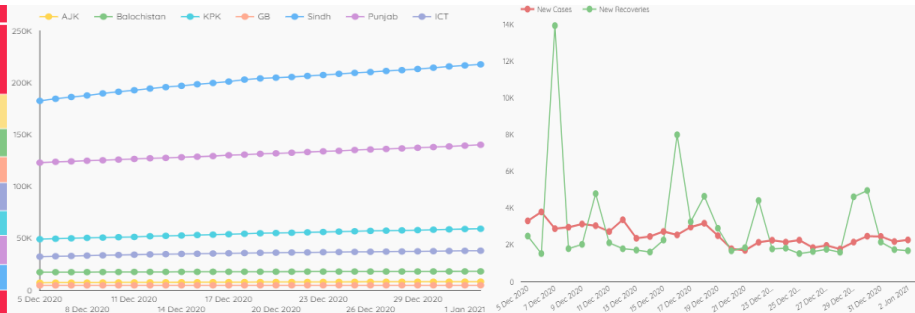
Pakistan COVID Update



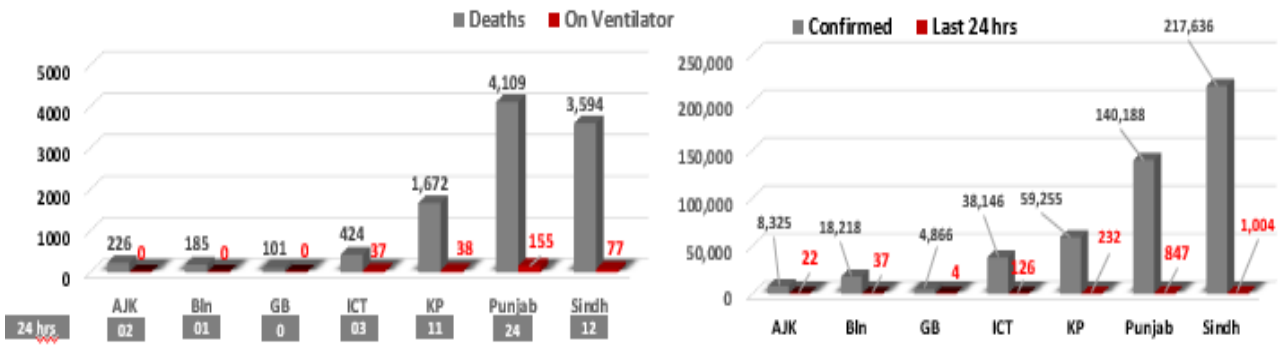
Province-Wise COVID Cases

Provinces	Lab Tests		Lab Confirmed Cases		
	Total Tests Conducted In Last 24 Hours	Total Tests Conducted till date	Previous	Last 24 hours	Cumulative
AJK	357	99,605	8,303	22	8,325
Balochistan	410	161,627	18,181	37	18,218
Gilgit Baltistan	361	67,084	4,862	04	4,866
ICT	4,043	831,371	38,020	126	38,146
KP	4,987	780,402	59,023	232	59,255
Punjab	20,348	2,893,240	139,341	847	140,188
Sindh	13,896	2,386,310	216,632	1,004	217,636
Total	44,382	6,819,699	484,362	2,272	486,634

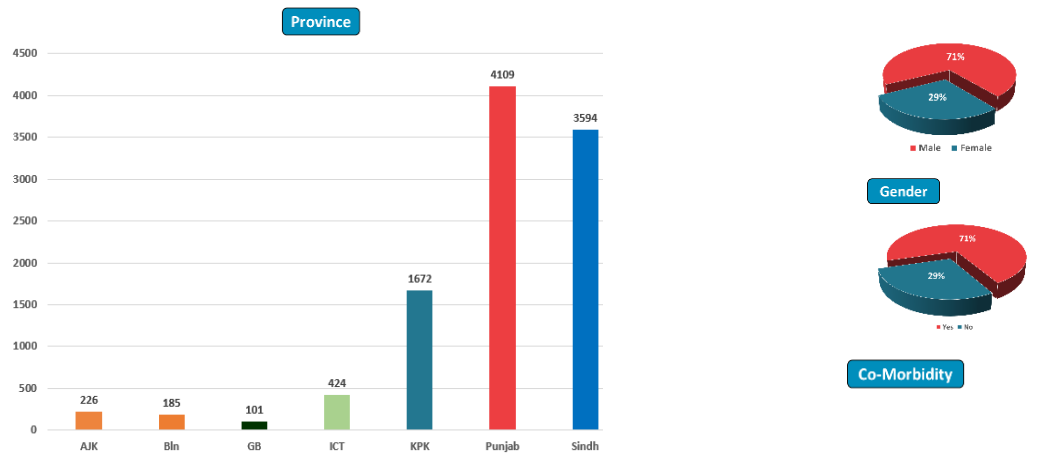
Cases Vs Recovery



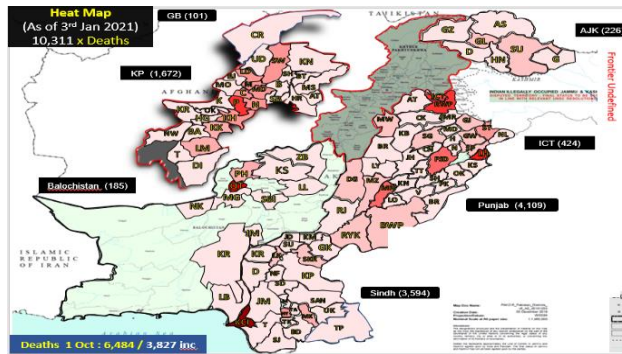
Clinical Status of COVID



Death Analysis

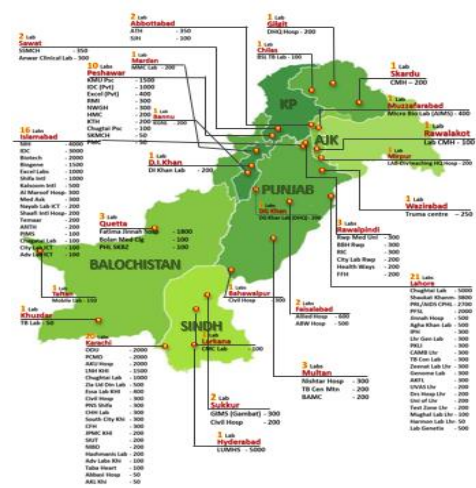
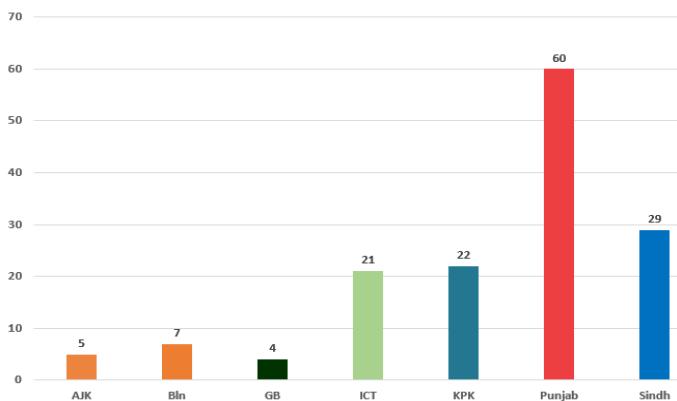


Heat Map



Testing Facility

- Total Functioning Labs in Pakistan - 148
- Total Testing Capacity - 56,219
- Testing Conducted Last 24 hrs - 44,392



1. International

a. COVID Status

- (1) 84,970,044 COVID cases & 1,843,103 deaths have been reported across the globe.
- (2) US COVID cases surpass 20 million mark.
- (3) UK has reactivated emergency hospitals due to surge in COVID cases.

b. Vaccine

- (1) Russia inoculates more than 800,000 people against COVID-19.
- (2) Pfizer Inc and BioNTech have planned to give volunteers who received a placebo in its COVID-19 vaccine trial an option to receive a first dose of vaccine.

2. National

a. COVID Status

- (1) National positivity ratio was recorded at 5.11%.
- (2) Pakistan has reported 1,686 COVID recoveries during last 24 hours.

b. Vent Status

- (1) 307 patients are on ventilators.
- (2) **42% vents allocated for COVID patients in ICT have been occupied. (38% day before yesterday)**
- (3) **41% vents allocated for COVID patients in Multan have been occupied. (37% day before yesterday)**
- (4) Vent occupancy in Peshawar has been reported at 35%. (34% day before yesterday)
- (5) Vent occupancy in Lahore has been reported at 32%. (32% day before yesterday)

c. Oxygen Status

- (1) **59% beds allocated for COVID patients in Peshawar have been occupied (58% day before yesterday)**
- (2) 36% beds allocated for COVID patients in Multan have been occupied (39% day before yesterday)
- (3) 33% beds allocated for COVID patients in ICT have been occupied. (35% day before yesterday)
- (4) 32% beds allocated for COVID patients in Karachi have been occupied. (32% day before yesterday)

- (5) 29% beds allocated for COVID patients in Rawalpindi have been occupied. (29% day before yesterday)

d. **HCW (Health Care Workers) Status**

- (1) 67 new cases have been reported in HCWs, increasing the total to 12,624, while 11,932 have recovered (580 active cases)
- (2) Most cases in HCWs has been reported by Sindh 4,322.
- (3) 112 deaths have been reported amongst HCWs.

e. **COVID Mortality (82 x Deaths)**

- (1) **43 deaths have been reported by Punjab, most by any province.**
- (2) National CFR was reported at 3.75%.
- (3) Punjab has reported a CFR of 6.13.