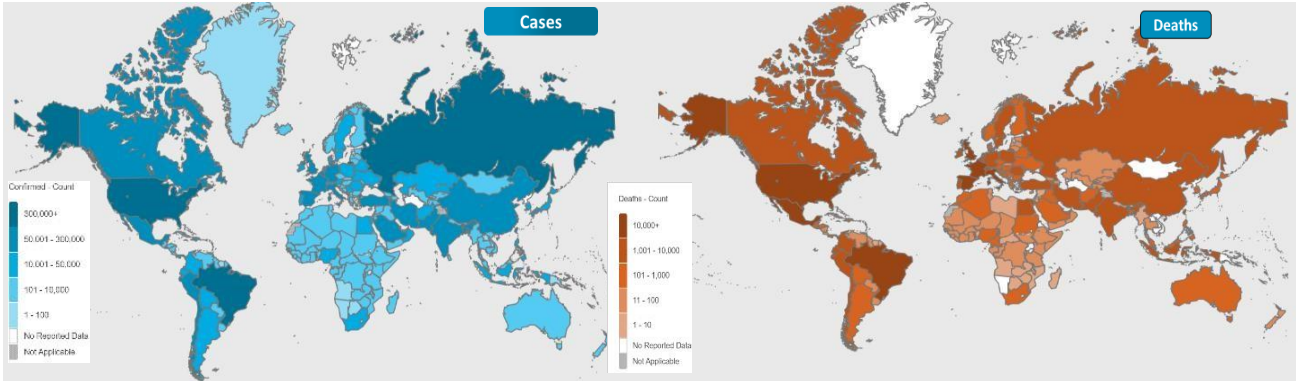




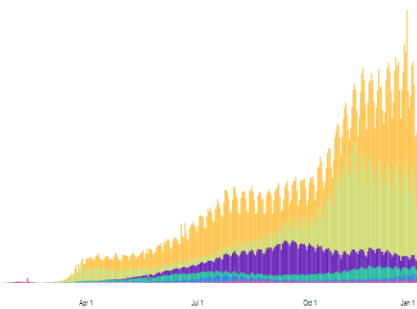
NATIONAL COMMAND AND OPERATIONS CENTRE SITUATION REPORT PART - I

Global Update

Issued: 2:00 PM
4th Jan 2021

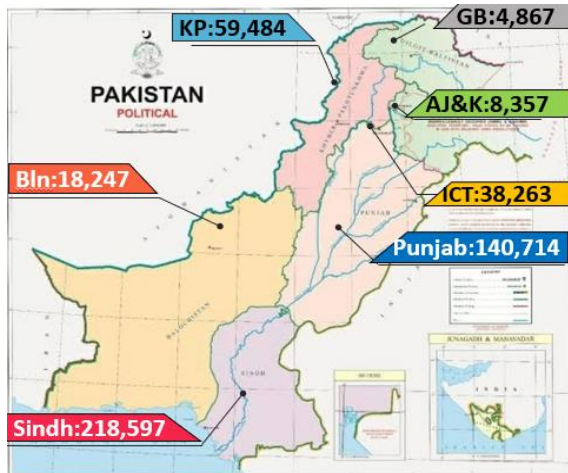


Americas	36,337,439 confirmed
Europe	26,881,446 confirmed
South-East Asia	12,051,014 confirmed
Eastern Mediterranean	4,977,852 confirmed
Africa	1,961,234 confirmed
Western Pacific	1,112,719 confirmed



	Countries	Cases	Cases Last 24 Hrs	Deaths	Deaths Last 24 Hrs	Ranking	Ranking Change
Overall	USA	21,113,528	+194,337	360,078	+1,987	1	↔
	Brazil	7,733,746	+17,341	196,018	+276	3	↔
	France	2,655,728	+12,489	65,037	+116	5	↔
	Russia	3,236,787	+24,150	58,506	+504	4	↔
	Spain	1,936,718		50,837		9	↔
	UK	2,654,779	+54,990	75,024	+454	6	↔
Regional	India	10,341,291	+16,660	149,686	+215	2	↔
	Iran	1,243,434	+5,960	55,540	+102	15	↔
	Bangladesh	516,019	+835	7,626	+27	27	↔
	Pakistan	488,529	1,895	10,350	+39	28	↔
	Afghanistan	52,909	+200	2,230	+9	90	↔

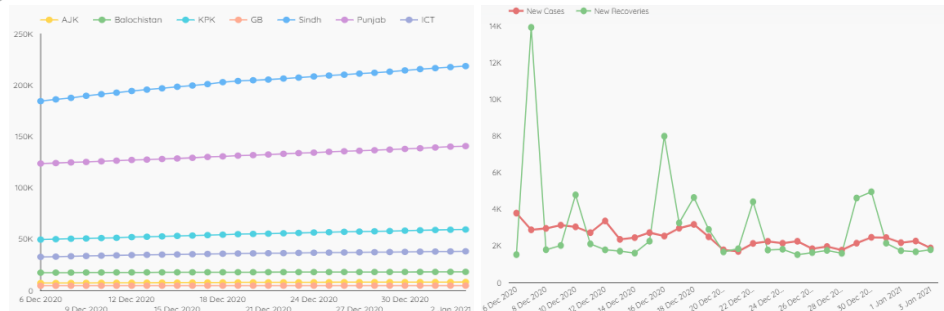
Pakistan COVID Update



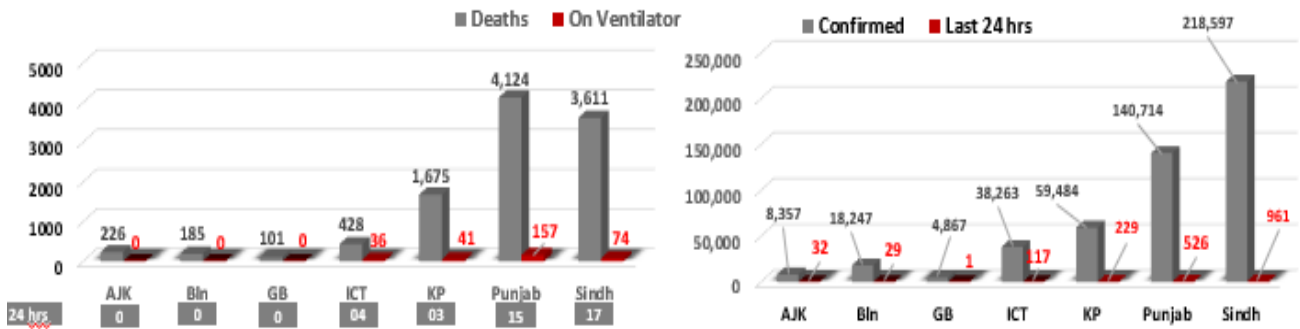
Province-Wise COVID Cases

Provinces	Lab Tests		Lab Confirmed Cases		
	Total Tests Conducted In Last 24 Hours	Total Tests Conducted till date	Previous	Last 24 hours	Cumulative
AJK	256	99,921	8,325	32	8,357
Balochistan	485	162,112	18,218	29	18,247
Gilgit Baltistan	188	67,301	4,866	01	4,867
ICT	2,560	833,931	38,146	117	38,263
KP	5,104	785,506	59,255	229	59,484
Punjab	10,073	2,503,313	140,188	526	140,714
Sindh	11,473	2,397,783	217,636	961	218,597
Total	30,119	6,849,867	488,634	1,895	488,529

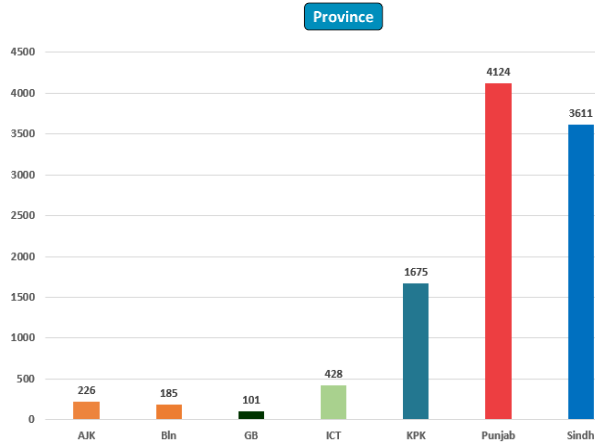
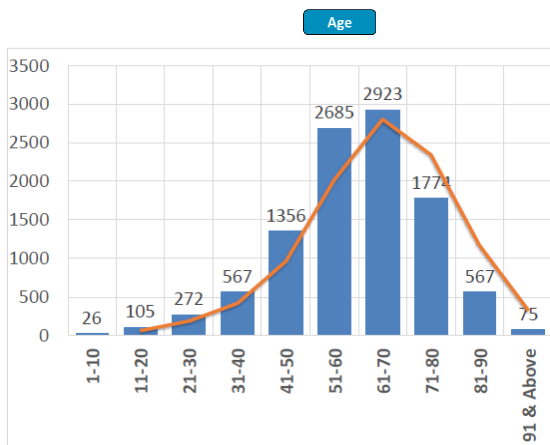
Cases Vs Recovery



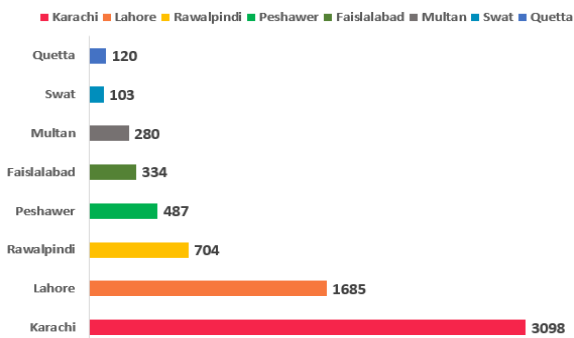
Clinical Status of COVID



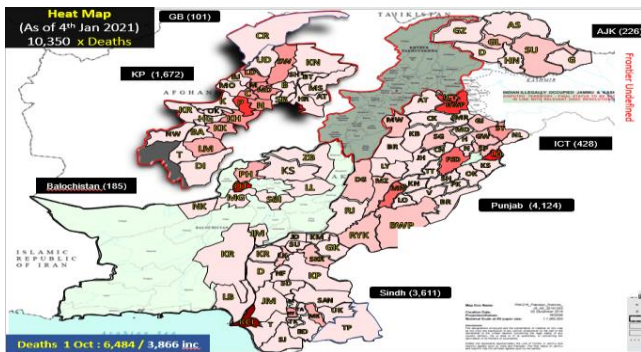
Death Analysis



Deaths

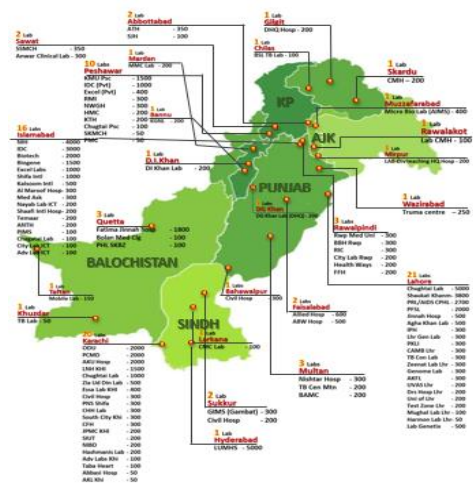
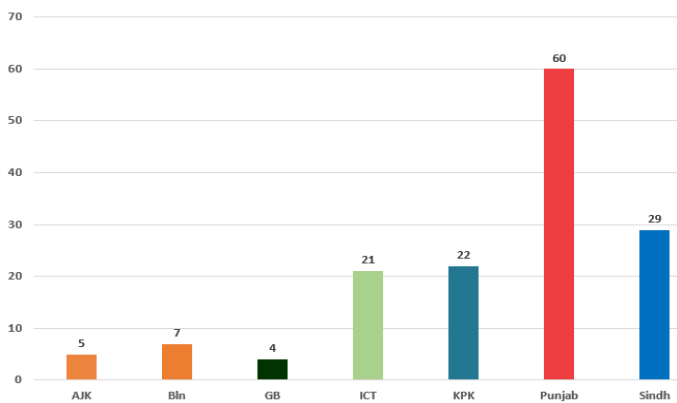


Heat Map



Testing Facility

- Total Functioning Labs in Pakistan - 148
- Total Testing Capacity - 56,531
- Testing Conducted Last 24 hrs - 30,139



1. International

a. COVID Status

- (1) 84,970,208 COVID cases & 1,843,106 deaths have been reported across the globe.
- (2) US death toll from COVID-19 surpasses 350,000

b. Vaccine

- (1) India's drugs regulator has given approval for emergency-use of two COVID vaccines, developed by AstraZeneca and other local company Bharat Biotech.
- (2) Brazil approves import of AstraZeneca vaccine.

c. Lockdown/ Restrictions

- (1) Norway imposes new restrictions to prevent a new COVID-19 wave.
- (2) Kenya has extended night curfew till March to curb COVID-19 spread.
- (3) Saudi Arabia has resumed entry to the kingdom by sea, land and air.

2. National

a. COVID Status

- (1) National positivity ratio was recorded at 6.28%.
- (2) Pakistan has reported 1,797 COVID recoveries during last 24 hours.

b. Vent Status

- (1) 307 patients are on ventilators.
- (2) **44% vents allocated for COVID patients in ICT have been occupied. (42% day before yesterday)**
- (3) **42% vents allocated for COVID patients in Multan have been occupied. (41% day before yesterday)**
- (4) Vent occupancy in Lahore has been reported at 35%. (32% day before yesterday)
- (5) Vent occupancy in Peshawar has been reported at 32%. (35% day before yesterday)

c. Oxygen Status

- (1) **58% beds allocated for COVID patients in Peshawar have been occupied (59% day before yesterday)**
- (2) 35% beds allocated for COVID patients in ICT have been occupied. (35% day before yesterday)

- (3) 33% beds allocated for COVID patients in Karachi have been occupied.
(32% day before yesterday)
- (4) 32% beds allocated for COVID patients in Multan have been occupied
(36% day before yesterday)
- (5) 29% beds allocated for COVID patients in Rawalpindi have been occupied.
(29% day before yesterday)

d. **HCW (Health Care Workers) Status**

- (1) 117 new cases have been reported in HCWs, increasing the total to 12,741 while 12,037 have recovered (592 active cases)
- (2) Most cases in HCWs has been reported by Sindh 4,322.
- (3) 112 deaths have been reported amongst HCWs.

e. **COVID Mortality (53 x Deaths)**

- (1) **24 deaths have been reported by Punjab, most by any province.**
- (2) National CFR was reported at 2.33%.
- (3) Punjab has reported a CFR of 2.83.