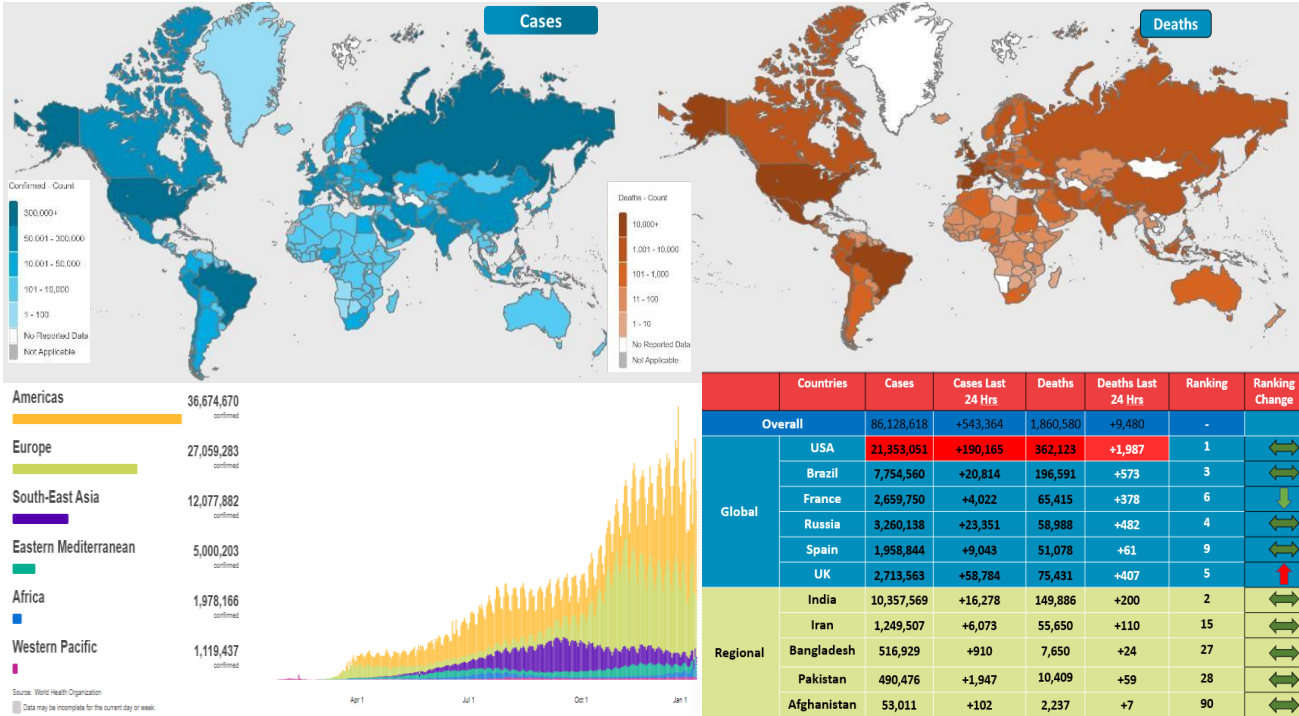




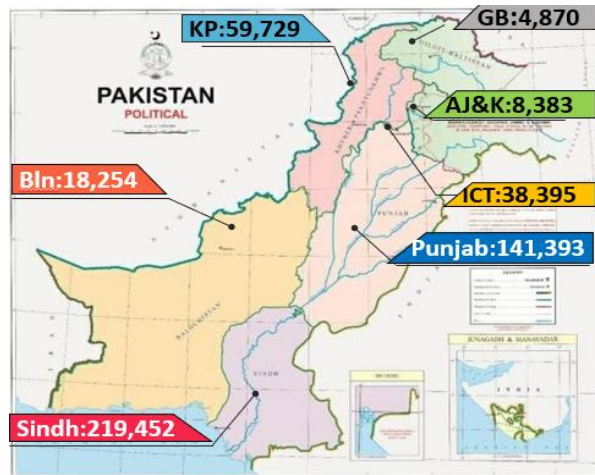
NATIONAL COMMAND AND OPERATIONS CENTRE SITUATION REPORT PART - I

Global Update

Issued: 2:00 PM
5th Jan 2021



Pakistan COVID Update



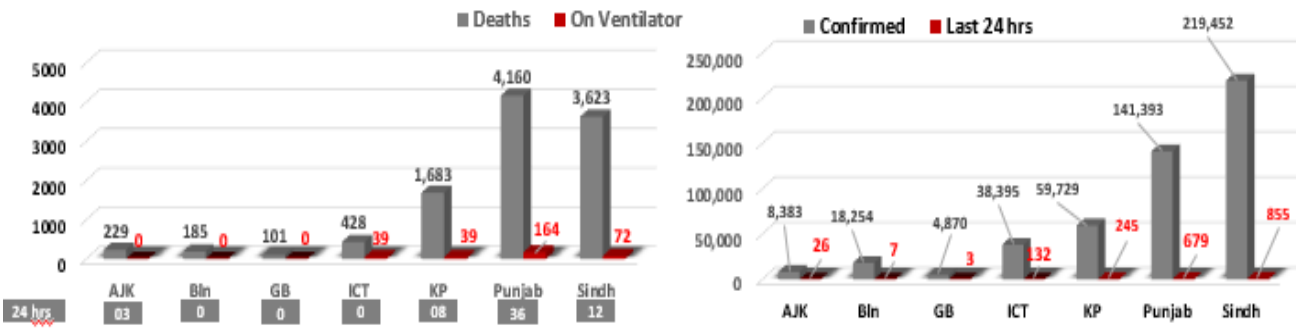
Province-Wise COVID Cases

Provinces	Lab Tests		Lab Confirmed Cases		
	Total Tests Conducted In Last 24 Hours	Total Tests Conducted till date	Previous	Last 24 hours	Cumulative
AJK	316	100,237	8,357	26	8,383
Balochistan	122	162,234	18,247	07	18,254
Gilgit Baltistan	357	67,858	4,867	03	4,870
ICT	3,713	837,644	38,263	132	38,395
KP	4,197	789,703	59,484	245	59,729
Punjab	16,203	2,515,516	140,714	679	141,393
Sindh	10,165	2,407,948	218,597	855	219,452
Total	35,073	6,884,940	488,529	1,947	490,476

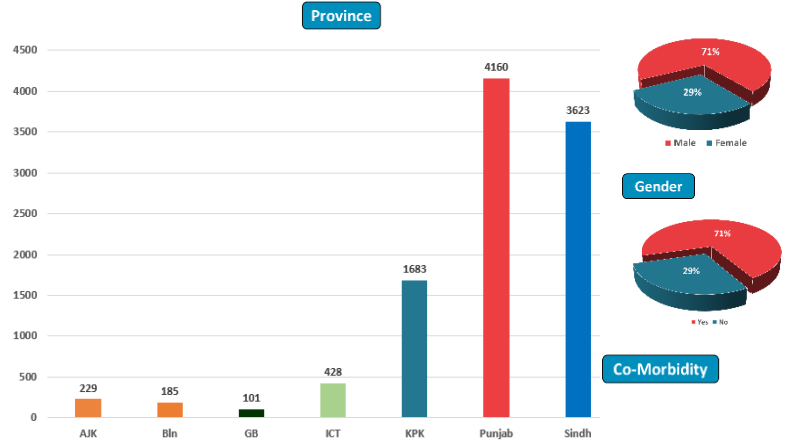
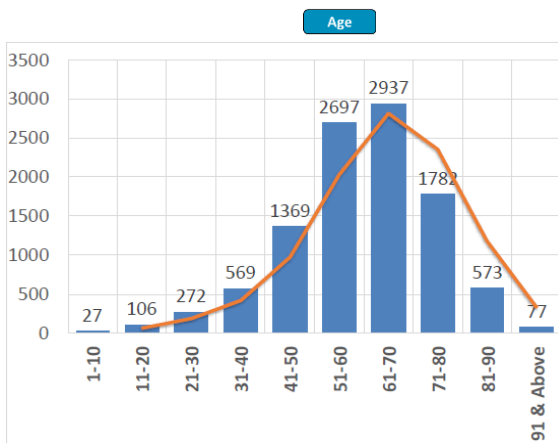
Cases Vs Recovery



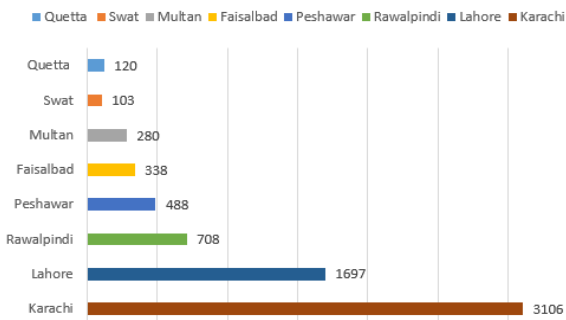
Clinical Status of COVID



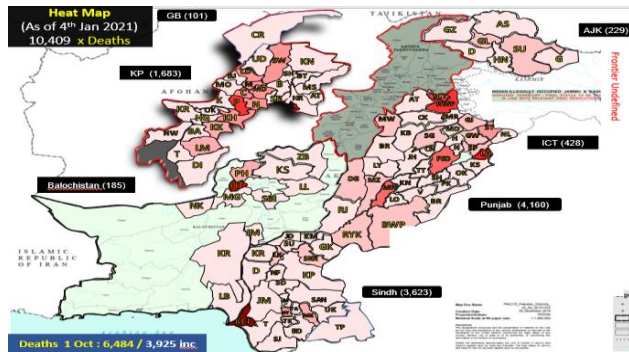
Death Analysis



Deaths

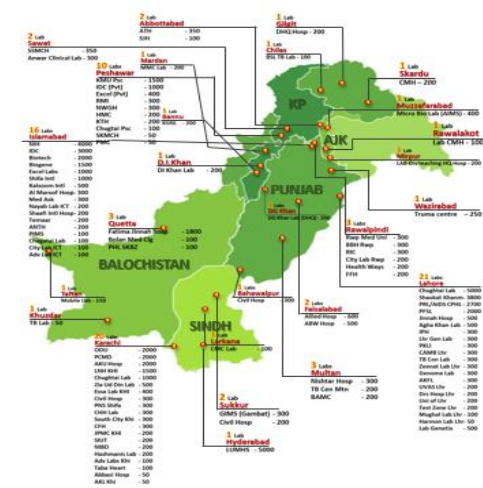
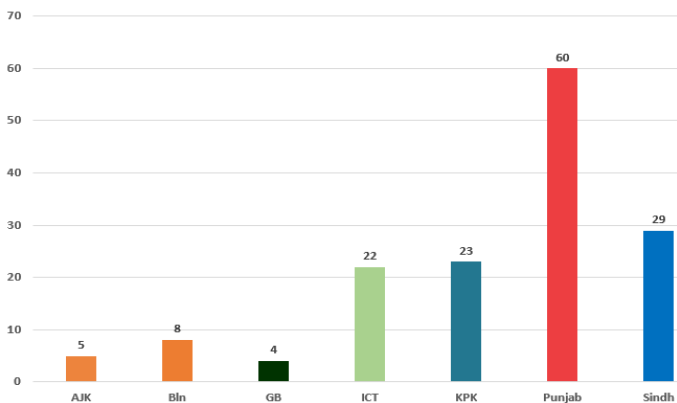


Heat Map



Testing Facility

- Total Functioning Labs in Pakistan - 151
- Total Testing Capacity - 56,531
- Testing Conducted Last 24 hrs - 35,073



1. International

a. COVID Status

(1) 86,094,013 COVID cases & 1,859,843 deaths have been reported across the globe.

b. Vaccine

(1) Britain has begun vaccinating its population with the COVID-19 shot developed by Oxford University and AstraZeneca.

(2) Mexico has approved Oxford-AstraZeneca vaccine for emergency use.

(3) BioNTech and Pfizer have cautioned they had no evidence their vaccine would continue to work if the booster shot was given later than tested in trials.

(4) European Medicines Agency has said that maximum interval between doses should be followed.

c. Lockdown/ Restrictions

(1) South Korea has expanded a ban on private gatherings larger than four people to the whole country.

(2) German has said that its country's lockdown would be extended until 31 January.

2. National

a. COVID Status

(1) National positivity ratio was recorded at 5.55 %.

(2) Pakistan has reported 1,903 COVID recoveries during last 24 hours.

b. Vent Status

(1) 308 patients are on ventilators.

(2) **42% vents allocated for COVID patients in ICT have been occupied. (44% day before yesterday)**

(3) **42% vents allocated for COVID patients in Multan have been occupied. (42% day before yesterday)**

(4) Vent occupancy in Lahore has been reported at 35%. (35% day before yesterday)

(5) Vent occupancy in Peshawar has been reported at 32%. (32% day before yesterday)

c. Oxygen Status

(1) **58% beds allocated for COVID patients in Peshawar have been occupied (58% day before yesterday)**

- (2) 33% beds allocated for COVID patients in ICT have been occupied. (35% day before yesterday)
- (3) 33% beds allocated for COVID patients in Multan have been occupied (32% day before yesterday)
- (4) 32% beds allocated for COVID patients in Karachi have been occupied. (33% day before yesterday)
- (5) 29% beds allocated for COVID patients in Rawalpindi have been occupied. (29% day before yesterday)

d. **HCW (Health Care Workers) Status**

- (1) 53 new cases have been reported in HCWs, increasing the total to 12,794 while 12,096 have recovered (587 active cases)
- (2) Most cases in HCWs has been reported by Sindh 4,409.
- (3) 112 deaths have been reported amongst HCWs.

e. **COVID Mortality (39 x Deaths)**

- (1) 35 (90%) deaths have occurred in hospitals.
- (2) **17 deaths have been reported by Sindh, most by any province.**
- (3) **15 deaths have been reported in District Karachi, most by any district.**
- (4) National CFR was reported at 2.05 %.
- (5) 75 % deceased suffered from co-morbidities