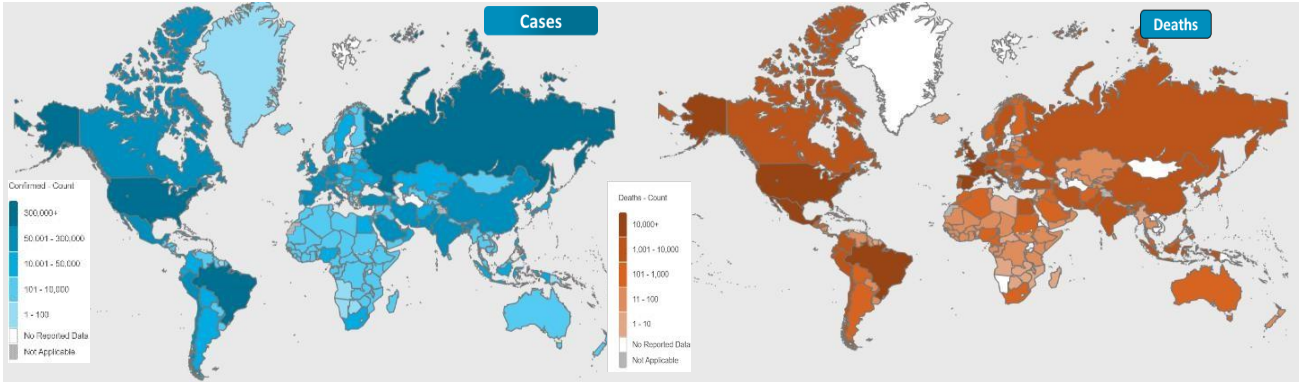




# NATIONAL COMMAND AND OPERATIONS CENTRE SITUATION REPORT PART - I

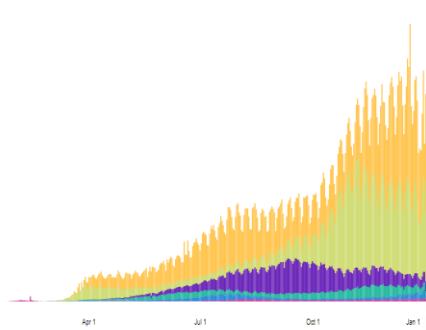
## Global Update

Issued: 2:00 PM  
6th Jan 2021



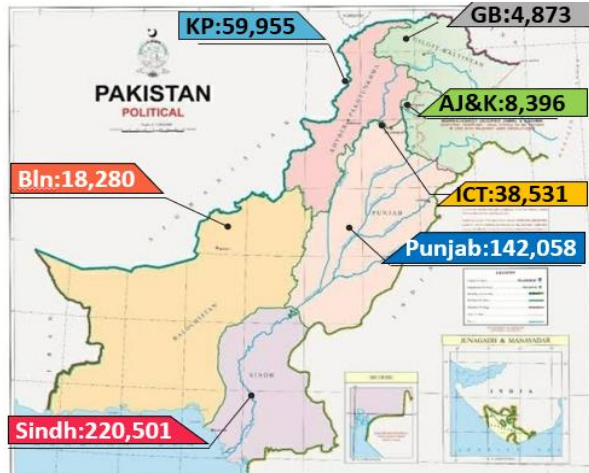
Americas	36,943,389 confirmed
Europe	27,282,019 confirmed
South-East Asia	12,103,952 confirmed
Eastern Mediterranean	5,020,842 confirmed
Africa	1,996,046 confirmed
Western Pacific	1,127,202 confirmed

Source: World Health Organization  
Data may be incomplete for the current day or week.



	Countries	Cases	Cases Last 24 Hrs	Deaths	Deaths Last 24 Hrs	Ranking	Ranking Change
Overall	USA	86,821,323	+685,258	1,875,209	+13,872	-	
	Brazil	21,580,217	+227,169	365,664	+3,543	1	↔
	France	7,812,007	+57,447	197,777	+1,186	3	↔
	Russia	2,680,239	+20,489	66,282	+420	6	↔
	Spain	3,284,384	+24,246	59,506	+518	4	↔
	UK	1,982,544	+16,343	51,430	+120	9	↔
Regional	India	2,774,479	+60,916	76,305	+830	5	↔
	Iran	10,375,478	+17,909	150,151	+265	2	↔
	Bangladesh	1,255,620	+6,113	55,748	+98	15	↔
	Pakistan	517,920	+991	7,670	+20	27	↔
	Afghanistan	492,594	+2,118	10,461	+52	28	↔
		53,105	+94	2,244	+7	90	↔

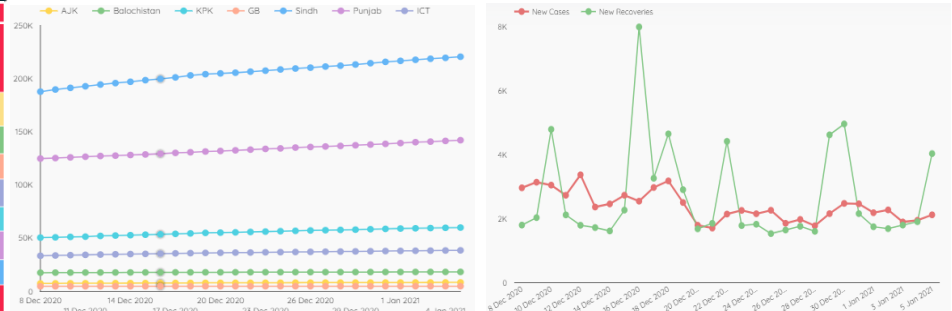
## Pakistan COVID Update



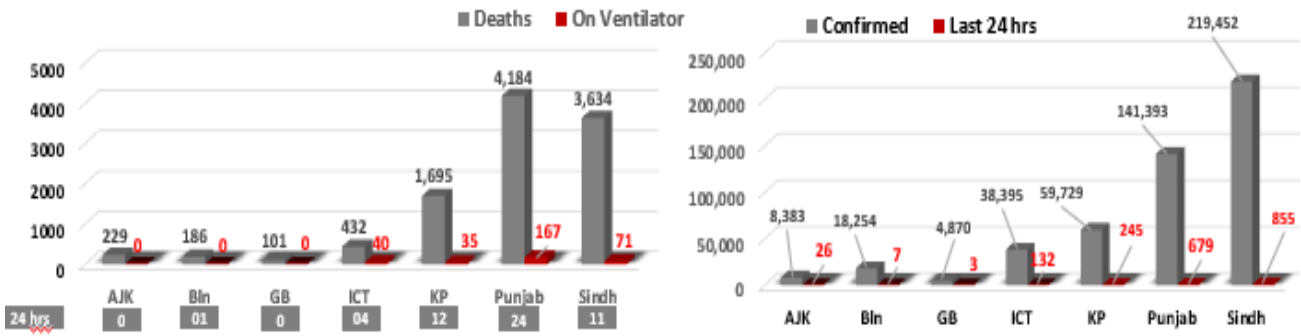
## Province-Wise COVID Cases

Provinces	Lab Tests		Lab Confirmed Cases		
	Total Tests Conducted in Last 24 Hours	Total Tests Conducted till date	Previous	Last 24 hours	Cumulative
AJK	249	100,486	8,383	13	8,396
Balochistan	466	162,700	18,254	26	18,280
Chhgt Balochistan	357	68,015	4,870	03	4,873
ICT	4,870	842,514	38,395	136	38,531
KP	4,521	794,224	58,729	226	59,955
Punjab	15,997	2,535,513	141,393	665	142,058
Sindh	12,457	2,420,405	219,452	1,049	220,501
Total	38,917	6,923,857	490,476	2,118	492,594

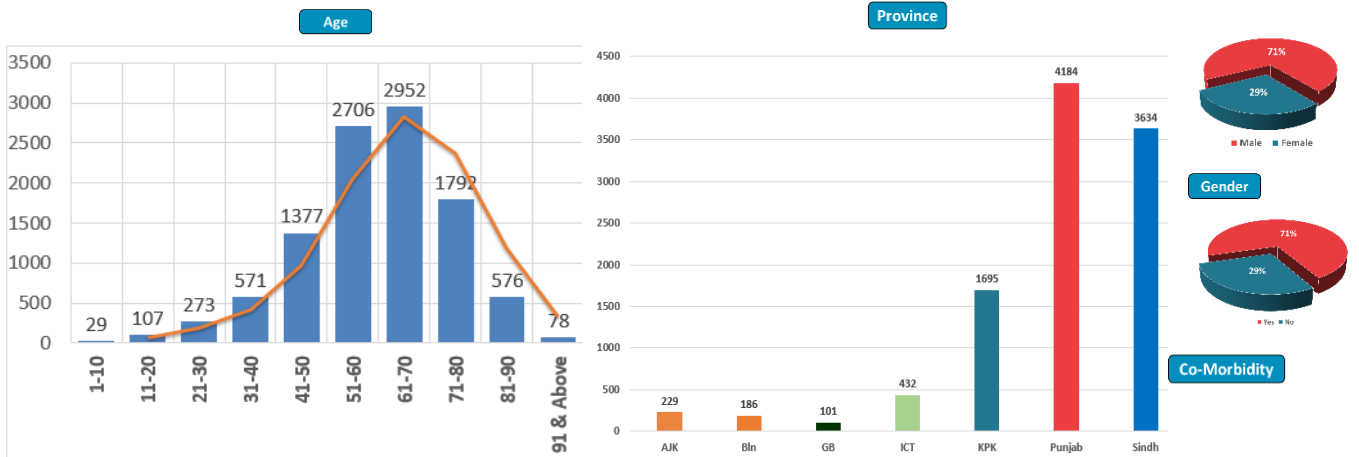
## Cases Vs Recovery



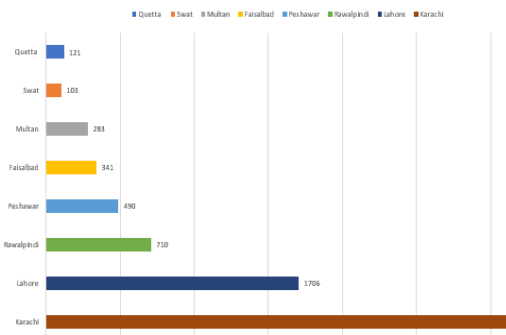
### Clinical Status of COVID



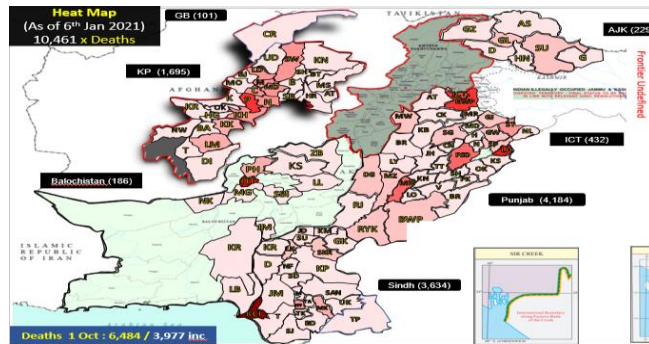
### Death Analysis



### Deaths

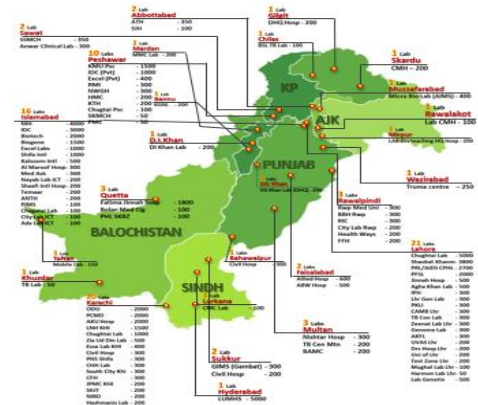
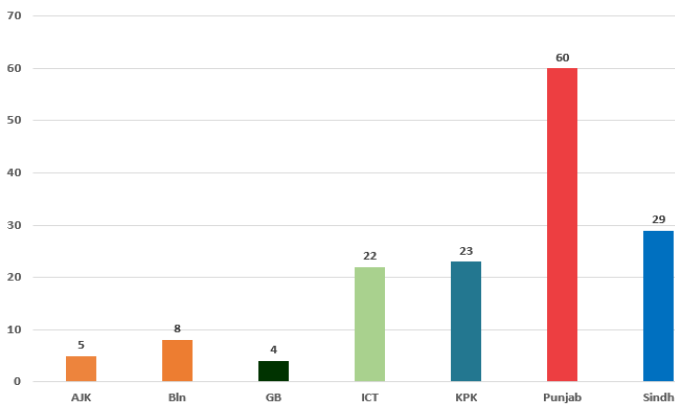


### Heat Map



### Testing Facility

- Total Functioning Labs in Pakistan - 151
- Total Testing Capacity - 56,531
- Testing Conducted Last 24 hrs - 38,917



## 1. International

### a. COVID Status

- (1) 86,818,631 COVID cases & 1,874,355 deaths have been reported across the globe.
- (2) UK has recorded a new record of 60,916 confirmed COVID case.

### b. Vaccine

- (1) Israel's has authorised use of Moderna's COVID-19 vaccine.
- (2) WHO has said that People should get two doses of the Pfizer and BioNTech vaccine within 21-28 days.

### c. Lockdown/ Restrictions

- (1) Britain has begun its third COVID-19 lockdown with citizens orders to stay at home.

### d. New Development

- (1) WHO has said that there is no indication that COVID variant identified in South Africa is more transmissible than the one spreading in Britain.
- (2) Switzerland's infection control chief has said that COVID variant discovered in Britain could become a pandemic within a pandemic.

## 2. National

### a. COVID Status

- (1) National positivity ratio was recorded at 5.44 %.
- (2) Pakistan has reported 4,033 COVID recoveries during last 24 hours.

### b. Vent Status

- (1) 314 patients are on ventilators.
- (2) **46% vents allocated for COVID patients in ICT have been occupied. (42% day before yesterday)**
- (3) **44% vents allocated for COVID patients in Multan have been occupied. (42% day before yesterday)**
- (4) Vent occupancy in Bahawalpur has been reported at 41%.
- (5) Vent occupancy in Lahore has been reported at 37%. (35% day before yesterday)
- (6) Vent occupancy in Peshawar has been reported at 30%. (32% day before yesterday)

### c. Oxygen Status

- (1) **57% beds allocated for COVID patients in Peshawar have been occupied (58% day before yesterday)**

- (2) 32% beds allocated for COVID patients in ICT have been occupied. (33% day before yesterday)
- (3) 31% beds allocated for COVID patients in Multan have been occupied (33% day before yesterday)
- (4) 31% beds allocated for COVID patients in Karachi have been occupied. (32% day before yesterday)
- (5) 28% beds allocated for COVID patients in Rawalpindi have been occupied. (29% day before yesterday)

d. **HCW (Health Care Workers) Status**

- (1) 39 new cases have been reported in HCWs, increasing the total to 12,833 while 12,129 have recovered (591 active cases)
- (2) Most cases in HCWs has been reported by Sindh 4,439.
- (3) 113 deaths have been reported amongst HCWs.

e. **COVID Mortality (59 x Deaths)**

- (1) 50 (85 %) deaths have occurred in hospitals.
- (2) **36 deaths have been reported by Sindh, most by any province.**
- (3) **12 deaths have been reported in District Lahore, most by any district.**
- (4) National CFR was reported at 3.03 %.
- (5) 79 % deceased suffered from co-morbidities