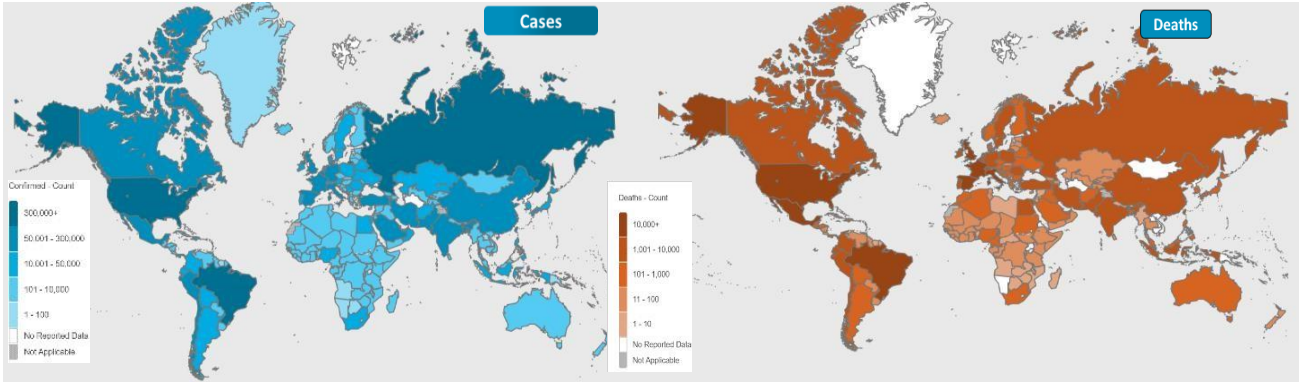




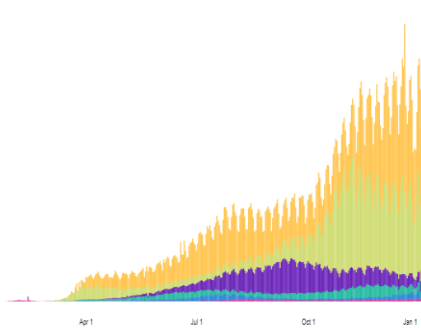
NATIONAL COMMAND AND OPERATIONS CENTRE SITUATION REPORT PART - I

Global Update

Issued: 2:00 PM
8th Jan 2021

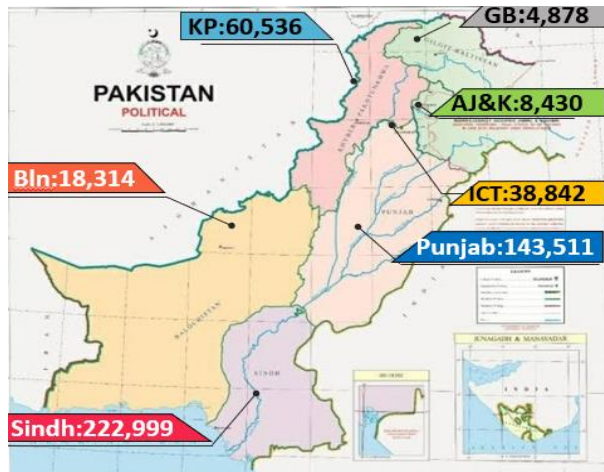


Americas	37,538,493 confirmed
Europe	27,961,717 confirmed
South-East Asia	12,164,604 confirmed
Eastern Mediterranean	5,070,009 confirmed
Africa	2,047,423 confirmed
Western Pacific	1,146,437 confirmed



	Countries	Cases	Cases Last 24 Hrs	Deaths	Deaths Last 24 Hrs	Ranking	Ranking Change
Global	Overall	88,492,241	+832,934	1,905,838	+14,771	-	
	USA	22,137,009	+279,154	374,197	+4,207	1	↔
	Brazil	7,961,673	+87,134	200,498	+1,455	3	↔
	France	2,727,321	+21,703	66,841	+276	6	↔
	Russia	3,332,142	+23,541	60,457	+506	4	↔
	Spain	2,024,904	+16,850	51,675	+123	9	↔
Regional	UK	2,889,419	+52,618	78,508	+1,162	5	↔
	India	10,414,044	+18,106	150,606	+234	2	↔
	Iran	1,268,263	+6,360	55,993	+103	15	↔
	Bangladesh	519,905	+1,007	7,718	+31	27	↔
	Pakistan	497,510	+2,435	10,558	+48	28	↔
Afghanistan	53,332	+125	2,257	+4	91	↓	

Pakistan COVID Update



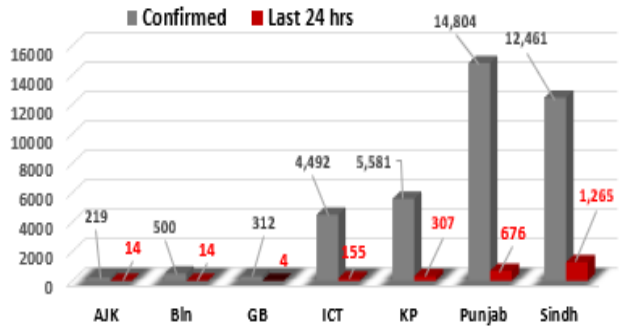
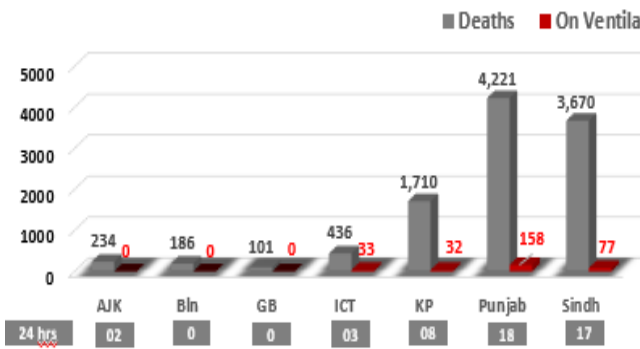
Province-Wise COVID Cases

Provinces	Lab Tests		Lab Confirmed Cases		
	Total Tests Conducted In Last 24 Hours	Total Tests Conducted till date	Previous	Last 24 hours	Cumulative
AJK	229	100,976	8,416	14	8,430
Balochistan	500	163,799	18,300	14	18,314
Gilgit Baltistan	312	68,711	4,874	04	4,878
ICT	4,492	852,173	38,687	155	38,842
KP	5,581	804,603	60,229	307	60,536
Punjab	14,804	2,565,879	142,835	676	143,511
Sindh	12,461	2,446,565	221,734	1,265	222,999
Total	38,369	7,002,706	495,075	2,435	497,510

Cases Vs Recovery

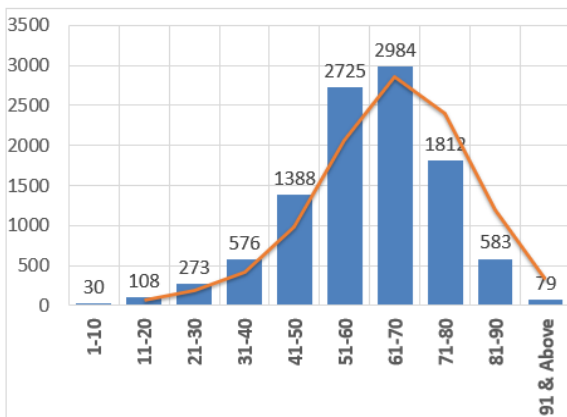


Clinical Status of COVID

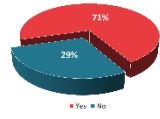
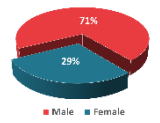
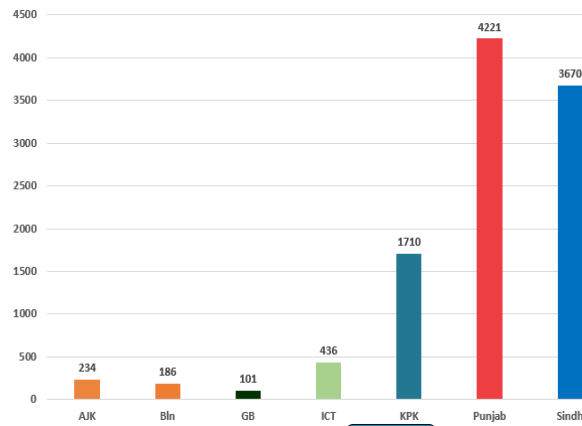


Death Analysis

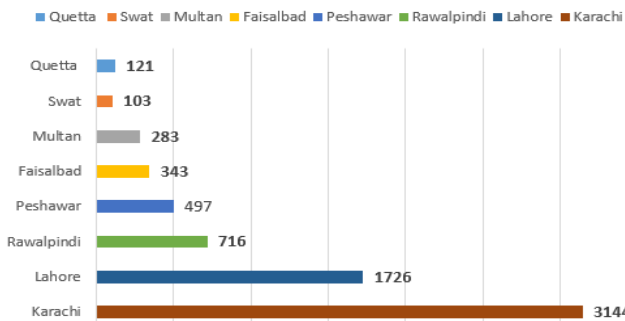
Age



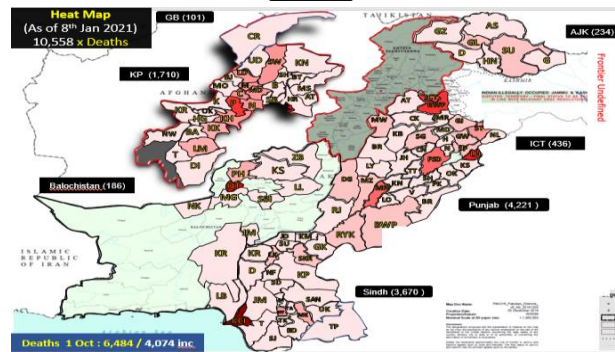
Province



Deaths

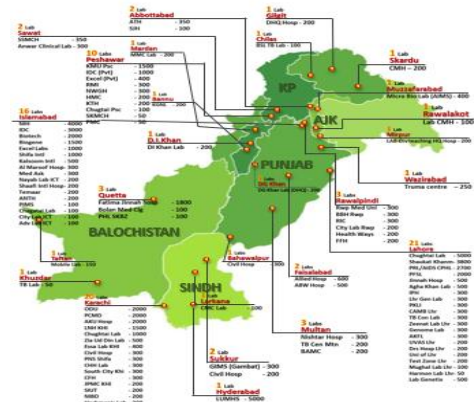
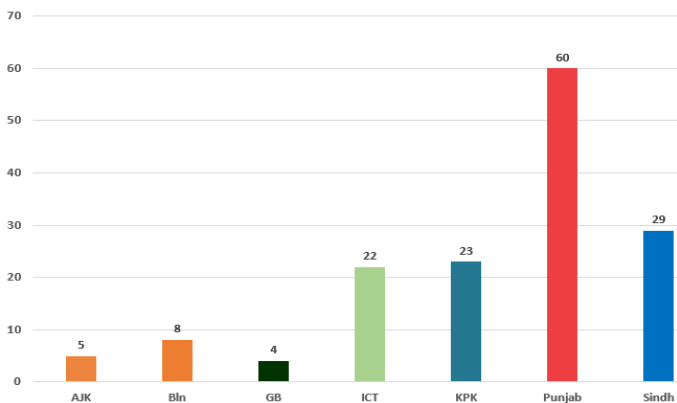


Heat Map



Testing Facility

- Total Functioning Labs in Pakistan - 151
- Total Testing Capacity - 57,531
- Testing Conducted Last 24 hrs - 38,369



1. International

a. COVID Status

- (1) 88,480,028 COVID cases & 1,905,542 deaths have been reported across the globe.
- (2) Germany reports over 1,000 COVID-linked deaths.
- (3) Europe has surpassed over 25m cases of COVID.
- (4) UK records highest number of daily deaths 1,162 since April.

b. Vaccine

- (1) Moderna's chief executive has said that its COVID vaccine is likely to offer protection of up to a couple of years.
- (2) South Africa has bought 1.5 Mn doses of AstraZeneca vaccine.
- (3) Saudi Arabia has launched 'health passports' for those who have completed two doses of vaccine.
- (4) Abu Dhabi has started Phase III clinical trials of Russia's Sputnik V COVID vaccine.

2. National

a. COVID Status

- (1) National positivity ratio was recorded at 6.34%.
- (2) Pakistan has reported 3,313 COVID recoveries during last 24 hours.

b. Vent Status

- (1) 315 patients are on ventilators.
- (2) **45% vents allocated for COVID patients in Multan have been occupied. (45% day before yesterday)**
- (3) **42% vents allocated for COVID patients in ICT have been occupied. (47% day before yesterday)**
- (4) **Vent occupancy in Bahawalpur has been reported at 41%. (41% day before yesterday)**
- (5) Vent occupancy in Lahore has been reported at 37%. (37% day before yesterday)
- (6) Vent occupancy in Peshawar has been reported at 33%. (27% day before yesterday)

c. Oxygen Status

- (1) **54% beds allocated for COVID patients in Peshawar have been occupied (59% day before yesterday)**

- (2) 34% beds allocated for COVID patients in Karachi have been occupied. (32% day before yesterday)
- (3) 33% beds allocated for COVID patients in Multan have been occupied (33% day before yesterday)
- (4) 30% beds allocated for COVID patients in ICT have been occupied. (31% day before yesterday)

d. **HCW (Health Care Workers) Status**

- (1) 34 new cases have been reported in HCWs, increasing the total to 12,903 while 12,183 have recovered (607 active cases)
- (2) Most cases in HCWs has been reported by Sindh 4,498.
- (3) 113 deaths have been reported amongst HCWs.

e. **COVID Mortality (50 x Deaths)**

- (1) 45 (90%) deaths have occurred in hospitals.
- (2) **19 deaths have been reported by Punjab and Karachi respectively.**
- (3) **16 deaths have been reported in District Karachi.**
- (4) National CFR was reported at 2.01 %.
- (5) 81 % deceased suffered from co-morbidities