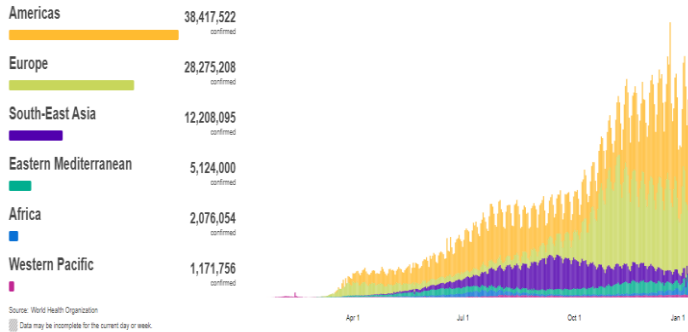
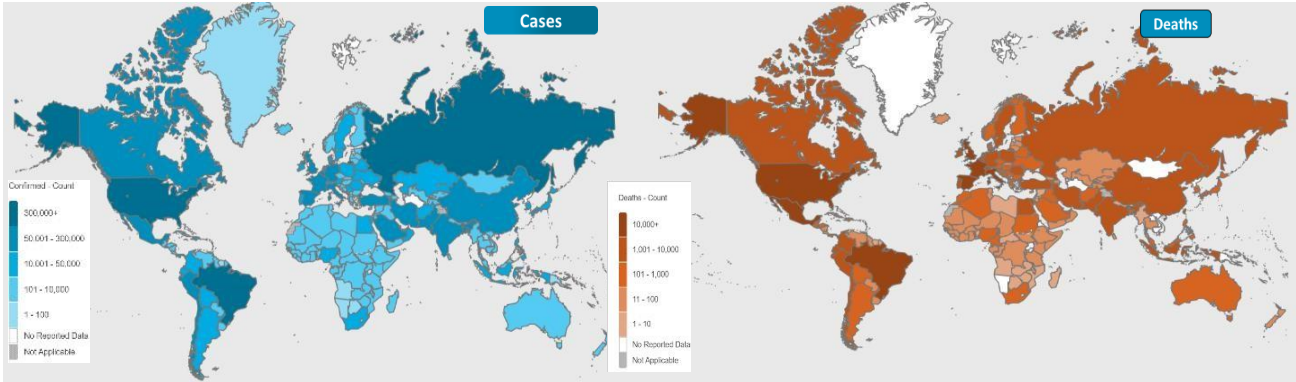




NATIONAL COMMAND AND OPERATIONS CENTRE SITUATION REPORT PART - I

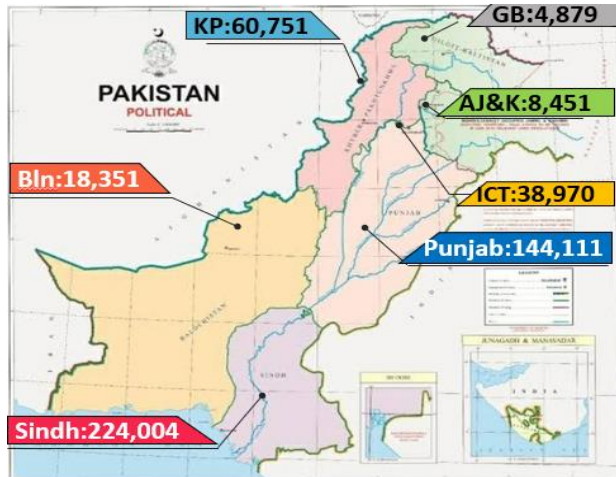
Global Update

Issued: 2:00 PM
9th Jan 2021



	Countries	Cases	Cases Last 24 Hrs	Deaths	Deaths Last 24 Hrs	Ranking	Ranking Change
Global	Overall	89,343,185	+831,760	1,921,119	+14,907	-	
	USA	22,461,696	+306,449	378,204	+3,969	1	↔
	Brazil	8,015,920	+54,247	201,542	+1,044	3	↔
	France	2,747,135	+19,814	67,431	+381	6	↔
	Russia	3,355,794	+23,652	60,911	+454	4	↔
	Spain	2,050,360	+25,456	51,874	+199	9	↔
Regional	UK	2,957,472	+68,053	79,833	+1,325	5	↔
	India	10,432,526	+18,482	150,835	+229	2	↔
	Iran	1,274,514	+6,251	56,018	+85	15	↔
	Bangladesh	520,690	+785	7,734	+16	27	↔
	Pakistan	499,517	+2,007	10,598	+40	28	↔
	Afghanistan	53,400	+68	2,264	+7	91	↔

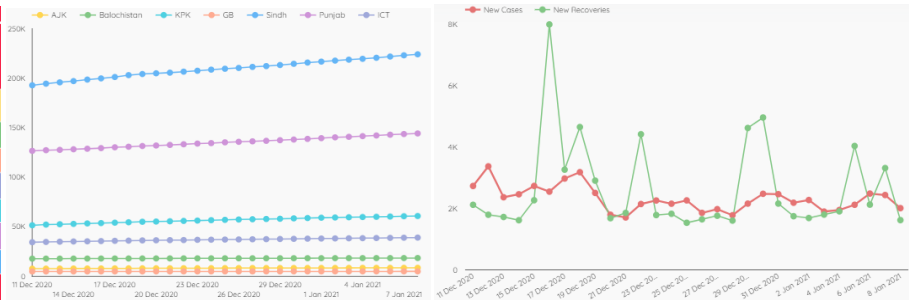
Pakistan COVID Update



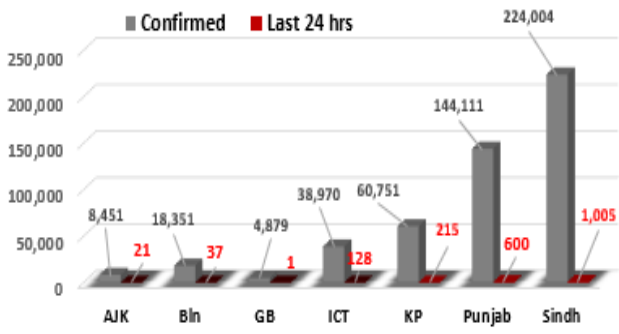
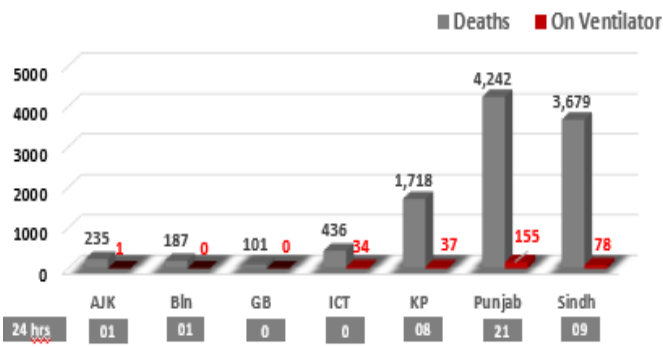
Province-Wise COVID Cases

Provinces	Lab Tests		Lab Confirmed Cases		
	Total Tests Conducted in Last 24 Hours	Total Tests Conducted till date	Previous	Last 24 hours	Cumulative
AJK	343	101,319	8,430	21	8,451
Balochistan	613	164,412	18,314	37	18,351
Gilgit Baltistan	374	69,085	4,878	01	4,879
ICT	4,980	857,153	38,842	128	38,970
KP	6,246	810,849	60,536	215	60,751
Punjab	15,438	2,581,317	143,511	600	144,111
Sindh	12,904	2,459,469	222,999	1,005	224,004
Total	40,898	7,043,604	497,510	2,007	499,517

Cases Vs Recovery

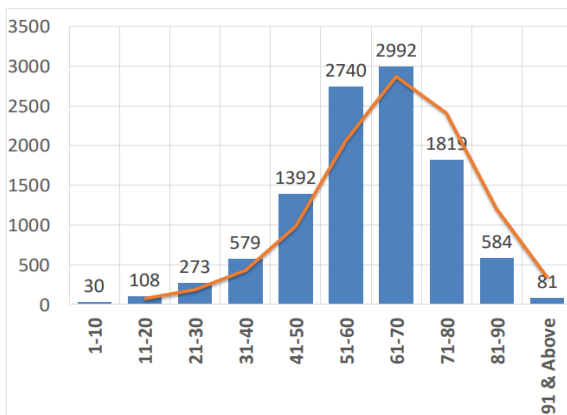


Clinical Status of COVID

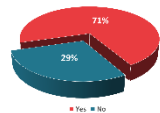
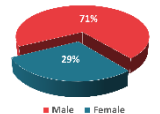
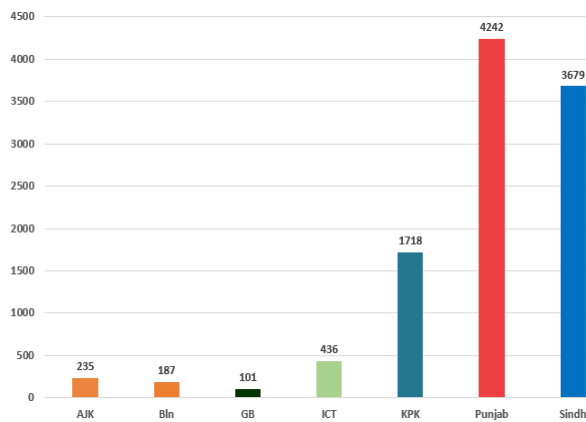


Death Analysis

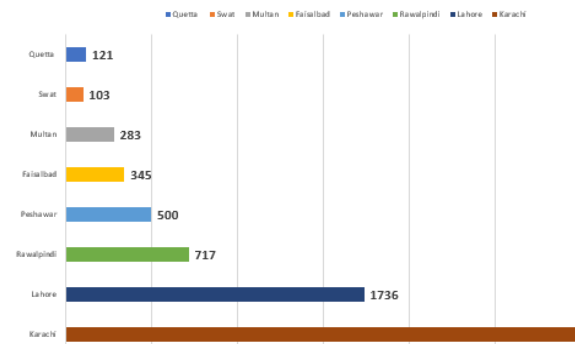
Age



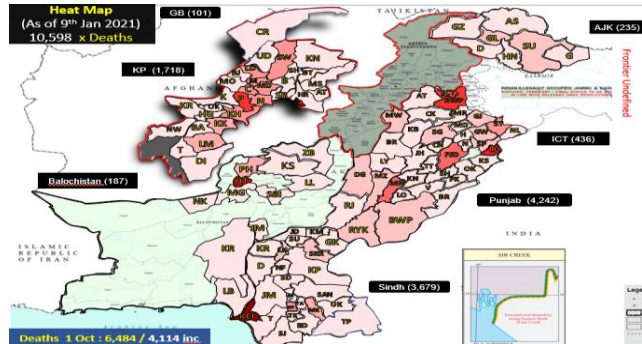
Province



Deaths

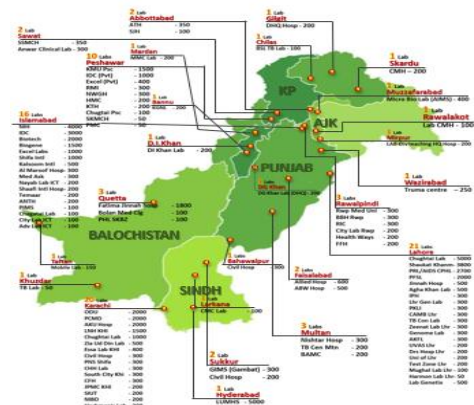
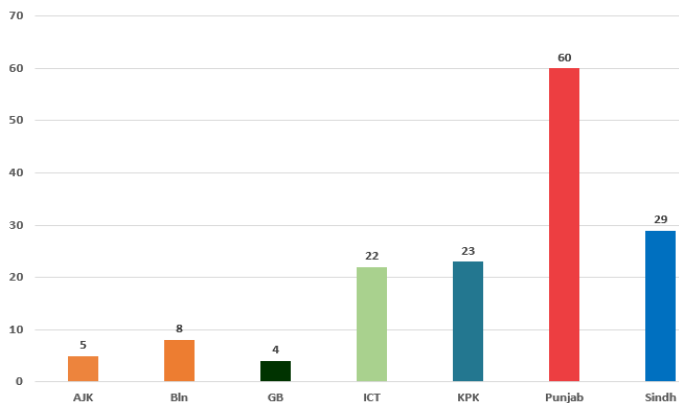


Heat Map



Testing Facility

- Total Functioning Labs in Pakistan - 151
- Total Testing Capacity - 57,071
- Testing Conducted Last 24 hrs - 40,898



1. International

a. COVID Status

- (1) 88,480,028 COVID cases & 1,905,542 deaths have been reported across the globe.
- (2) Germany reports over 1,000 COVID-linked deaths.
- (3) Europe has surpassed over 25m cases of COVID.
- (4) UK records highest number of daily deaths 1,162 since April.

b. Vaccine

- (1) Moderna's chief executive has said that its COVID vaccine is likely to offer protection of up to a couple of years.
- (2) South Africa has bought 1.5 Mn doses of AstraZeneca vaccine.
- (3) Saudi Arabia has launched 'health passports' for those who have completed two doses of vaccine.
- (4) Abu Dhabi has started Phase III clinical trials of Russia's Sputnik V COVID vaccine.

2. National

a. COVID Status

- (1) National positivity ratio was recorded at 6.34%.
- (2) Pakistan has reported 3,313 COVID recoveries during last 24 hours.

b. Vent Status

- (1) 315 patients are on ventilators.
- (2) **45% vents allocated for COVID patients in Multan have been occupied. (45% day before yesterday)**
- (3) **42% vents allocated for COVID patients in ICT have been occupied. (47% day before yesterday)**
- (4) **Vent occupancy in Bahawalpur has been reported at 41%. (41% day before yesterday)**
- (5) Vent occupancy in Lahore has been reported at 37%. (37% day before yesterday)
- (6) Vent occupancy in Peshawar has been reported at 33%. (27% day before yesterday)

c. Oxygen Status

- (1) **54% beds allocated for COVID patients in Peshawar have been occupied (59% day before yesterday)**

- (2) 34% beds allocated for COVID patients in Karachi have been occupied. (32% day before yesterday)
- (3) 33% beds allocated for COVID patients in Multan have been occupied (33% day before yesterday)
- (4) 30% beds allocated for COVID patients in ICT have been occupied. (31% day before yesterday)

d. **HCW (Health Care Workers) Status**

- (1) 34 new cases have been reported in HCWs, increasing the total to 12,903 while 12,183 have recovered (607 active cases)
- (2) Most cases in HCWs has been reported by Sindh 4,498.
- (3) 113 deaths have been reported amongst HCWs.

e. **COVID Mortality (50 x Deaths)**

- (1) 45 (90%) deaths have occurred in hospitals.
- (2) **19 deaths have been reported by Punjab and Karachi respectively.**
- (3) **16 deaths have been reported in District Karachi.**
- (4) National CFR was reported at 2.01 %.
- (5) 81 % deceased suffered from co-morbidities