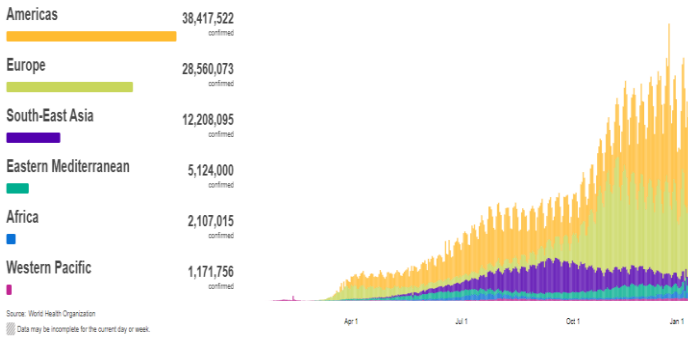
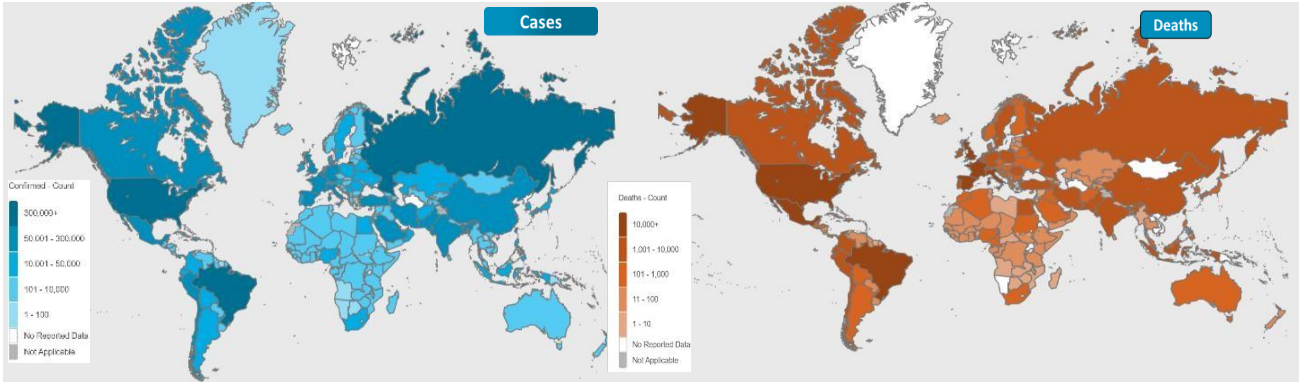




NATIONAL COMMAND AND OPERATIONS CENTRE SITUATION REPORT PART - I

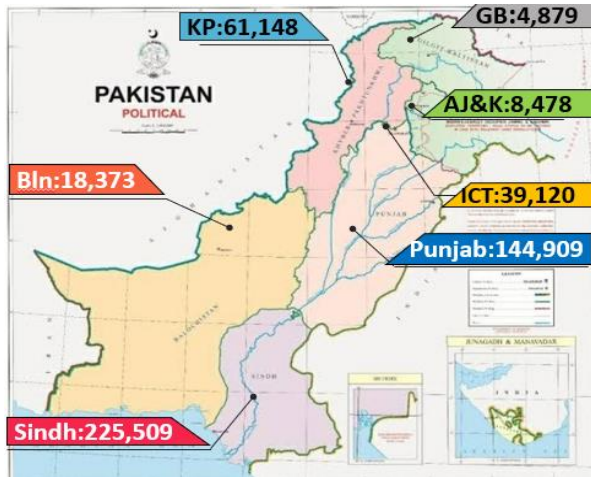
Global Update

Issued: 2:00 PM
10th Jan 2021



	Countries	Cases	Cases Last 24 Hrs	Deaths	Deaths Last 24 Hrs	Ranking	Ranking Change
Global	Overall	90,060,309	+728,048	1,933,712	+12,494	-	
	USA	22,700,141	+249,694	381,483	+3,238	1	↔
	Brazil	8,075,998	+60,078	202,657	+1,115	3	↔
	France	2,767,312	+20,177	67,599	+168	6	↔
	Russia	3,379,103	+23,309	61,381	+470	4	↔
	Spain	2,050,360		51,874		9	↔
Regional	UK	3,017,409	+59,937	80,868	+1,035	5	↔
	India	10,451,346	+18,820	151,048	+213	2	↔
	Iran	1,280,438	+5,924	56,100	+82	15	↔
	Bangladesh	521,382	+692	7,756	+22	27	↔
	Pakistan	502,416	2,899	10,644	46	28	↔
Afghanistan	53,489	+89	2,277	+13	91	↔	

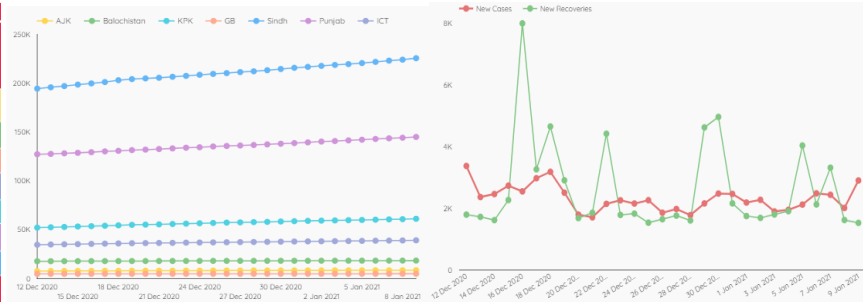
Pakistan COVID Update



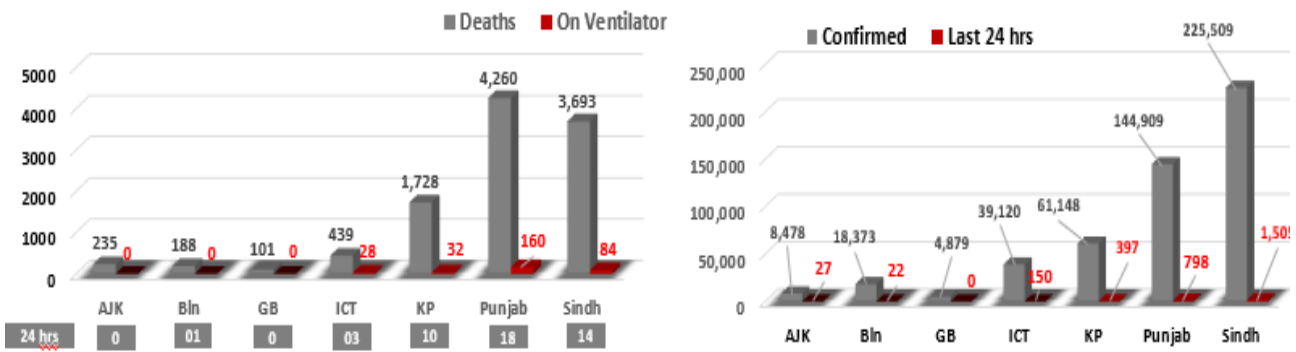
Province-Wise COVID Cases

Provinces	Lab Tests		Lab Confirmed Cases		
	Total Tests Conducted In Last 24 Hours	Total Tests Conducted till date	Previous	Last 24 hours	Cumulative
AJK	373	101,692	8,451	27	8,478
Balochistan	511	164,923	18,351	22	18,373
Gilgit Baltistan	350	60,435	4,879	00	4,879
ICT	4,998	862,151	38,970	150	39,120
KP	5,993	816,842	60,751	397	61,148
Punjab	17,613	2,598,930	144,111	798	144,909
Sindh	14,572	2,474,041	224,004	1,505	225,509
Total	44,410	7,088,014	499,517	2,899	502,416

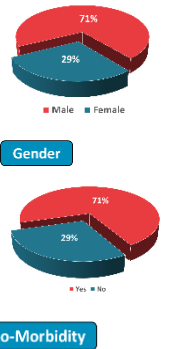
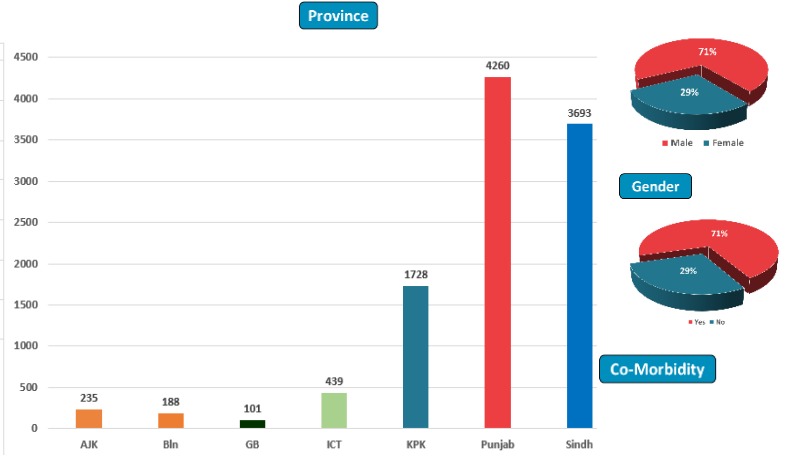
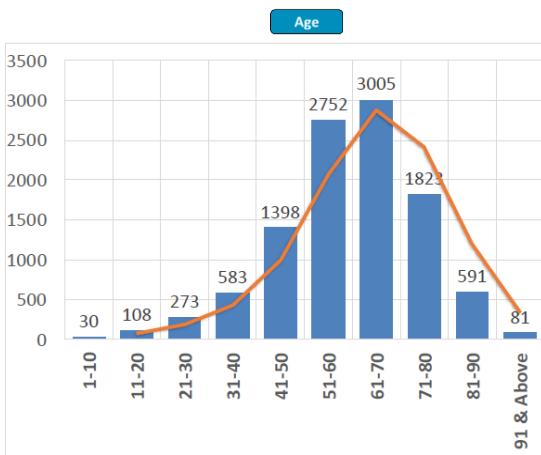
Cases Vs Recovery



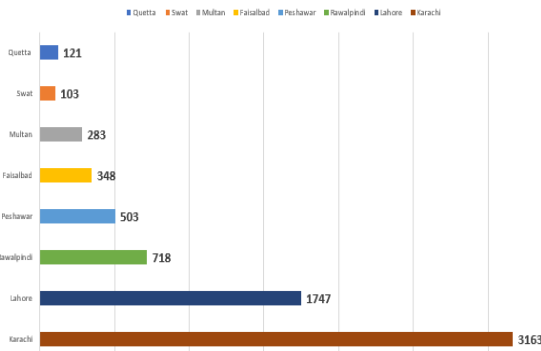
Clinical Status of COVID



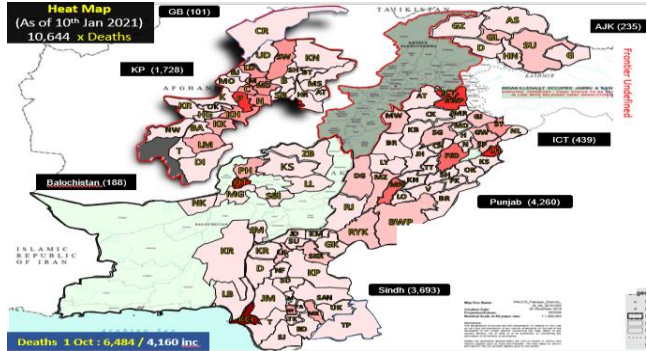
Death Analysis



Deaths

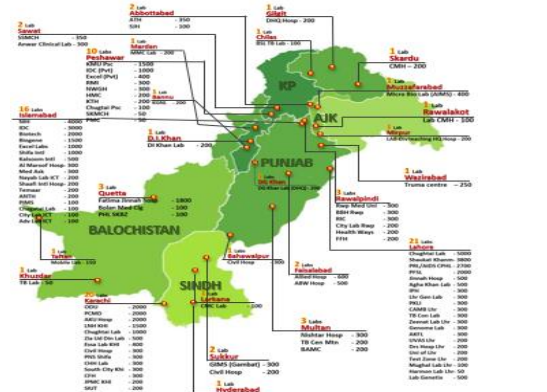
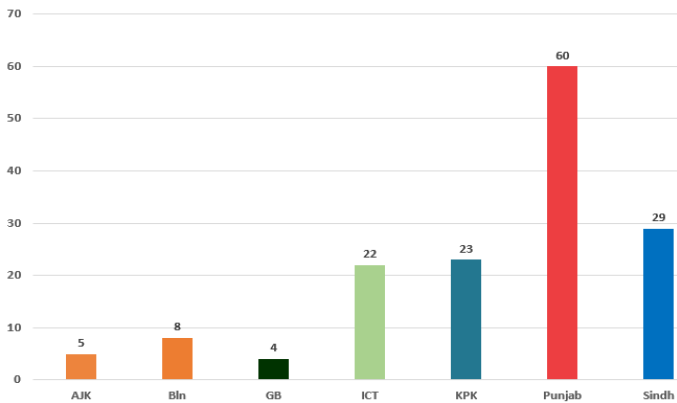


Heat Map



Testing Facility

- Total Functioning Labs in Pakistan - 151
- Total Testing Capacity - 57,071
- Testing Conducted Last 24 hrs - 44,410



1. International

a. COVID Status

- (1) 90,060,360 COVID cases & 1,933,712 deaths have been reported across the globe.
- (2) US has reported a record 290,000 COVID cases in last 24 hours.
- (3) Spain has reported 25,456 COVID cases in last 24 hours highest since October.

b. Vaccine

- (1) India has planned to start its COVID-19 vaccination drive from 16 Jan.
- (2) Iran has banned foreign companies from testing COVID-19 vaccines on its citizens.
- (3) EU has said that it has secured nearly half of Pfizer's 2021 global output of COVID shots.

2. National

a. COVID Status

- (1) National positivity ratio was recorded at 6.52 %.
- (2) Pakistan has reported 1,524 COVID recoveries during last 24 hours.

b. Vent Status

- (1) 305 patients are on ventilators.
- (2) **Vent occupancy in Bahawalpur has been reported at 45%. (41% day before yesterday)**
- (3) **44% vents allocated for COVID patients in Multan have been occupied. (45% day before yesterday)**
- (4) **40% vents allocated for COVID patients in ICT have been occupied. (42% day before yesterday)**
- (5) Vent occupancy in Lahore has been reported at 33%. (37% day before yesterday)

c. Oxygen Status

- (1) **54% beds allocated for COVID patients in Peshawar have been occupied (54% day before yesterday)**
- (2) 36% beds allocated for COVID patients in Multan have been occupied (33% day before yesterday)
- (3) 35% beds allocated for COVID patients in Karachi have been occupied. (34% day before yesterday)

- (4) 29% beds allocated for COVID patients in ICT have been occupied. (30% day before yesterday)

d. **HCW (Health Care Workers) Status**

- (1) 79 new cases have been reported in HCWs, increasing the total to 12,982 while 12,240 have recovered (629 active cases)
- (2) Most cases in HCWs has been reported by Sindh 4,565.
- (3) 113 deaths have been reported amongst HCWs.

e. **COVID Mortality (40 x Deaths)**

- (1) 33 (83%) deaths have occurred in hospitals.
- (2) **21 deaths have been reported by Punjab.**
- (3) **10 deaths have been reported in District Lahore. Most by any district.**
- (4) National CFR was reported at 1.99%.
- (5) 59 % deceased suffered from co-morbidities.