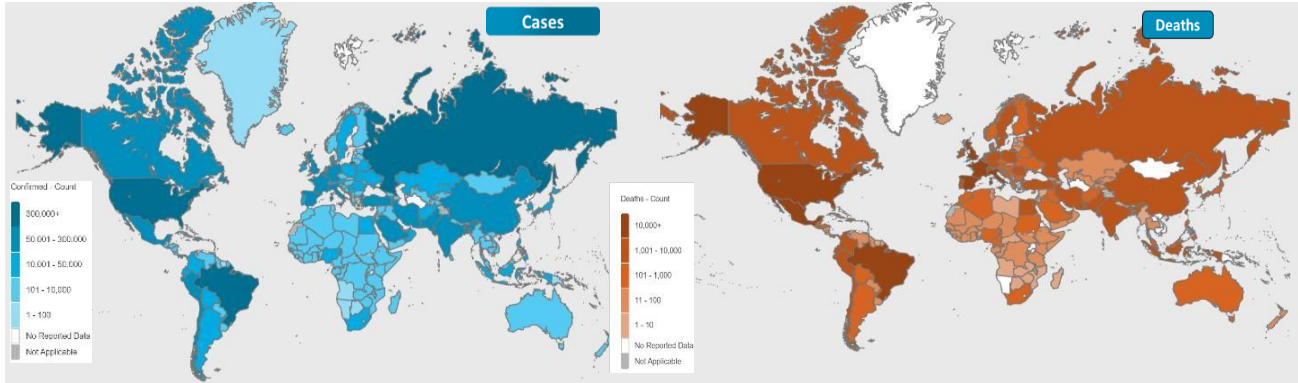




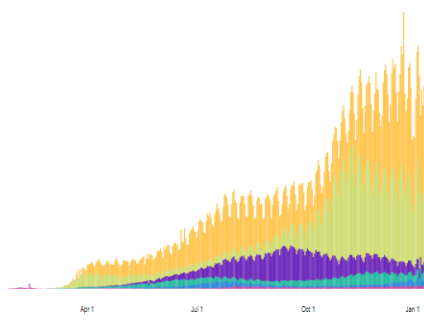
NATIONAL COMMAND AND OPERATIONS CENTRE SITUATION REPORT PART - I

Global Update

Issued: 2:00 PM
11th Jan 2021

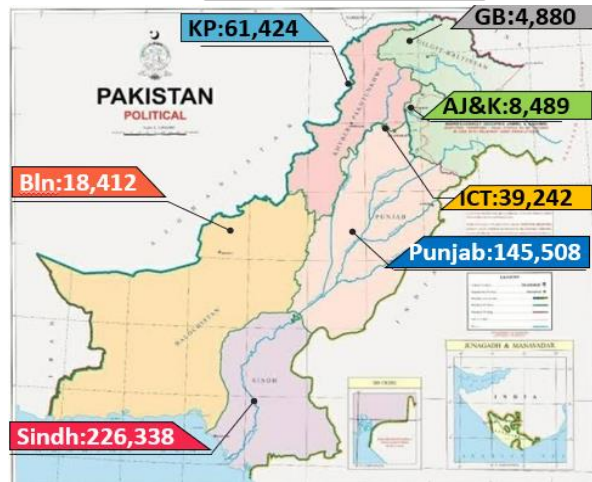


| | | |
|-----------------------|------------|-----------|
| Americas | 38,861,668 | confirmed |
| Europe | 28,794,000 | confirmed |
| South-East Asia | 12,257,684 | confirmed |
| Eastern Mediterranean | 5,149,132 | confirmed |
| Africa | 2,135,878 | confirmed |
| Western Pacific | 1,184,664 | confirmed |



| | Countries | Cases | Cases Last 24 Hrs | Deaths | Deaths Last 24 Hrs | Ranking | Ranking Change |
|-----------------|------------|------------|-------------------|-----------|--------------------|---------|----------------|
| Overall | | 90,676,829 | +612,693 | 1,942,627 | +8,895 | | |
| Global | USA | 22,917,571 | +213,686 | 383,277 | +1,794 | 1 | ↔ |
| | Brazil | 8,105,790 | +29,792 | 203,140 | +483 | 3 | ↔ |
| | France | 2,783,256 | +15,944 | 67,750 | +151 | 6 | ↔ |
| | Russia | 3,401,954 | +22,851 | 61,837 | +456 | 4 | ↔ |
| | Spain | 2,050,360 | +54,940 | 51,874 | +563 | 9 | ↔ |
| Regional | UK | 3,072,349 | +54,940 | 81,431 | +563 | 5 | ↔ |
| | India | 10,467,431 | +16,085 | 151,198 | +150 | 2 | ↔ |
| | Iran | 1,286,406 | +5,968 | 56,171 | +71 | 15 | ↔ |
| | Bangladesh | 522,453 | +1,071 | 7,781 | +25 | 27 | ↔ |
| | Pakistan | 504,293 | 1,877 | 10,676 | +32 | 28 | ↔ |
| Afghanistan | 53,522 | +33 | 2,288 | +11 | 91 | ↔ | |

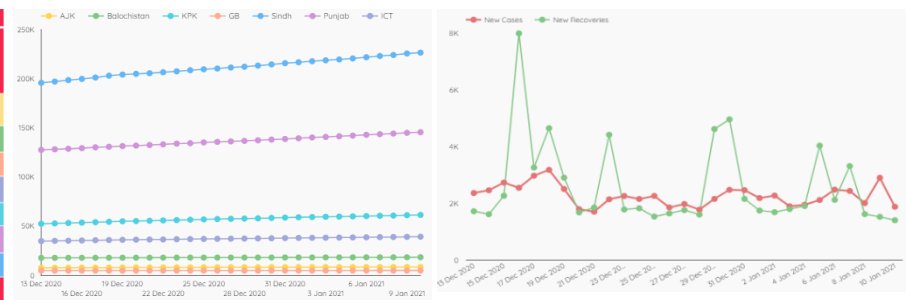
Pakistan COVID Update



Province-Wise COVID Cases

| Provinces | Lab Tests | | Lab Confirmed Cases | | |
|------------------|--|---------------------------------|---------------------|---------------|----------------|
| | Total Tests Conducted in Last 24 Hours | Total Tests Conducted till date | Previous | Last 24 hours | Cumulative |
| AJK | 327 | 102,019 | 8,478 | 11 | 8,489 |
| Balochistan | 537 | 165,460 | 18,373 | 39 | 18,412 |
| Gilgit Baltistan | 349 | 69,784 | 4,879 | 01 | 4,880 |
| ICT | 3,546 | 865,697 | 39,120 | 122 | 39,242 |
| KP | 5,798 | 822,640 | 61,148 | 276 | 61,424 |
| Punjab | 13,396 | 2,612,326 | 144,909 | 599 | 145,508 |
| Sindh | 10,571 | 2,484,612 | 225,509 | 829 | 226,338 |
| Total | 34,524 | 7,122,538 | 502,416 | 1,877 | 504,293 |

Cases Vs Recovery



1. International

a. COVID Status

- (1) 90,676,314 COVID cases & 1,942,548 deaths have been reported across the globe.
- (2) Mexico reports record COVID-19 cases with 16,105 in the last 24 hours.

b. Vaccine

- (1) UK health minister has said that it is vaccinating 200,000 people a day.
- (2) Jordan has approved China's Sinopharm COVID vaccine.
- (3) Philippines has signed a deal to secure the supply of 30 Mn doses of the COVID vaccine Covovax from Serum Institute of India (SII).

c. Testing

- (1) England will launch rapid testing using lateral flow devices for detecting symptomless carriers.

2. National

a. COVID Status

- (1) National positivity ratio was recorded at 5.43 %.
- (2) Pakistan has reported 1,402 COVID recoveries during last 24 hours.

b. Vent Status

- (1) 304 patients are on ventilators.
- (2) **51% vents allocated for COVID patients in Multan have been occupied. (44% day before yesterday)**
- (3) **Vent occupancy in Bahawalpur has been reported at 41%. (45% day before yesterday)**
- (4) Vent occupancy in Lahore has been reported at 34%. (33% day before yesterday)
- (5) 33% vents allocated for COVID patients in ICT have been occupied. (40% day before yesterday)

c. Oxygen Status

- (1) **49% beds allocated for COVID patients in Peshawar have been occupied (54% day before yesterday)**
- (2) 35% beds allocated for COVID patients in Karachi have been occupied. (35% day before yesterday)

- (3) 34% beds allocated for COVID patients in Multan have been occupied (36% day before yesterday)
- (4) 31% beds allocated for COVID patients in ICT have been occupied. (29% day before yesterday)

d. **HCW (Health Care Workers) Status**

- (1) 39 new cases have been reported in HCWs, increasing the total to 13,021 while 12,271 have recovered (637 active cases)
- (2) Most cases in HCWs has been reported by Sindh 4,600.
- (3) 113 deaths have been reported amongst HCWs.

e. **COVID Mortality (46 x Deaths)**

- (1) 41 (89%) deaths have occurred in hospitals.
- (2) **18 deaths have been reported by Punjab.**
- (3) **11 deaths have been reported in District Lahore and Karachi each.**
- (4) National CFR was reported at 1.58%.
- (5) 78% deceased suffered from co-morbidities.