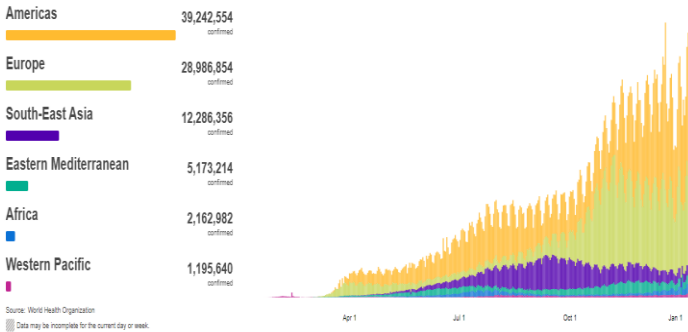
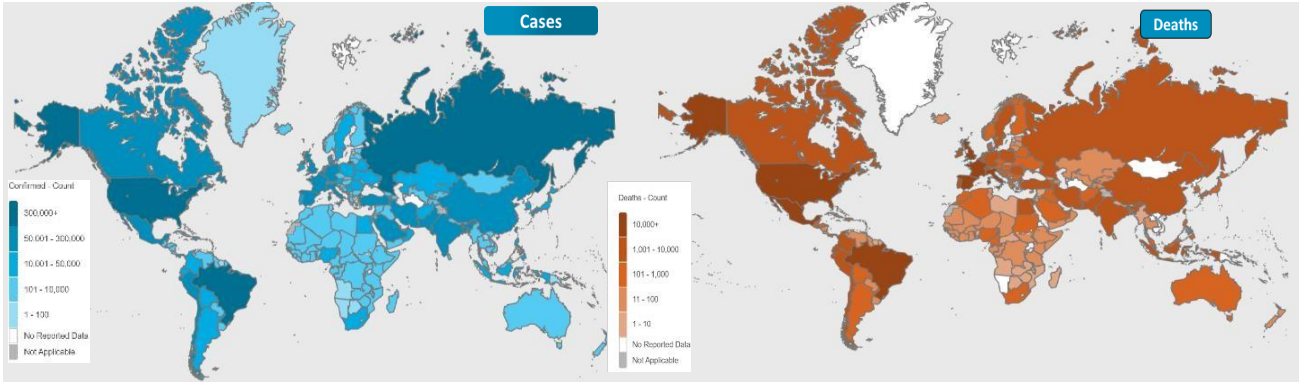




# NATIONAL COMMAND AND OPERATIONS CENTRE SITUATION REPORT PART - I

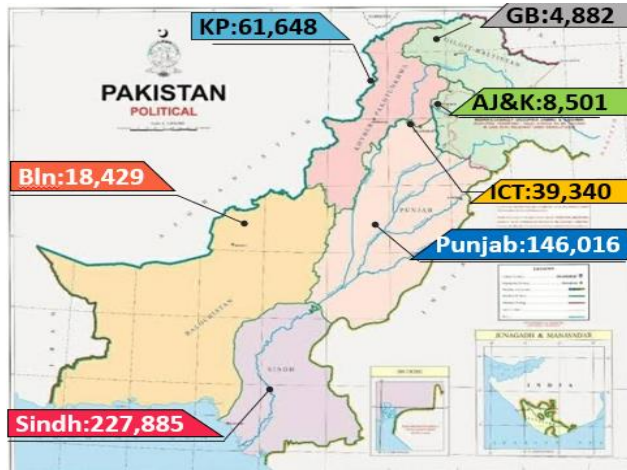
## Global Update

Issued: 2:00 PM  
12<sup>th</sup> Jan 2021



	Countries	Cases	Cases Last 24 Hrs	Deaths	Deaths Last 24 Hrs	Ranking	Ranking Change
<b>Overall</b>		91,322,123	+582,973	1,952,534	+9,320		
<b>Global</b>	USA	23,143,197	+214,683	385,249	+1,964	1	↔
	Brazil	8,133,833	+28,043	203,617	+477	3	↔
	France	2,786,838	+3,582	68,060	+310	6	↔
	Russia	3,425,269	+23,315	62,273	+436	4	↔
	Spain	2,111,782	+24,631	52,275	+133	9	↔
<b>Regional</b>	UK	3,118,518	+46,169	81,960	+529	5	↔
	India	10,479,913	+12,482	151,364	+166	2	↔
	Iran	1,292,614	+6,208	56,262	+91	15	↔
	Bangladesh	523,302	+849	7,803	+22	27	↔
	Pakistan	506,701	2,408	10,717	+41	29	↔
Afghanistan	53,584	+62	2,301	+13	91	↔	

## Pakistan COVID Update



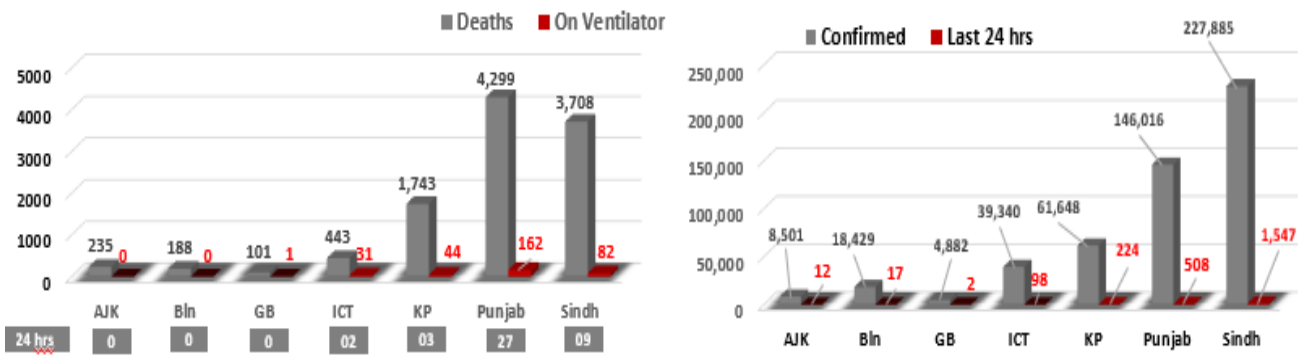
## Province-Wise COVID Cases

Provinces	Lab Tests		Lab Confirmed Cases		
	Total Tests Conducted In Last 24 Hours	Total Tests Conducted till date	Previous	Last 24 hours	Cumulative
AJK	233	102,252	8,489	12	8,501
Balochistan	574	166,034	18,412	17	18,429
Gilgit Baltistan	367	70,151	4,880	02	4,882
ICT	5,277	870,974	39,242	98	39,340
KP	5,001	827,641	61,424	224	61,648
Punjab	14,499	2,626,825	145,508	508	146,016
Sindh	14,137	2,498,749	226,338	1,547	227,885
<b>Total</b>	<b>40,088</b>	<b>7,162,626</b>	<b>504,293</b>	<b>2,408</b>	<b>506,701</b>

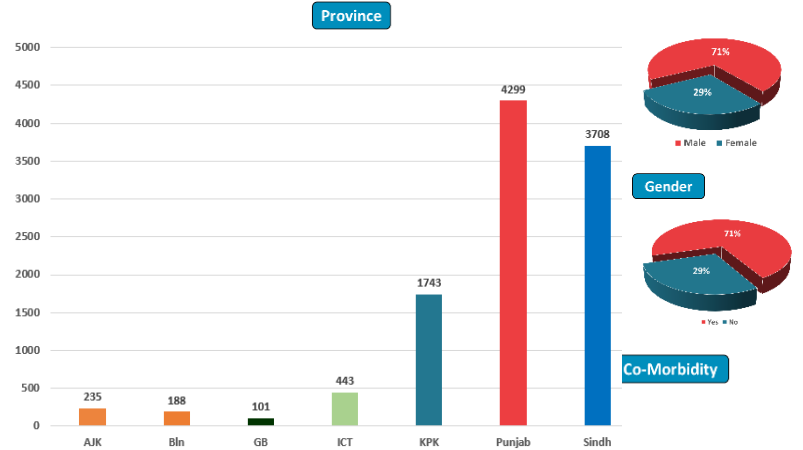
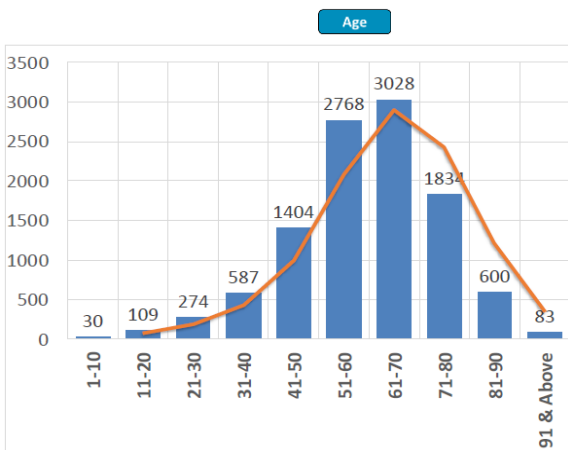
## Cases Vs Recovery



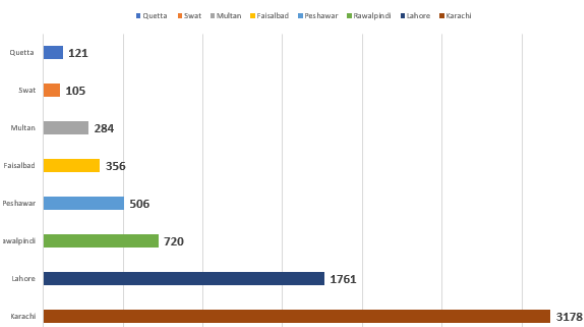
### Clinical Status of COVID



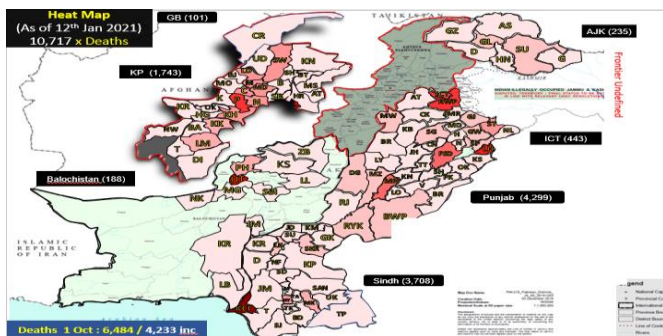
### Death Analysis



### Deaths

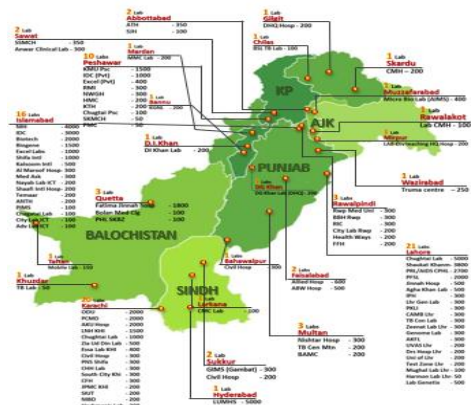
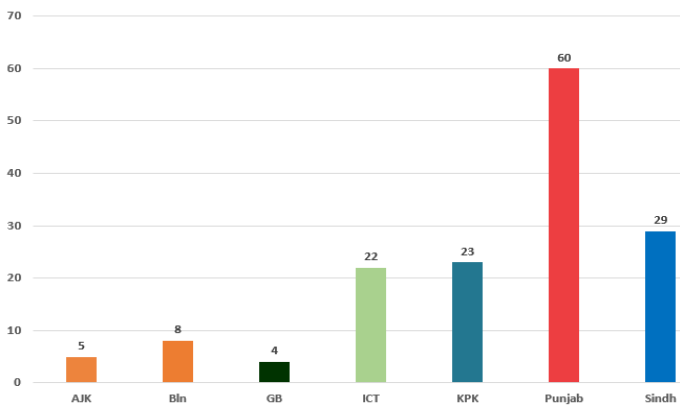


### Heat Map



### Testing Facility

- Total Functioning Labs in Pakistan - 151
- Total Testing Capacity - 57,531
- Testing Conducted Last 24 hrs - 40,008



## 1. International

### a. COVID Status

- (1) 91,304,773 COVID cases & 1,952,153 deaths have been reported across the globe.
- (2) Global coronavirus cases surpass 90 million.

### b. Lockdown & Restrictions

- (1) Malaysia imposes two-week lockdown to curb spread of COVID.
- (2) China has imposed strict measures on half Mn people in Beijing.

### c. Vaccine

- (1) Indonesia has approved China's Sinovac vaccine.
- (2) WHO has said that herd immunity would not be achieved this year despite vaccines.
- (3) WHO has said that it hopes to launch COVID-19 vaccines in poor and lower middle-income countries by February through its Covax programme.
- (4) Palestinian authorities have approved Russian COVID vaccine Sputnik V.
- (5) Bangladesh health ministry has said that it will begin inoculating people against COVID in the first week of February.
- (6) German company BioNTech expects to produce 2bn doses in 2021.

### d. Misc

- (1) China has said that WHO team for investigating the origins of the COVID pandemic will arrive in China on 14 Jan.

## 2. National

### a. COVID Status

- (1) National positivity ratio was recorded at 6.00 %.
- (2) Pakistan has reported 3,606 COVID recoveries during last 24 hours.

### b. Vent Status

- (1) 294 patients are on ventilators.
- (2) **45% vents allocated for COVID patients in Multan have been occupied. (51% day before yesterday)**
- (3) **Vent occupancy in Bahawalpur has been reported at 45%. (41% day before yesterday)**
- (4) 34% vents allocated for COVID patients in ICT have been occupied. (33% day before yesterday)
- (5) Vent occupancy in Lahore has been reported at 32%. (34% day before yesterday)

c. **Oxygen Status**

- (1) **53% beds allocated for COVID patients in Peshawar have been occupied** (49% day before yesterday)
- (2) 36% beds allocated for COVID patients in Multan have been occupied (34% day before yesterday)
- (3) 35% beds allocated for COVID patients in Karachi have been occupied. (35% day before yesterday)
- (4) 29% beds allocated for COVID patients in ICT have been occupied. (31% day before yesterday)

d. **HCW (Health Care Workers) Status**

- (1) 32 new cases have been reported in HCWs, increasing the total to 13,053 while 12,300 have recovered (640 active cases)
- (2) Most cases in HCWs has been reported by Sindh 4,631.
- (3) 113 deaths have been reported amongst HCWs.

e. **COVID Mortality (32 x Deaths)**

- (1) 29 (91%) deaths have occurred in hospitals.
- (2) **12 deaths have been reported by Punjab.**
- (3) **6 deaths have been reported in District Karachi. Most by any district.**
- (4) National CFR was reported at 1.70%.
- (5) 79% deceased suffered from co-morbidities.