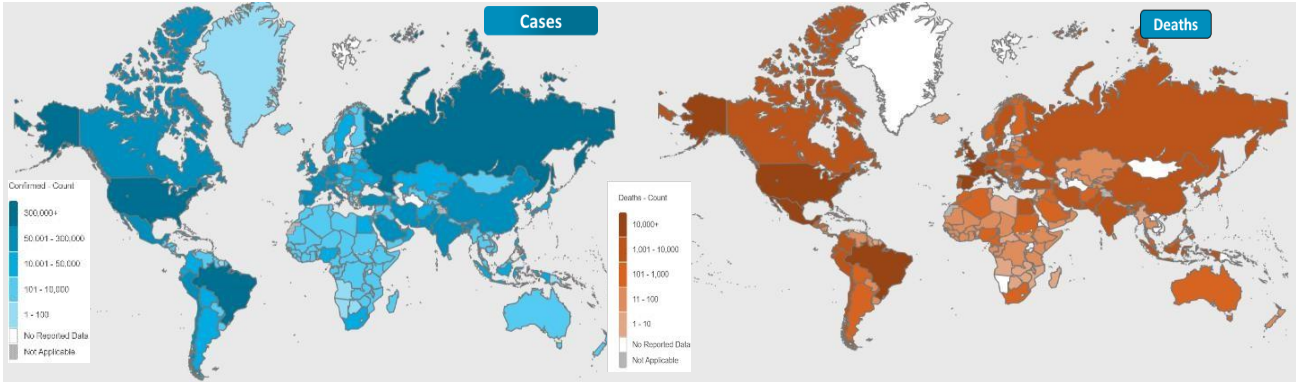




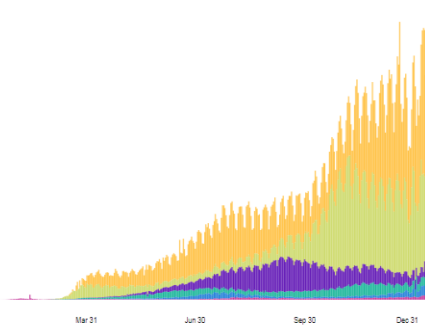
# NATIONAL COMMAND AND OPERATIONS CENTRE SITUATION REPORT PART – I

## Global Update

Issued: 2:00 PM  
13th Jan 2021

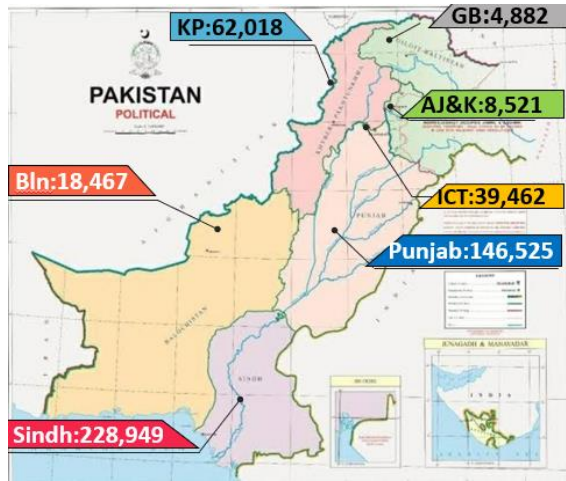


Americas	39,552,693 confirmed
Europe	29,251,917 confirmed
South-East Asia	12,310,469 confirmed
Eastern Mediterranean	5,196,626 confirmed
Africa	2,188,475 confirmed
Western Pacific	1,206,190 confirmed



	Countries	Cases	Cases Last 24 Hrs	Deaths	Deaths Last 24 Hrs	Ranking	Ranking Change
Global	Overall	91,995,859	+670,392	1,968,914	+15,791		
	USA	23,369,732	+223,628	389,621	+4,281	1	↔
	Brazil	8,195,637	+61,804	204,726	+1,109	3	↔
	France	2,806,590	+19,752	68,802	+452	6	↔
	Russia	3,448,203	+22,934	62,804	+531	4	↔
	Spain	2,137,220	+25,438	52,683	+408	9	↔
Regional	UK	3,164,051	+45,533	83,203	+1,243	5	↔
	India	10,495,816	+15,903	151,564	+200	2	↔
	Iran	1,299,022	+6,408	56,360	+98	15	↔
	Bangladesh	524,020	+718	7,819	+16	27	↔
	Pakistan	508,824	+2,123	10,772	+55	30	↔
Afghanistan	53,690	+106	2,308	+7	91	↔	

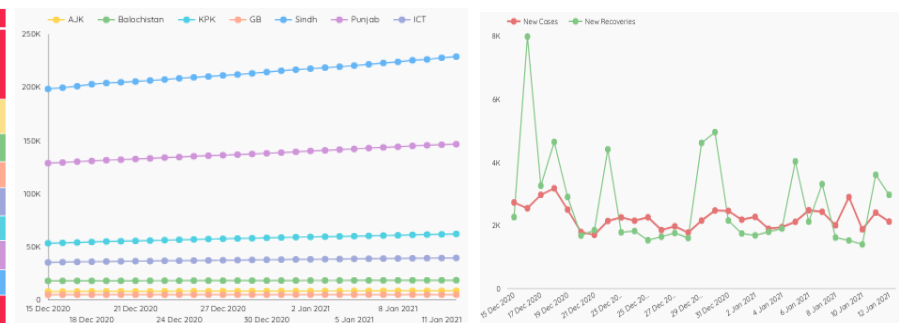
## Pakistan COVID Update



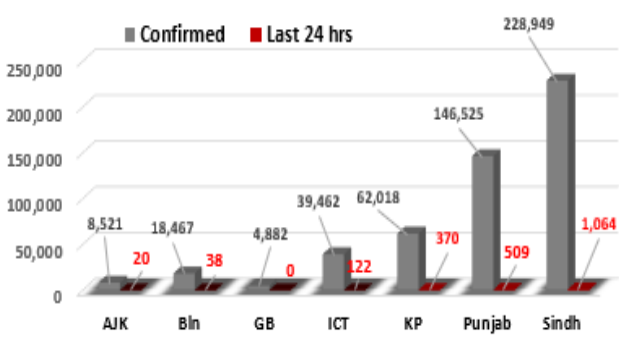
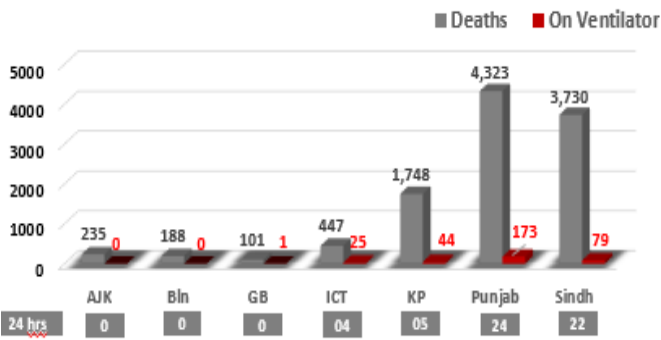
## Province-Wise COVID Cases

Provinces	Lab Tests		Lab Confirmed Cases		
	Total Tests Conducted In Last 24 Hours	Total Tests Conducted till date	Previous	Last 24 hours	Cumulative
AJK	368	102,620	8,501	20	8,521
Balochistan	514	166,548	18,429	38	18,467
Gilgit Baltistan	370	70,521	4,882	00	4,882
ICT	5,710	876,684	39,340	122	39,462
KP	5,917	833,558	61,648	370	62,018
Punjab	14,005	2,640,830	146,016	509	146,525
Sindh	12,566	2,511,315	227,885	1,064	228,949
<b>Total</b>	<b>39,450</b>	<b>7,202,076</b>	<b>506,701</b>	<b>2,123</b>	<b>508,824</b>

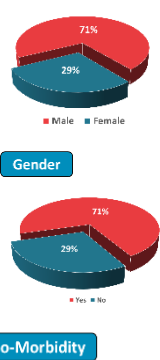
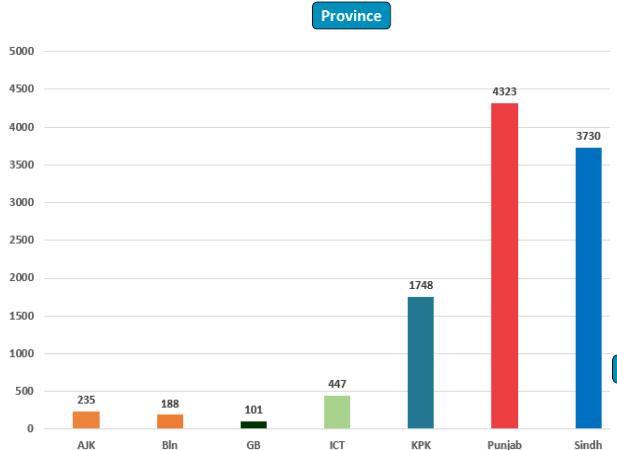
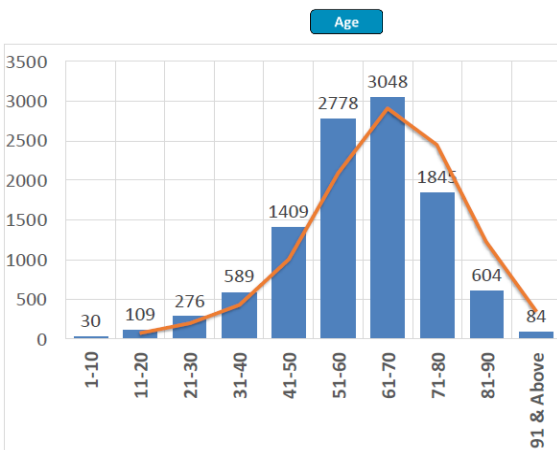
## Cases Vs Recovery



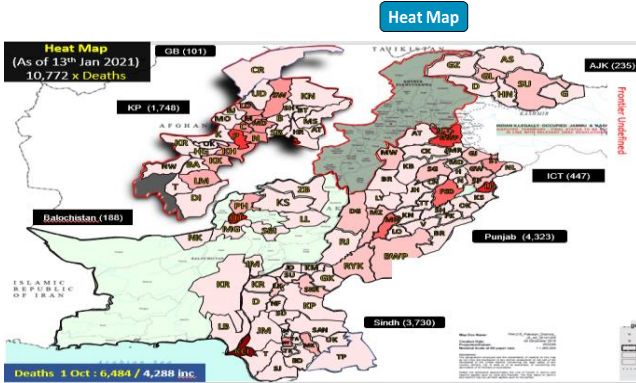
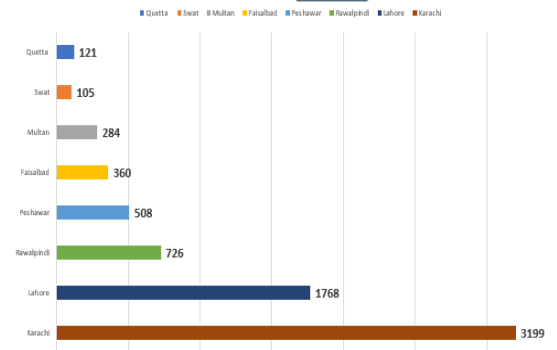
### Clinical Status of COVID



### Death Analysis

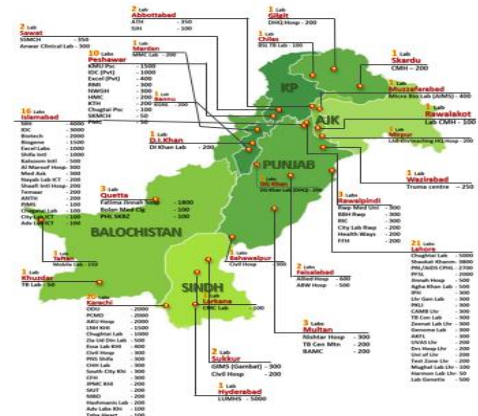
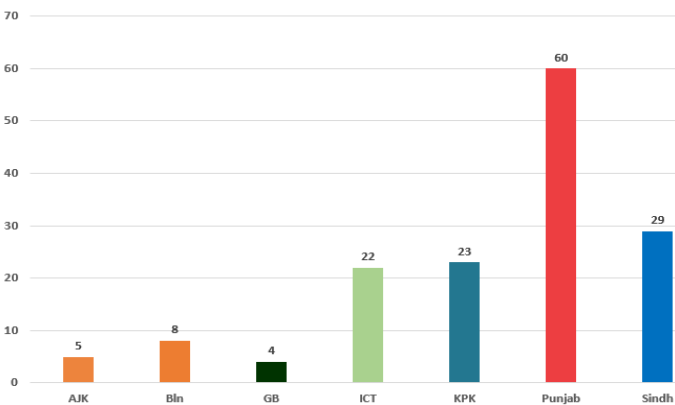


### Deaths



### Testing Facility

- Total Functioning Labs in Pakistan - 151
- Total Testing Capacity - 57,531
- Testing Conducted Last 24 hrs - 39,450



## 1. International

### a. COVID Status

- (1) 91,988,804 COVID cases & 1,968,657 deaths have been reported across the globe.
- (2) Malaysia has reported 3,309 new COVID cases, highest daily rise since the start of the pandemic.

### b. Lockdown & Restrictions

- (1) Chinese authorities have introduced new COVID-19 restrictions in areas surrounding Beijing, putting 4.9 Mn residents under lockdown.

### c. Vaccine

- (1) Moderna's has said that immunity produced from its vaccine will last for at least 1 year.
- (2) Swiss drugs regulator approves Moderna's COVID-19 vaccine.
- (3) India has started delivering COVID-19 shots across the country to prepare for 'world's biggest vaccination drive'.
- (4) India's Bharat Biotech has signed an agreement with a medicine distributor to supply its vaccine to Brazil.
- (5) US CDC has said that says nearly 9 million Americans have been vaccinated.

## 2. National

### a. COVID Status

- (1) National positivity ratio was recorded at 5.38 %.
- (2) Pakistan has reported 2,973 COVID recoveries during last 24 hours.

### b. Vent Status

- (1) 320 patients are on ventilators.
- (2) **58% vents allocated for COVID patients in Multan have been occupied. (45% day before yesterday)**
- (3) **Vent occupancy in Bahawalpur has been reported at 50%. (45% day before yesterday)**
- (4) 36% vents allocated for COVID patients in ICT have been occupied. (34% day before yesterday)
- (5) 32% vents allocated for COVID patients in Peshawar have been occupied.
- (6) Vent occupancy in Lahore has been reported at 31%. (32% day before yesterday)

c. **Oxygen Status**

- (1) **51% beds allocated for COVID patients in Peshawar have been occupied** (43% day before yesterday)
- (2) 37% beds allocated for COVID patients in Karachi have been occupied. (35% day before yesterday)
- (3) 32% beds allocated for COVID patients in Multan have been occupied (36% day before yesterday)
- (4) 30% beds allocated for COVID patients in Rawalpindi have been occupied.
- (5) 29% beds allocated for COVID patients in ICT have been occupied. (31% day before yesterday)

d. **HCW (Health Care Workers) Status**

- (1) 38 new cases have been reported in HCWs, increasing the total to 13,091 while 12,371 have recovered (607 active cases)
- (2) Most cases in HCWs has been reported by Sindh 4,666
- (3) 113 deaths have been reported amongst HCWs.

e. **COVID Mortality (41 x Deaths)**

- (1) 36 (88%) deaths have occurred in hospitals.
- (2) **27 deaths have been reported by Punjab.**
- (3) **12 deaths have been reported in District Lahore. Most by any district.**
- (4) National CFR was reported at 1.70%.
- (5) 86% deceased suffered from co-morbidities.