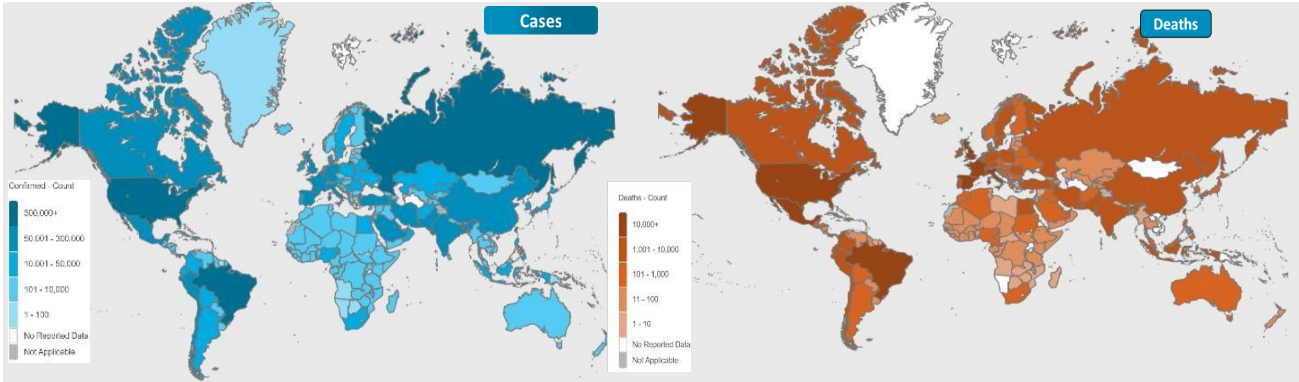




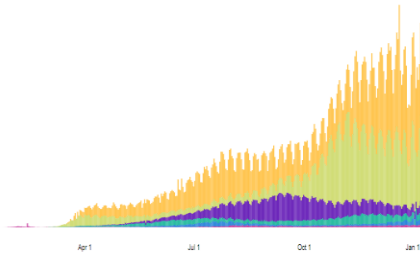
NATIONAL COMMAND AND OPERATIONS CENTRE SITUATION REPORT PART – I

Global Update

Issued: 2:00 PM
14th Jan 2021

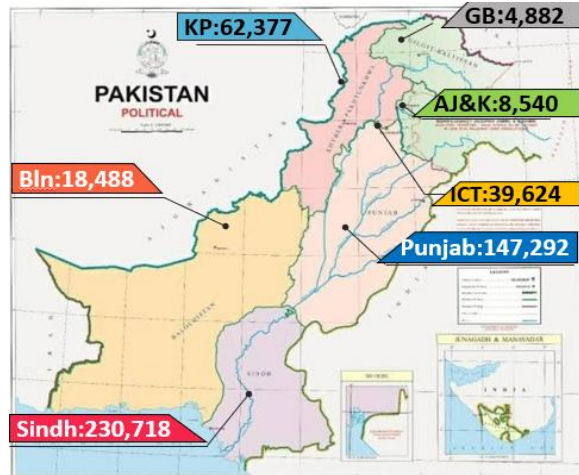


Americas	40,187,505 confirmed
Europe	29,510,450 confirmed
South-East Asia	12,370,101 confirmed
Eastern Mediterranean	5,252,810 confirmed
Africa	2,210,137 confirmed
Western Pacific	1,227,622 confirmed



	Countries	Cases	Cases Last 24 Hrs	Deaths	Deaths Last 24 Hrs	Ranking	Ranking Change
Overall		92,759,020	+752,994	1,985,931	+16,418		
Global	USA	23,616,345	+236,462	393,328	+4,098	1	↔
	Brazil	8,257,459	+61,822	206,009	+1,283	3	↔
	France	2,830,442	+23,852	69,031	+229	6	↔
	Russia	3,471,053	+22,850	63,370	+566	4	↔
	Spain	2,830,442	+23,852	69,031	+229	9	↔
Regional	UK	3,211,576	+47,525	84,767	+1,564	5	↔
	India	10,512,831	+17,015	151,765	+201	2	↔
	Iran	1,305,339	+6,317	56,457	+97	15	↔
	Bangladesh	524,910	+890	7,833	+14	27	↔
	Pakistan	511,921	+3,097	10,818	+46	30	↔
Afghanistan	53,774	+84	2,317	+9	91	↓	

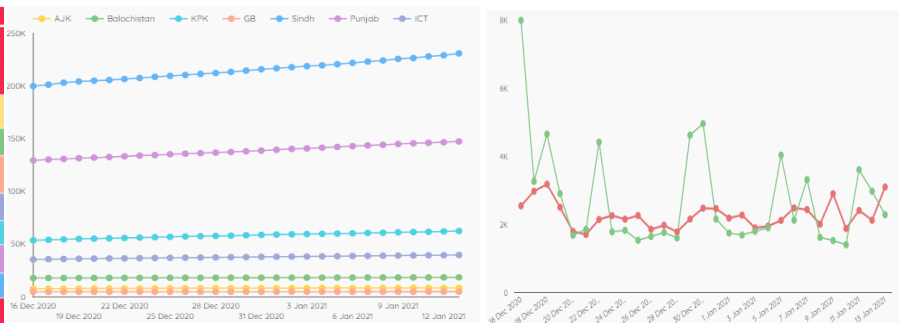
Pakistan COVID Update



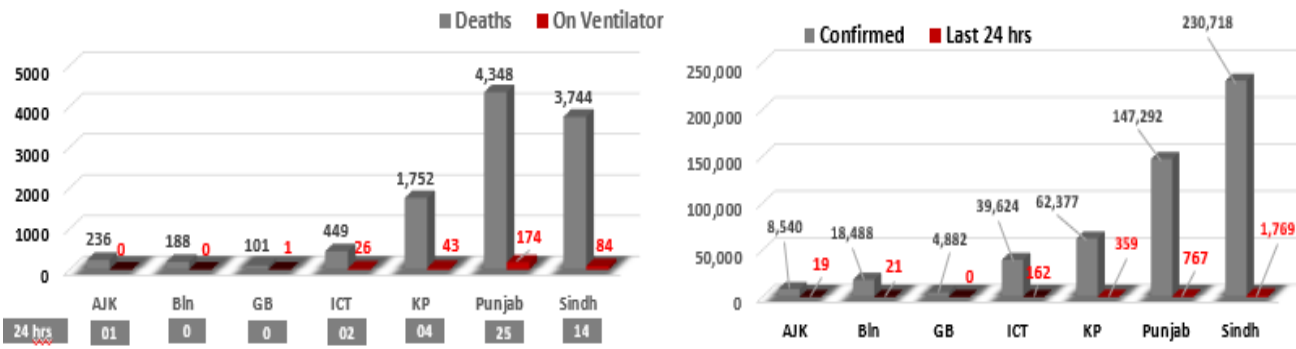
Province-Wise COVID Cases

Provinces	Lab Tests		Lab Confirmed Cases		
	Total Tests Conducted In Last 24 Hours	Total Tests Conducted till date	Previous	Last 24 hours	Cumulative
AJK	238	102,858	8,521	19	8,540
Balochistan	555	167,103	18,467	21	18,488
Gilgit Baltistan	380	70,901	4,882	00	4,882
ICT	5,264	881,948	39,462	162	39,624
KP	6,207	839,765	62,018	359	62,377
Punjab	14,411	2,655,241	146,525	767	147,292
Sindh	14,519	2,525,834	228,949	1,769	230,718
Total	41,574	7,243,650	508,824	3,097	511,921

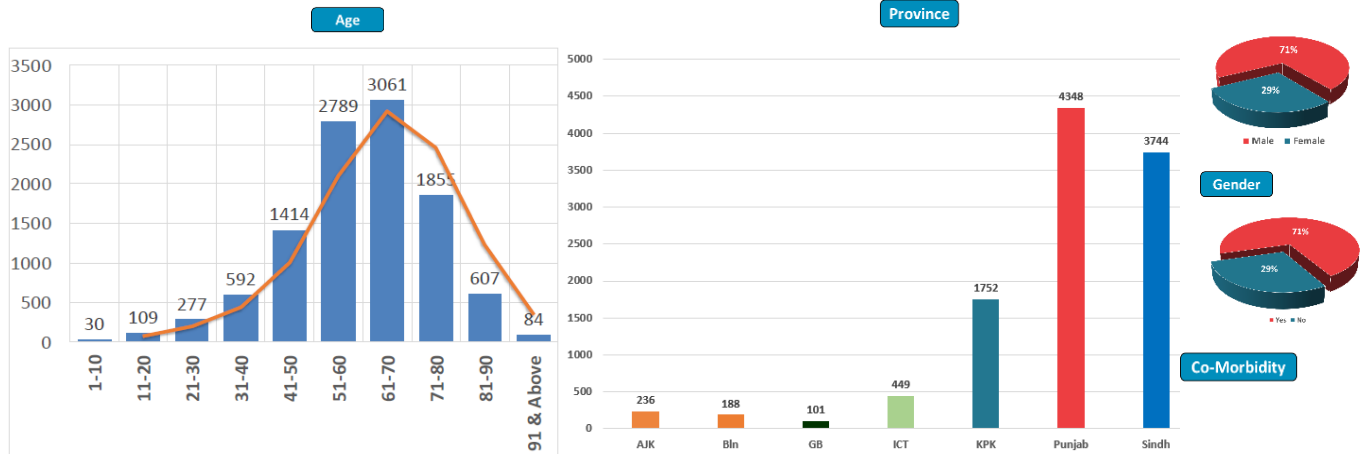
Cases Vs Recovery



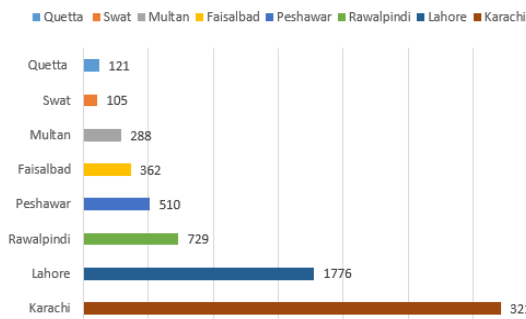
Clinical Status of COVID



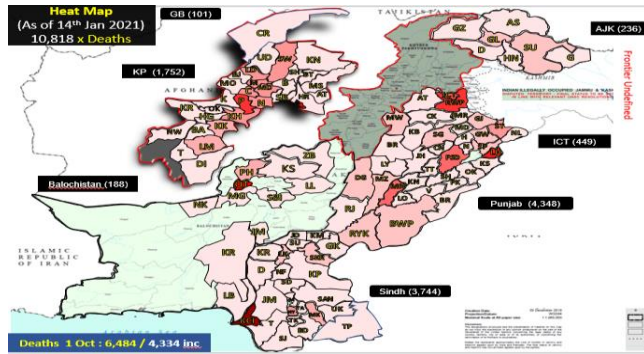
Death Analysis



Deaths

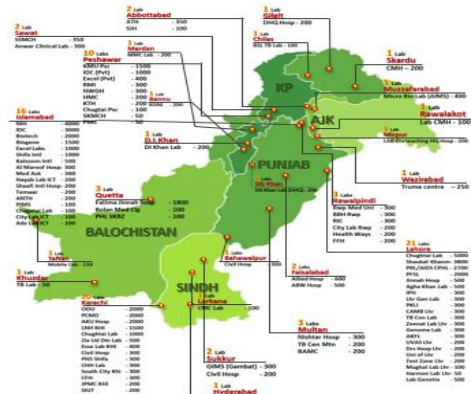
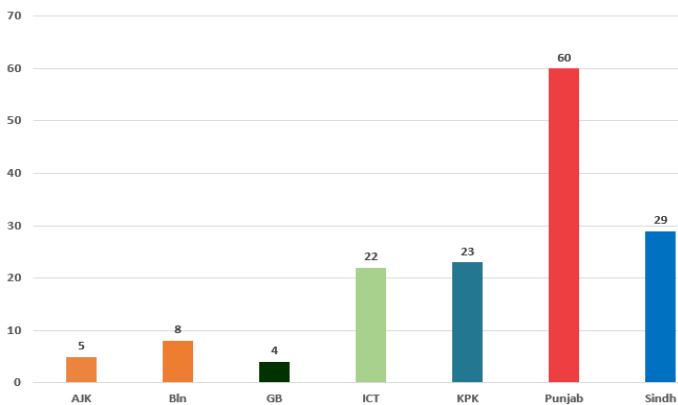


Heat Map



Testing Facility

- Total Functioning Labs in Pakistan - 151
- Total Testing Capacity - 57,531
- Testing Conducted Last 24 hrs - 41,574



a. **COVID Status**

- (1) 92,751,820 COVID cases & 1,985,485 deaths have been reported across the globe.
- (2) US records daily COVID death toll record of 4,327 deaths.
- (3) Spain has reported a record 38,869 new COVID cases over the past 24 hours.
- (4) UK passes 100,000 death mark involving COVID.
- (5) China has recorded its highest one-day case total of 115 cases in more than five months.

b. **Lockdown & Restrictions**

- (1) Portugal PM has announced to impose new COVID lockdown.
- (2) Switzerland announced new restrictions to head off threat of third wave.

c. **Vaccine**

- (1) Indonesia has launched one of the world's biggest COVID-19 vaccination campaigns.
- (2) Jordan has approved China's Sinopharm vaccine.
- (3) Senegal is in talks to acquire 200,000 doses of the Chinese-made Sinopharm vaccine.
- (4) US firm Johnson & Johnson is likely to apply for EU approval for its COVID-19 vaccine in February.
- (5) China's Sinovac Biotech data shows 50.4% efficacy in a Brazilian trial.

d. **COVID Variant**

- (1) WHO has said that COVID mutation found in Britain has spread to 50 countries across the world.

2. **National**

a. **COVID Status**

- (1) National positivity ratio was recorded at 7.44 %.
- (2) Pakistan has reported 2,284 COVID recoveries during last 24 hours.

b. **Vent Status**

- (1) 322 patients are on ventilators.
- (2) **56% vents allocated for COVID patients in Multan have been occupied. (58% day before yesterday)**
- (3) **Vent occupancy in Bahawalpur has been reported at 55%. (50% day before yesterday)**

- (4) Vent occupancy in Lahore has been reported at 35%. (31% day before yesterday)
- (5) 32% vents allocated for COVID patients in Peshawar have been occupied. (31% day before yesterday)
- (6) 29% vents allocated for COVID patients in ICT have been occupied. (36% day before yesterday)

c. **Oxygen Status**

- (1) **51% beds allocated for COVID patients in Peshawar have been occupied** (51% day before yesterday)
- (2) 38% beds allocated for COVID patients in Karachi have been occupied. (37% day before yesterday)
- (3) 33% beds allocated for COVID patients in Multan have been occupied (32% day before yesterday)
- (4) 29% beds allocated for COVID patients in Rawalpindi have been occupied. (30% day before yesterday)
- (5) 28% beds allocated for COVID patients in ICT have been occupied. (29% day before yesterday)

d. **HCW (Health Care Workers) Status**

- (1) 81 new cases have been reported in HCWs, increasing the total to 13,172 while 12,459 have recovered (600 active cases)
- (2) Most cases in HCWs has been reported by Sindh 4,694
- (3) 113 deaths have been reported amongst HCWs.

e. **COVID Mortality (55 x Deaths)**

- (1) 50 (91%) deaths have occurred in hospitals.
- (2) **24 deaths have been reported by Punjab.**
- (3) **21 deaths have been reported in District Karachi.**
- (4) National CFR was reported at 2.59 %.
- (5) 78% deceased suffered from co-morbidities.