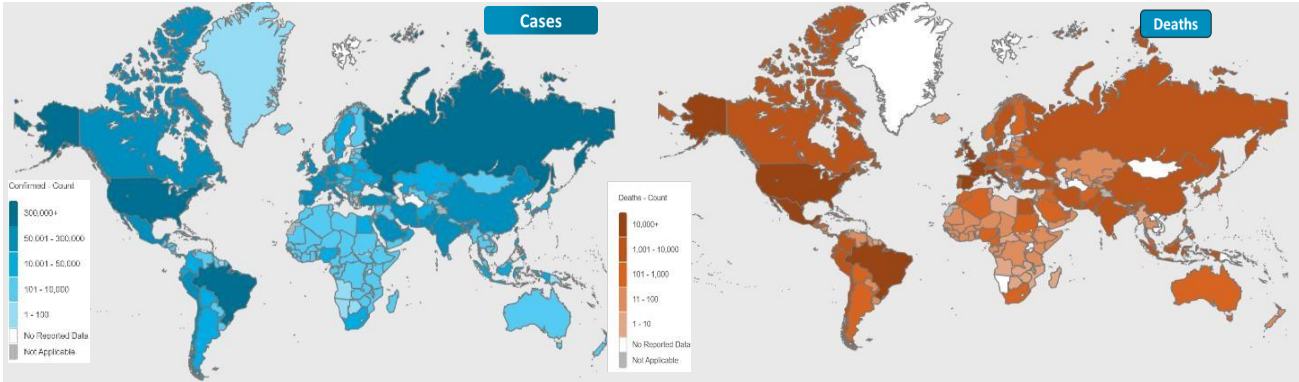




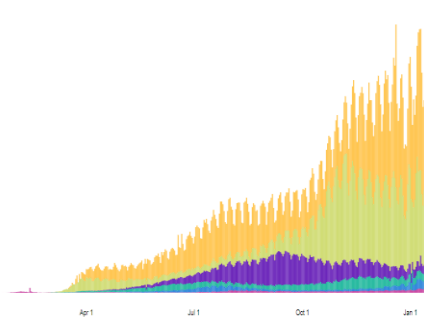
# NATIONAL COMMAND AND OPERATIONS CENTRE SITUATION REPORT PART - I

## Global Update

Issued: 2:00 PM  
15<sup>th</sup> Jan 2021

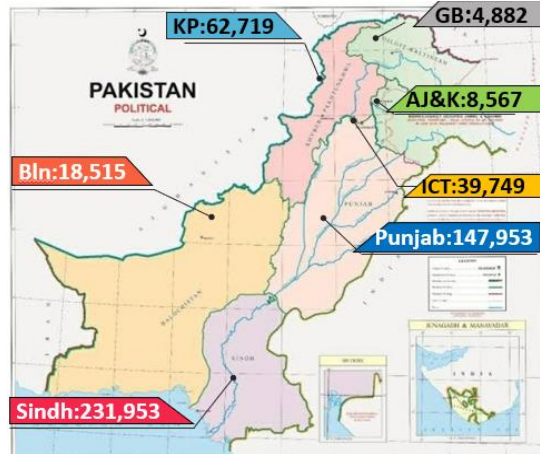


Americas	40,548,449 confirmed
Europe	29,784,909 confirmed
South-East Asia	12,399,976 confirmed
Eastern Mediterranean	5,280,571 confirmed
Africa	2,237,380 confirmed
Western Pacific	1,240,368 confirmed



	Countries	Cases	Cases Last 24 Hrs	Deaths	Deaths Last 24 Hrs	Ranking	Ranking Change
Global	Overall	93,520,326	+759,688	2,001,591	+15,512		
	USA	23,852,376	+234,413	398,067	+4,142	1	↔
	Brazil	8,326,115	+68,656	207,160	+1,151	3	↔
	France	2,851,670	+21,228	69,313	+282	6	↔
	Russia	3,495,816	+24,763	63,940	+570	4	↔
	Spain	2,211,967	+35,878	53,079	+201	9	↔
Regional	UK	3,260,258	+48,682	86,015	+1,248	5	↔
	India	10,528,508	+15,677	151,954	+189	2	↔
	Iran	1,311,810	+6,471	56,538	+81	15	↔
	Bangladesh	525,723	+813	7,849	+16	27	↔
	Pakistan	514,338	2,417	10,863	+45	31	↓
	Afghanistan	53,831	+57	2,324	+7	92	↓

## Pakistan COVID Update



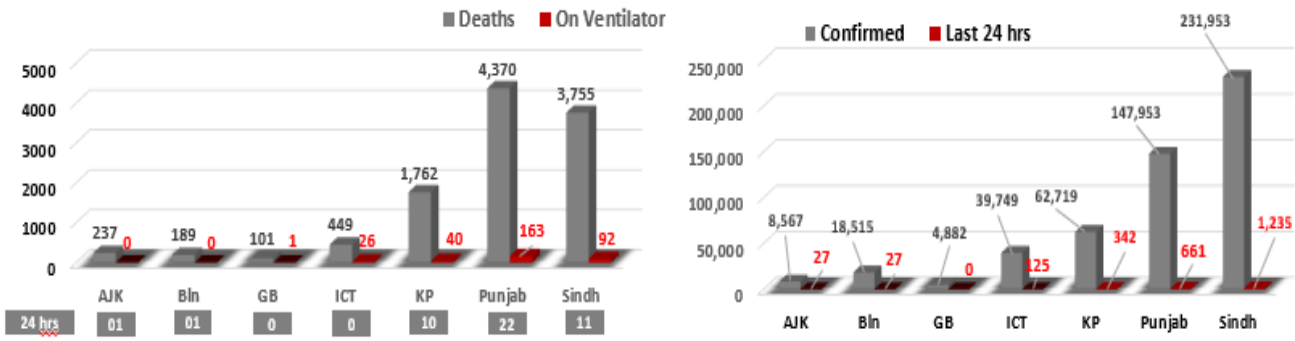
## Province-Wise COVID Cases

Provinces	Lab Tests		Lab Confirmed Cases		
	Total Tests Conducted in Last 24 Hours	Total Tests Conducted till date	Previous	Last 24 hours	Cumulative
AJK	367	103,225	8,540	27	8,567
Balochistan	568	167,671	18,488	27	18,515
Gilgit Baltistan	390	71,291	4,882	00	4,882
ICT	5,153	887,101	39,624	125	39,749
KP	6,163	845,928	62,377	342	62,719
Punjab	14,710	2,669,951	147,292	661	147,953
Sindh	13,008	2,538,842	230,718	1,235	231,953
<b>Total</b>	<b>40,359</b>	<b>7,284,009</b>	<b>511,921</b>	<b>2,417</b>	<b>514,338</b>

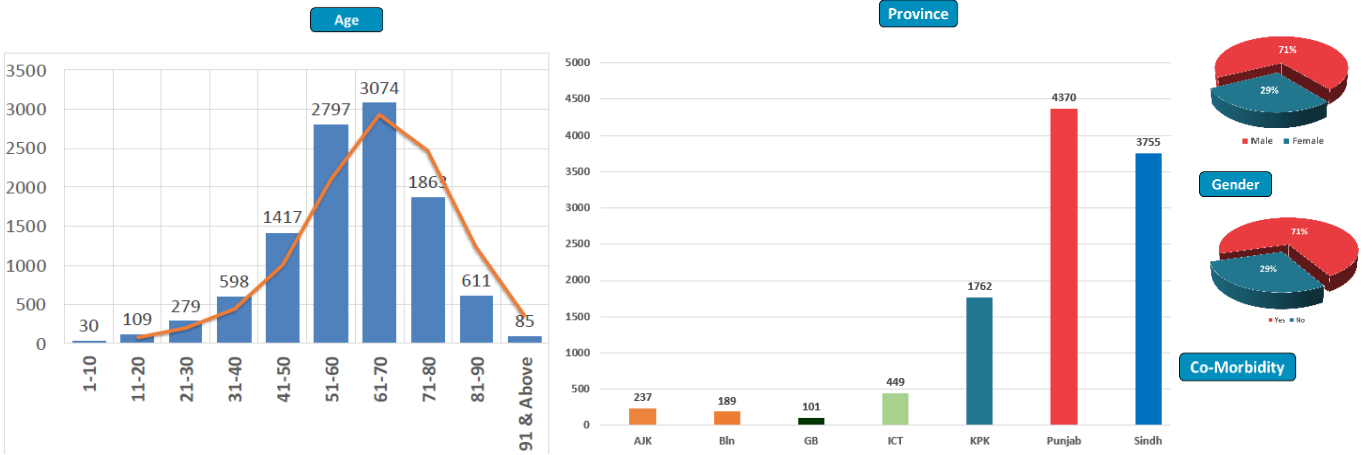
## Cases Vs Recovery



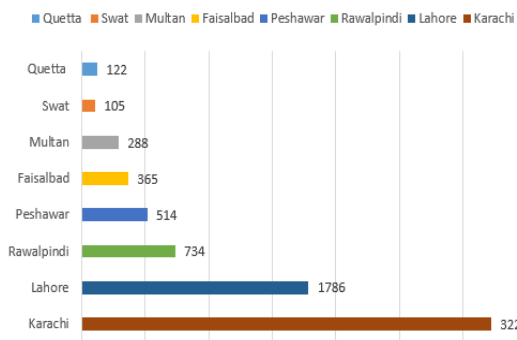
### Clinical Status of COVID



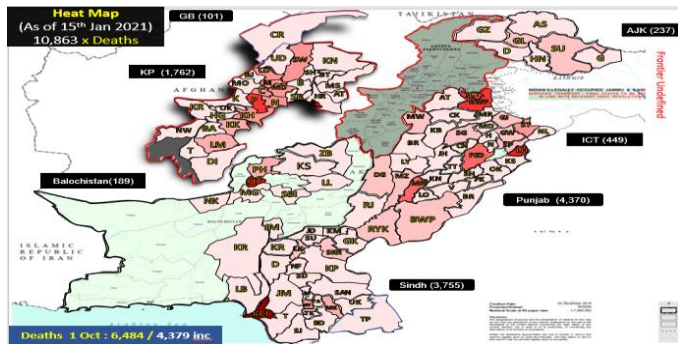
### Death Analysis



### Deaths

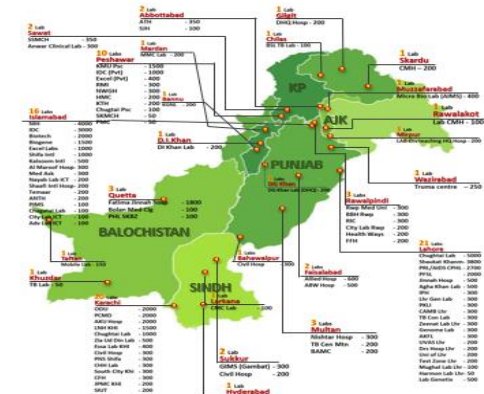
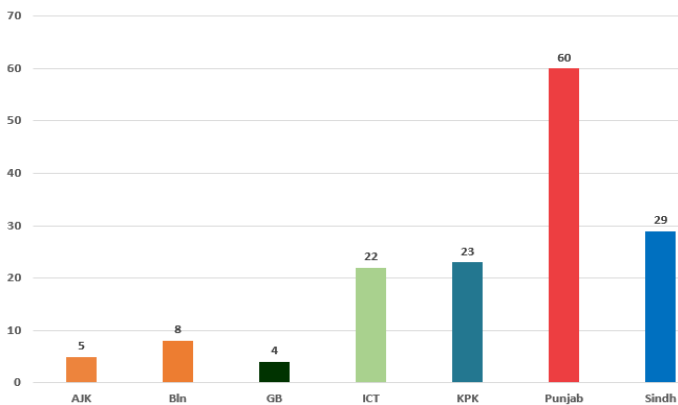


### Heat Map



### Testing Facility

- Total Functioning Labs in Pakistan - 151
- Total Testing Capacity - 57,531
- Testing Conducted Last 24 hrs - 40,359



## 1. International

### a. COVID Status

- (1) 93,509,890 COVID cases & 2,001,289 deaths have been reported across the globe.
- (2) Sweden said it has passed 10,000 deaths associated with COVID-19.
- (3) Indonesia has reported a record daily rise of with 11,557 new COVID cases.

### b. Lockdown & Restrictions

- (1) UK bans travel from Brazil and other South American countries aimed at preventing new Brazilian COVID variant from reaching the country.

### c. Vaccine

- (1) Turkey has initiated its vaccination campaign with China's Sinovac vaccine.
- (2) Philippines has approved Pfizer-BioNTech vaccine for emergency use.
- (3) As per US CDC more than 10 million Americans have received their first dose of a Covid-19 vaccine.
- (4) Brazil has said it would import 2 Mn doses of AstraZeneca's vaccine from India.

### d. Miscellaneous

- (1) WHO investigators have been denied entry to China after they tested positive for COVID-19 antibodies.

## 2. National

### a. COVID Status

- (1) National positivity ratio was recorded at 5.98 %.
- (2) Pakistan has reported 2,072 COVID recoveries during last 24 hours.

### b. Vent Status

- (1) 328 patients are on ventilators.
- (2) **56% vents allocated for COVID patients in Multan have been occupied. (56% day before yesterday)**
- (3) **Vent occupancy in Bahawalpur has been reported at 55%. (55% day before yesterday)**
- (4) Vent occupancy in Lahore has been reported at 36%. (35% day before yesterday)
- (5) 32% vents allocated for COVID patients in Peshawar have been occupied. (32% day before yesterday)

- (6) 31% vents allocated for COVID patients in ICT have been occupied.  
(29% day before yesterday)

c. **Oxygen Status**

- (1) **50% beds allocated for COVID patients in Peshawar have been occupied** (51% day before yesterday)
- (2) 37% beds allocated for COVID patients in Karachi have been occupied.  
(38% day before yesterday)
- (3) 33% beds allocated for COVID patients in Multan have been occupied  
(33% day before yesterday)
- (4) 28% beds allocated for COVID patients in Rawalpindi have been occupied.  
(29% day before yesterday)
- (5) 23% beds allocated for COVID patients in ICT have been occupied. (28% day before yesterday)

d. **HCW (Health Care Workers) Status**

- (1) 47 new cases have been reported in HCWs, increasing the total to 13,219 while 12,494 have recovered (612 active cases)
- (2) Most cases in HCWs have been reported by Sindh 4,734
- (3) 113 deaths have been reported amongst HCWs.

e. **COVID Mortality (46 x Deaths)**

- (1) 40 (87%) deaths have occurred in hospitals.
- (2) **25 deaths have been reported by Punjab.**
- (3) **13 deaths have been reported in District Karachi. Most by any district**
- (4) National CFR was reported at 1.48 %.
- (5) 78% deceased suffered from co-morbidities.