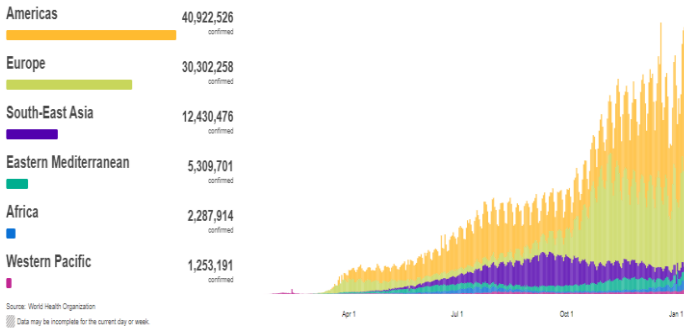
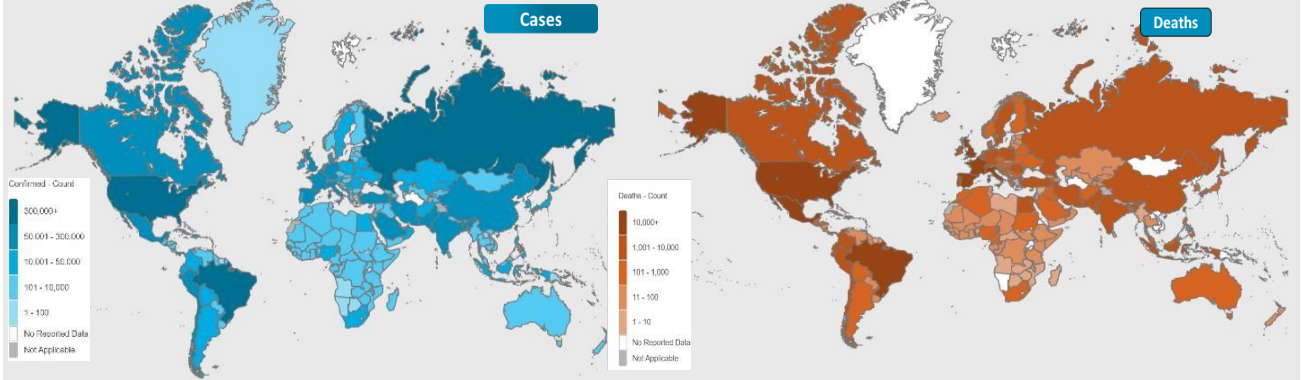




# NATIONAL COMMAND AND OPERATIONS CENTRE SITUATION REPORT PART - I

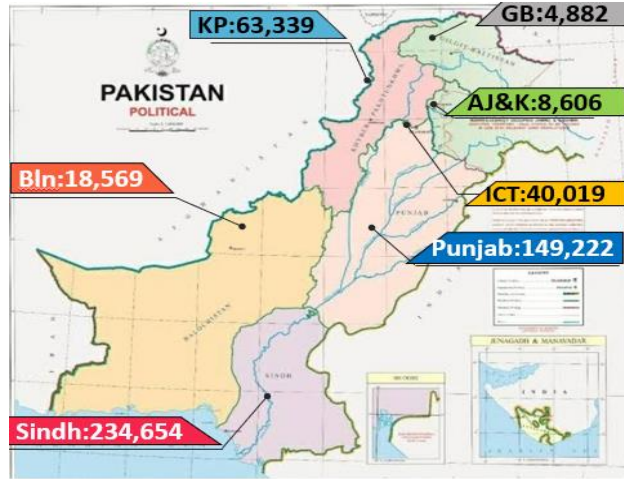
## Global Update

Issued: 2:00 PM  
17th Jan 2021



	Countries	Cases	Cases Last 24 Hrs	Deaths	Deaths Last 24 Hrs	Ranking	Ranking Change
Global	Overall	94,931,039	+645,814	2,029,835	+13,070		
	USA	24,306,043	+202,767	405,261	+3,377	1	↔
	Brazil	8,456,705	+62,452	209,350	+1,059	3	↔
	France	2,894,347	+21,406	70,142	+193	6	↔
	Russia	3,544,623	+24,092	65,085	+590	4	↔
	Spain	2,252,164		53,314		9	↔
Regional	UK	3,357,361	+41,346	88,590	+1,295	5	↔
	India	10,558,710	+15,051	152,311	+181	2	↔
	Iran	1,324,395	+6,100	56,717	+96	16	↓
	Bangladesh	527,063	+578	7,883	+21	29	↔
	Pakistan	519,291	2,521	10,951	+43	31	↔
Afghanistan	53,984	+46	2,339	+3	93	↓	

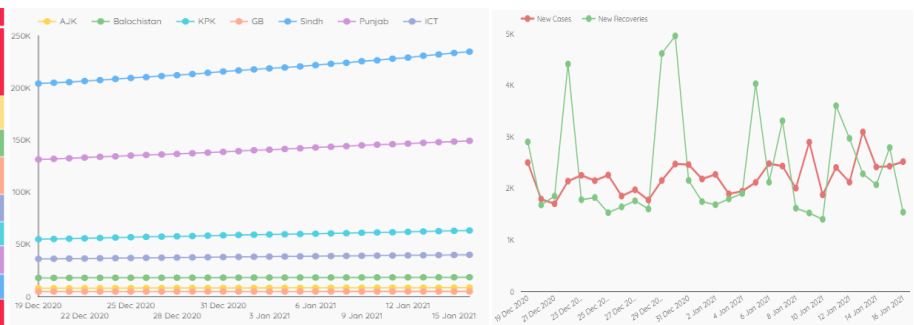
## Pakistan COVID Update



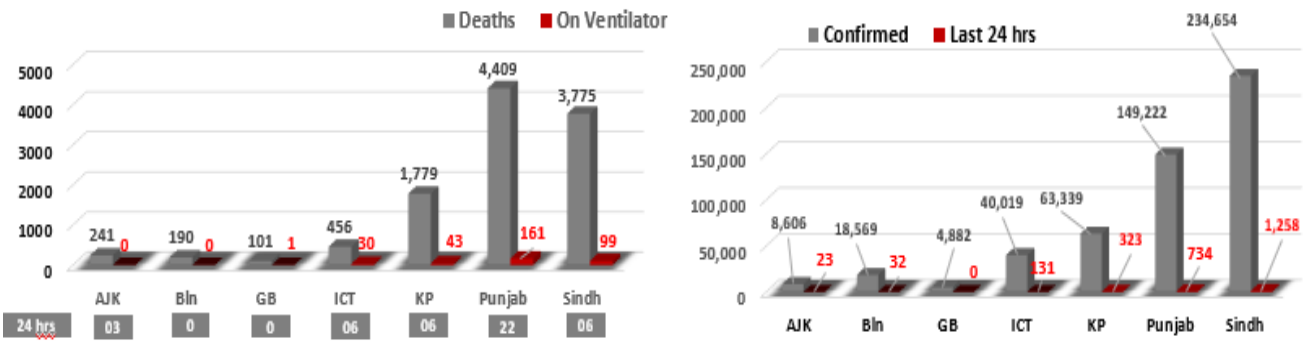
## Province-Wise COVID Cases

Provinces	Lab Tests		Lab Confirmed Cases		
	Total Tests Conducted In Last 24 Hours	Total Tests Conducted till date	Previous	Last 24 hours	Cumulative
AJK	290	103,886	8,583	23	8,606
Balochistan	688	168,945	18,537	32	18,569
Gilgit Baltistan	372	72,023	4,882	00	4,882
ICT	5,477	899,362	39,888	131	40,019
KP	6,242	858,761	62,996	343	63,339
Punjab	14,186	2,698,527	148,488	734	149,222
Sindh	13,936	2,566,118	233,396	1,258	234,654
Total	41,191	7,367,622	516,770	2,521	519,291

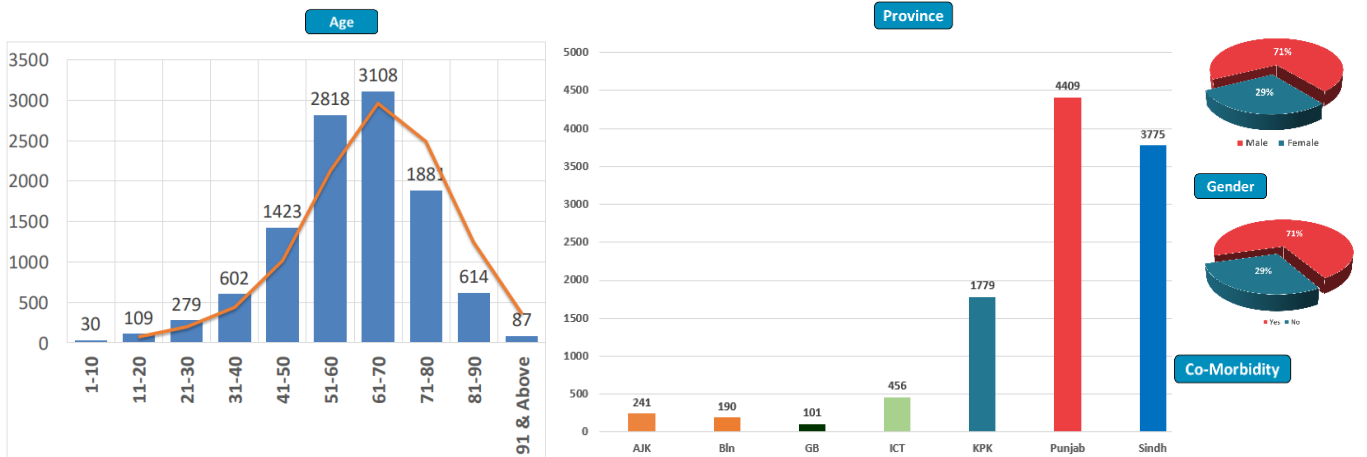
## Cases Vs Recovery



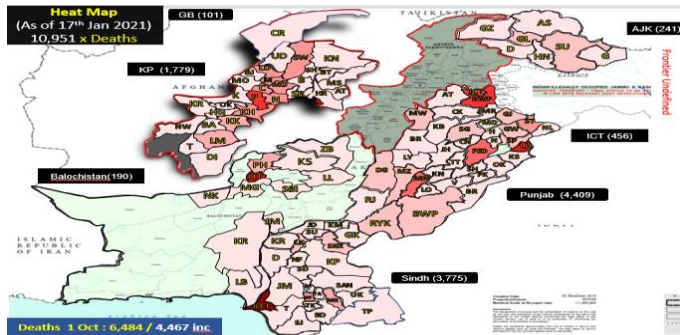
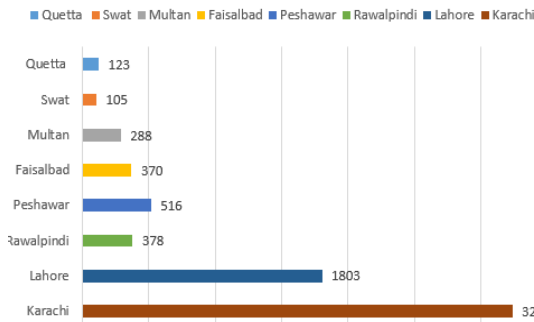
### Clinical Status of COVID



### Death Analysis

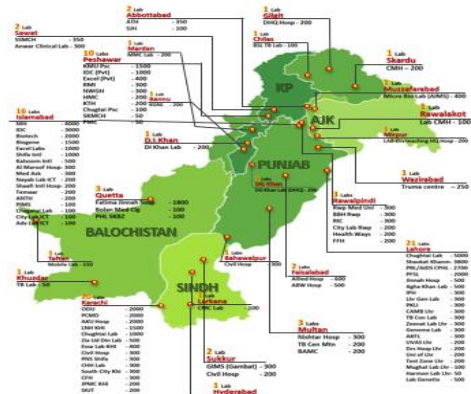
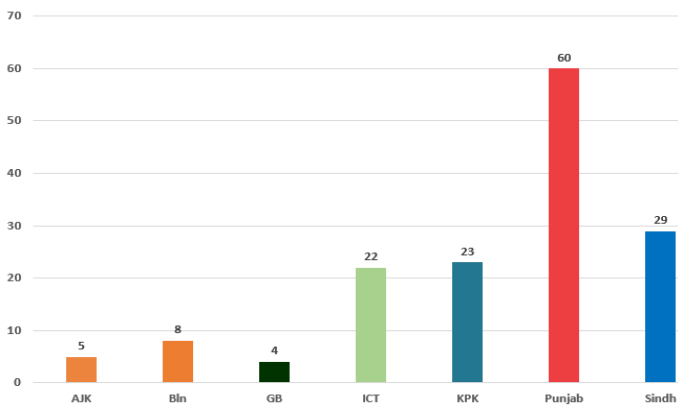


### Deaths



### Testing Facility

- Total Functioning Labs in Pakistan - 151
- Total Testing Capacity - 57,531
- Testing Conducted Last 24 hrs - 41,191



## 1. International

### a. COVID Status

- (1) 94,931,126 COVID cases & 2,029,835 deaths have been reported across the globe.
- (2) Brazil has reported fifth consecutive day with more than 1,000 COVID fatalities.

### b. Vaccine

- (1) India has launched its COVID vaccination campaign.
- (2) Serbia has received 1Mn doses of China's Sinopharm COVID-19 vaccine.
- (3) Azerbaijan will begin its vaccination campaign against COVID-19 using Sinovac vaccine from Monday.

### c. Miscellaneous

- (1) China has said that its latest COVID-19 outbreak has been caused by imported cases.
- (2) According to data from Johns Hopkins University, It took just six weeks for the world to report the most recent 500,000 deaths from COVID-19.

## 2. National

### a. COVID Status

- (1) National positivity ratio was recorded at 6.12 %.
- (2) Pakistan has reported 1,540 COVID recoveries during last 24 hours.

### b. Vent Status

- (1) 333 patients are on ventilators.
- (2) **Vent occupancy in Bahawalpur has been reported at 55%. (55% day before yesterday)**
- (3) **49% vents allocated for COVID patients in Multan have been occupied. (49% day before yesterday)**
- (4) Vent occupancy in Lahore has been reported at 33%. (34% day before yesterday)
- (5) 33% vents allocated for COVID patients in ICT have been occupied. (31% day before yesterday)
- (6) 31% vents allocated for COVID patients in Peshawar have been occupied. (30% day before yesterday)

### c. Oxygen Status

- (1) **46% beds allocated for COVID patients in Peshawar have been occupied (48% day before yesterday)**

- (2) 39% beds allocated for COVID patients in Karachi have been occupied.  
(36% day before yesterday)
- (3) 38% beds allocated for COVID patients in Multan have been occupied  
(38% day before yesterday)

d. **HCW (Health Care Workers) Status**

- (1) 81 new cases have been reported in HCWs, increasing the total to 13,300 while 12,571 have recovered (615 active cases)
- (2) Most cases in HCWs have been reported by Sindh 4,802
- (3) 114 deaths have been reported amongst HCWs.

e. **COVID Mortality (45 x Deaths)**

- (1) 42 (87%) deaths have occurred in hospitals.
- (2) **17 deaths have been reported by Punjab.**
- (3) **10 deaths have been reported in District Karachi. Most by any district**
- (4) National CFR was reported at 1.85 %.
- (5) 83% deceased suffered from co-morbidities.